

THE UNIVERSITY OF TENNESSEE
BOARD OF TRUSTEES
ANNUAL MEETING

1:15 p.m. EDT
Thursday
June 20, 2013

Hollingsworth Auditorium
2421 Joe Johnson Drive
Knoxville, Tennessee

ORDER OF BUSINESS

- I. Call to Order and Invocation
- II. Roll Call
- III. Introductions
- IV. Adoption of Honorary Resolutions..... Tab 1
- V. Election of Chair and Vice Chair of the Board
- VI. President’s Report..... Tab 2
- VII. FY 2014 Operating Budget, Student Tuition and Fees, and Compensation Guidelines Tab 3
 - A. FY 2014 Operating Budget and Student Tuition and Fees..... Tab 3.1
 - B. FY 2014 Compensation Guidelines..... Tab 3.2
 - C. Resolution Approving FY 2014 Operating Budget, Student Tuition and Fees, and Compensation Guidelines Tab 3.3
- VIII. Action Items from Executive and Compensation Committee
 - A. President’s Annual Performance Review, 2013-14 Goals, and Compensation..... Tab 4
 - 1. Vice Chair’s Report..... Tab 4.1
 - 2. President’s Goals, FY 2013-14..... Tab 4.2
 - 3. President’s Self-Assessment, FY 2012-13 Tab 4.3
 - 4. CFO’s Report on Accounts under the President’s Control Tab 4.4

- B. President’s Four-Year Comprehensive Performance Review of Chancellor Cheek and Chancellor Rakes/Compensation Recommendations
 - 1. Chancellor Cheek Tab 5
 - a. President’s Report on Chancellor Cheek’s Review Tab 5.1
 - b. Chancellor Cheek’s Self-Assessment Tab 5.2
 - c. 360-Degree Survey Results for Chancellor Cheek..... Tab 5.3
 - d. Guidelines for the Four-Year Comprehensive Review of Chancellors..... Tab 5.4
 - 2. Chancellor Rakes..... Tab 6
 - a. President’s Report on Chancellor Rakes’ Review Tab 6.1
 - b. Chancellor Rakes’ Self-Assessment..... Tab 6.2
 - c. 360-Degree Survey Results for Chancellor Rakes Tab 6.3
 - d. Guidelines for the Four-Year Comprehensive Review of Chancellors..... Tab 6.4
- C. Election and Compensation of University Officers Tab 7
 - 1. Resolution on Election and Compensation of University Officers..... Tab 7.1
 - 2. FY 2014 Compensation of Elected University Officers..... Tab 7.2
 - 3. FY 2014 Compensation of Other Senior Administrators..... Tab 7.3
- IX. Action Item from Trusteeship Committee
 - A. Authorization for the Vice Chair to Make Interim Committee and Committee Chair Appointments Tab 8
- X. Action Item from Finance and Administration Committee
 - A. Revision of UT Martin Traffic and Parking Regulations – **Roll Call Vote**..... Tab 9
- XI. Report of the Audit Committee
- XII. Consent Agenda
 - A. Minutes of the Last Meeting..... Tab 10

| | |
|--|--------|
| B. Modification of Terms of UTC Chancellor Appointment to Require Residing in University-Leased Residence for One Year | Tab 11 |
| C. 2014 Dates for Regular Board Meetings and a Workshop | Tab 12 |
| D. Resolution Appointing a Managerial Group for U.S. Government Contracts..... | Tab 13 |
| E. Ratification of 2012-2013 Quasi-Endowments | Tab 14 |
| F. FY 2014 Distribution of UC Foundation Unrestricted Endowment Funds | Tab 15 |
| G. Extension of UTC Regional Tuition Rate Program for Undergraduates, FY 2013-14 | Tab 16 |
| H. Extension of UTC Regional Tuition Rate Program for Graduate Students, FY 2013-14..... | Tab 17 |
| I. FY 2014 Operating/Capital Plans for University Owned or Leased Residences for Senior Administrators..... | Tab 18 |
| J. Real Property Transactions..... | Tab 19 |
| 1. Acquisition of 785 Union Avenue (UTHSC) | |
| 2. Acquisition of 955 Madison Avenue (UTHSC) | |
| 3. Acquisition of 959 Madison Avenue (UTHSC) | |
| 4. Acquisition of 969 Madison Avenue (UTHSC) | |
| 5. Acquisition of 23 North Pauline Street (UTHSC) | |
| 6. Acquisition of 38 North Pauline Street (UTHSC) | |
| 7. Acquisition of 40 North Pauline Street (UTHSC) | |
| 8. Acquisition of 255 South Pauline Street (UTHSC) | |
| 9. Acquisition of Morgan County Property by Gift (UTIA) | |
| 10. Acquisition of Street Right-of-Way Interests from City of Knoxville (UTK) | |
| 11. Acquisition of 1525 and 1610 University Avenue | |
| K. Annual Report of Sales of Real Property Acquired by Gift..... | Tab 20 |
| L. President Emeritus Agreement with Dr. Joseph E. Johnson | Tab 21 |
| M. Program of Study Leading to the Degree of Master of Fine Arts in Creative Writing..... | Tab 22 |
| N. UTK Faculty Handbook Revisions | Tab 23 |
| O. Revision of UTC Freshman Admission Requirements..... | Tab 24 |
| P. Tenure Recommendations | Tab 25 |
| Q. 2013 Comprehensive Listing of Academic Programs..... | Tab 26 |
| R. Authorization to Confer Degrees | Tab 27 |
| S. Second Amendment to the Affiliation and Services Agreement between UT and UTFI..... | Tab 28 |
| T. Naming of the Department of Dermatology at UTHSC | Tab 29 |
| U. President’s Recommendation of an Appointment to the Board of Directors of University Health System, Inc..... | Tab 30 |

XIII. Announcements

XIV. Adjournment

Board of Trustees**Resolution in Honor of Teresa K. Fowler
June 20, 2013**

WHEREAS, Teresa K. Fowler graduated from Camden Central High School as the salutatorian with a 4.0 grade point average and began her education at The University of Tennessee at Martin; and

WHEREAS, Miss Fowler participated actively in the Student Government Association and was voted most outstanding freshman, best judicial branch member and best executive council member, serving as SGA vice president in 2012-13; and

WHEREAS, she was involved in the University Scholar Honors Program, Sigma Theta Tau International Honors Society of Nursing, Collegiate 4-H, UTM's Up Till Dawn St. Jude fundraiser and UTM Relay for Life; and

WHEREAS, Miss Fowler was a PEP Leader on campus, a Volunteer Girls State Senior Counselor and sister of Sigma Alpha Professional Agricultural Sorority; and

WHEREAS, she worked as a student employee in the UT Martin Office of Student Affairs and was a volunteer coordinator at Greenbrier Meadows, an assisted living facility in Martin; and

WHEREAS, Miss Fowler was appointed in 2011 as a Student Trustee on The University of Tennessee Board of Trustees and served with distinction on the Academic Affairs and Student Success and the Research, Outreach, and Economic Development committees of the Board, eagerly advocating on behalf of hard-working UT students across the state; and

WHEREAS, she graduated *magna cum laude* in May 2013 with a degree in nursing from The University of Tennessee at Martin;

NOW THEREFORE BE IT RESOLVED that The University of Tennessee Board of Trustees, meeting in Knoxville, Tennessee, on June 20, 2013, congratulates Teresa Fowler for her outstanding career as a student and commends her for her distinguished service to the Board and the University.

**The University of Tennessee
Board of Trustees**

**Resolution in Honor of Janet M. Wilbert
June 20, 2013**

WHEREAS, Dr. Janet M. Wilbert earned her bachelor's degree in biology at Sonoma State University and master's degree in health, physical education and recreation at Murray State University; and

WHEREAS, Dr. Wilbert earned her Ed.D. in higher and adult education at the University of Memphis; and

WHEREAS, she began her career in education as a teacher and athletic trainer at Analy High School District in Sebastopol, California; and

WHEREAS, Dr. Wilbert worked as an athletic trainer at Methodist Sports Medicine in McKenzie, Tennessee, and at Vanderbilt Sports Medicine in Martin, Tennessee, and as an adjunct instructor at Bethel College; and

WHEREAS, she began teaching at The University of Tennessee at Martin in 2000, was promoted to associate professor in 2012, and has won several awards for teaching and advising; and

WHEREAS, Dr. Wilbert's athletic training education program attained accredited status in 2005, and she was inducted into the Tennessee Athletic Trainers' Society Hall of Fame in 2013; and

WHEREAS, she was president of the UT Martin Faculty Senate from 2010 to 2011 and served on The University of Tennessee Faculty Council from 2010 to 2013, chairing that body during the final year; and

WHEREAS, Dr. Wilbert was appointed in 2011 as a Faculty Trustee on The University of Tennessee Board of Trustees, where she has served with distinction, holding membership on the Academic Affairs and Student Success Committee and the Research, Outreach, and Economic Development Committee;

NOW THEREFORE BE IT RESOLVED that The University of Tennessee Board of Trustees, meeting in Knoxville, Tennessee, on June 20, 2013, commends Dr. Janet Wilbert for her valuable service to the Board, the University, and the Martin community.

defining the
FUTURE
THE SYSTEM STRATEGIC PLAN



President's Report

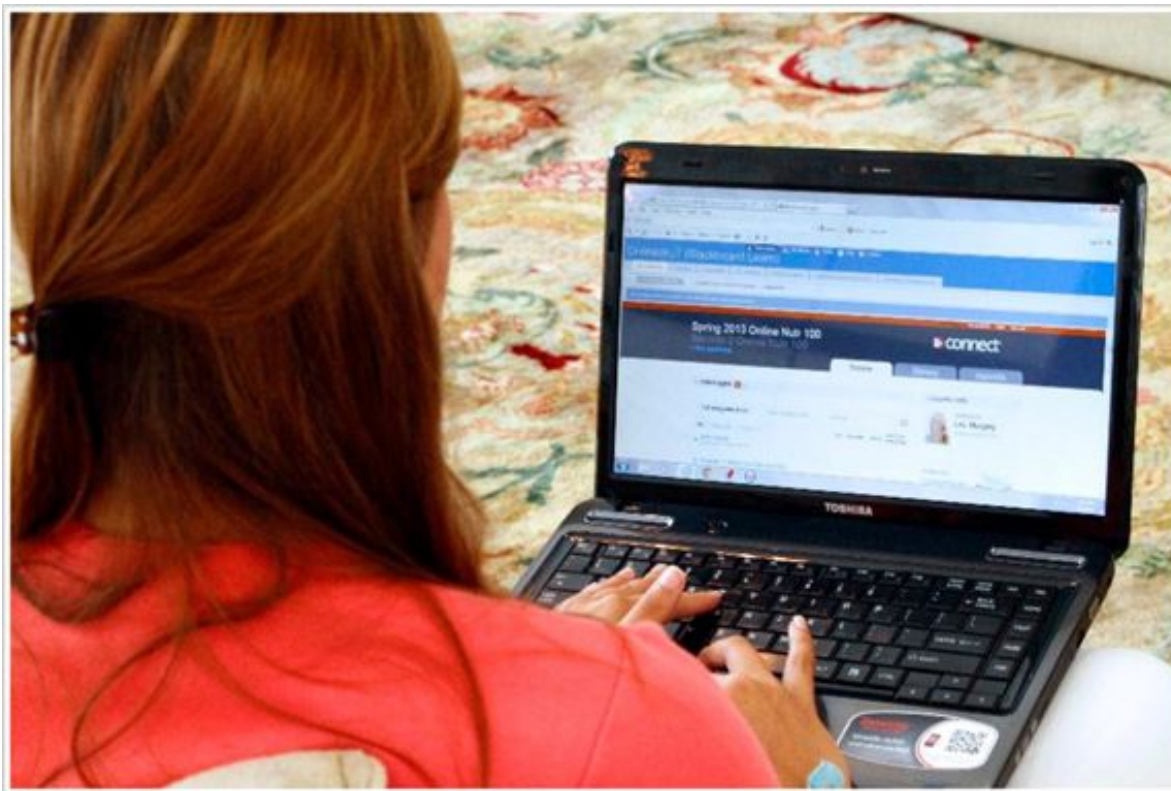


defining the
FUTURE
THE SYSTEM STRATEGIC PLAN



Enhancing Educational Excellence

Implementation Update



defining the
FUTURE
THE SYSTEM STRATEGIC PLAN

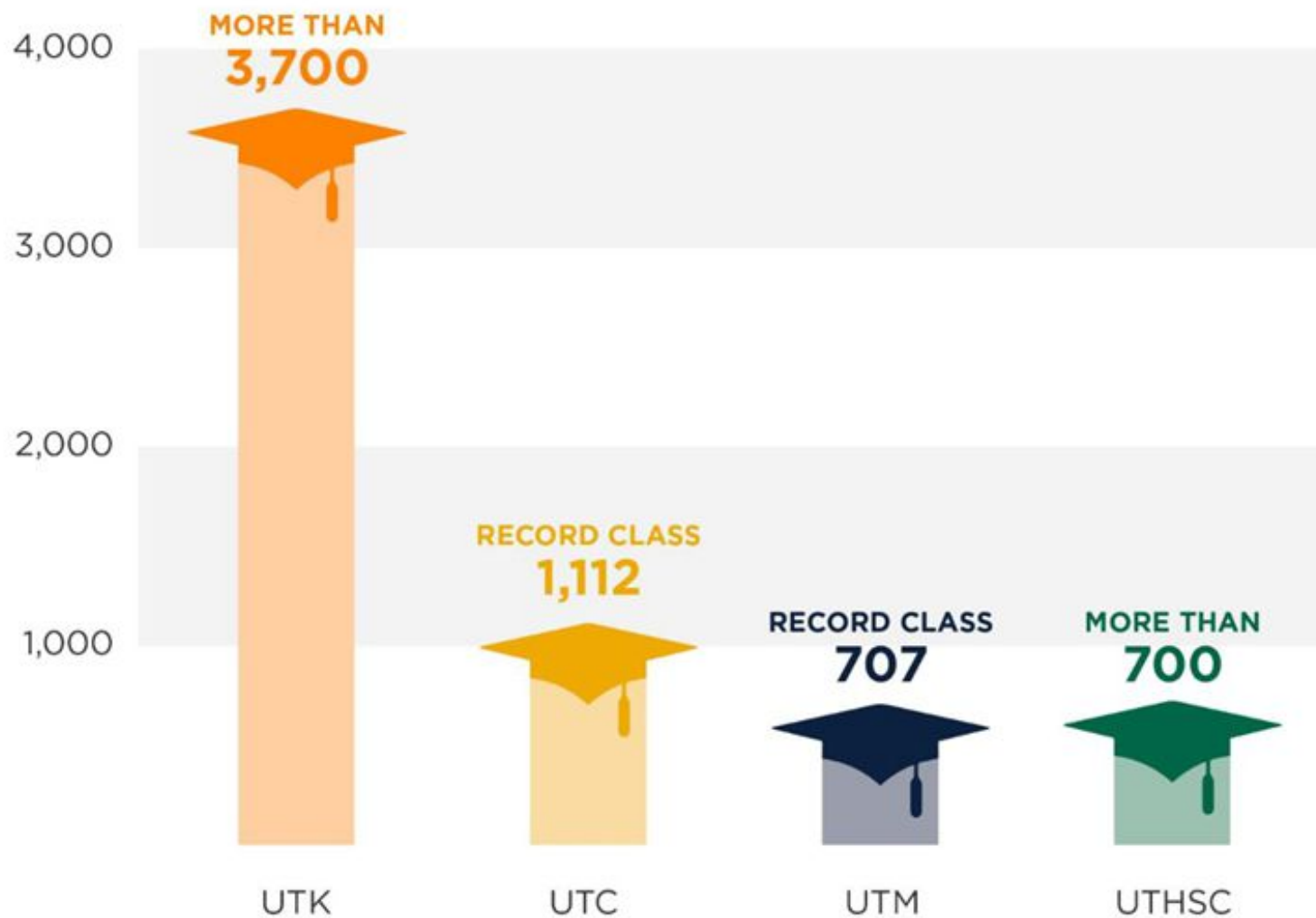


Enhancing Educational Excellence

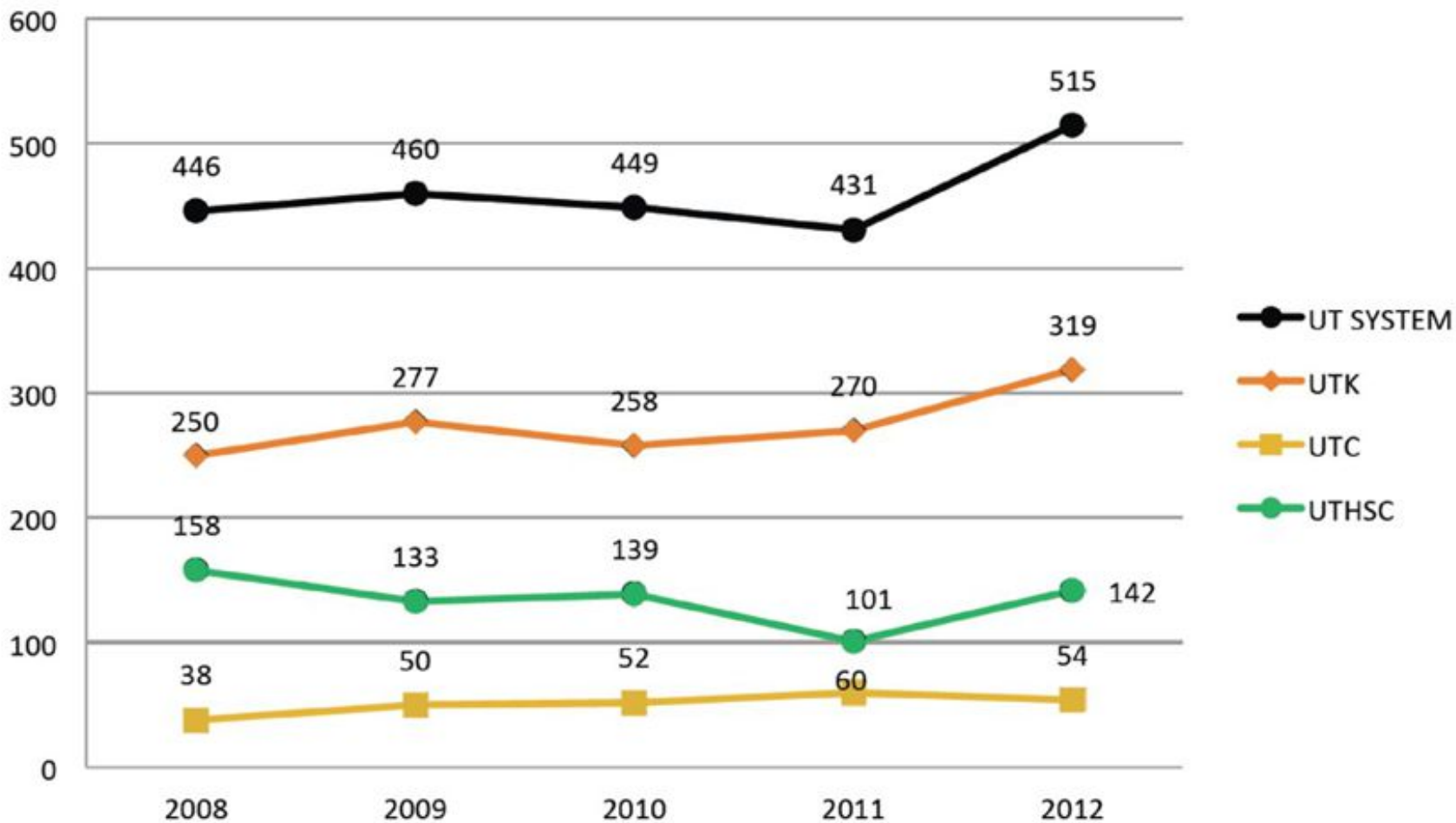
Complete College Tennessee Act



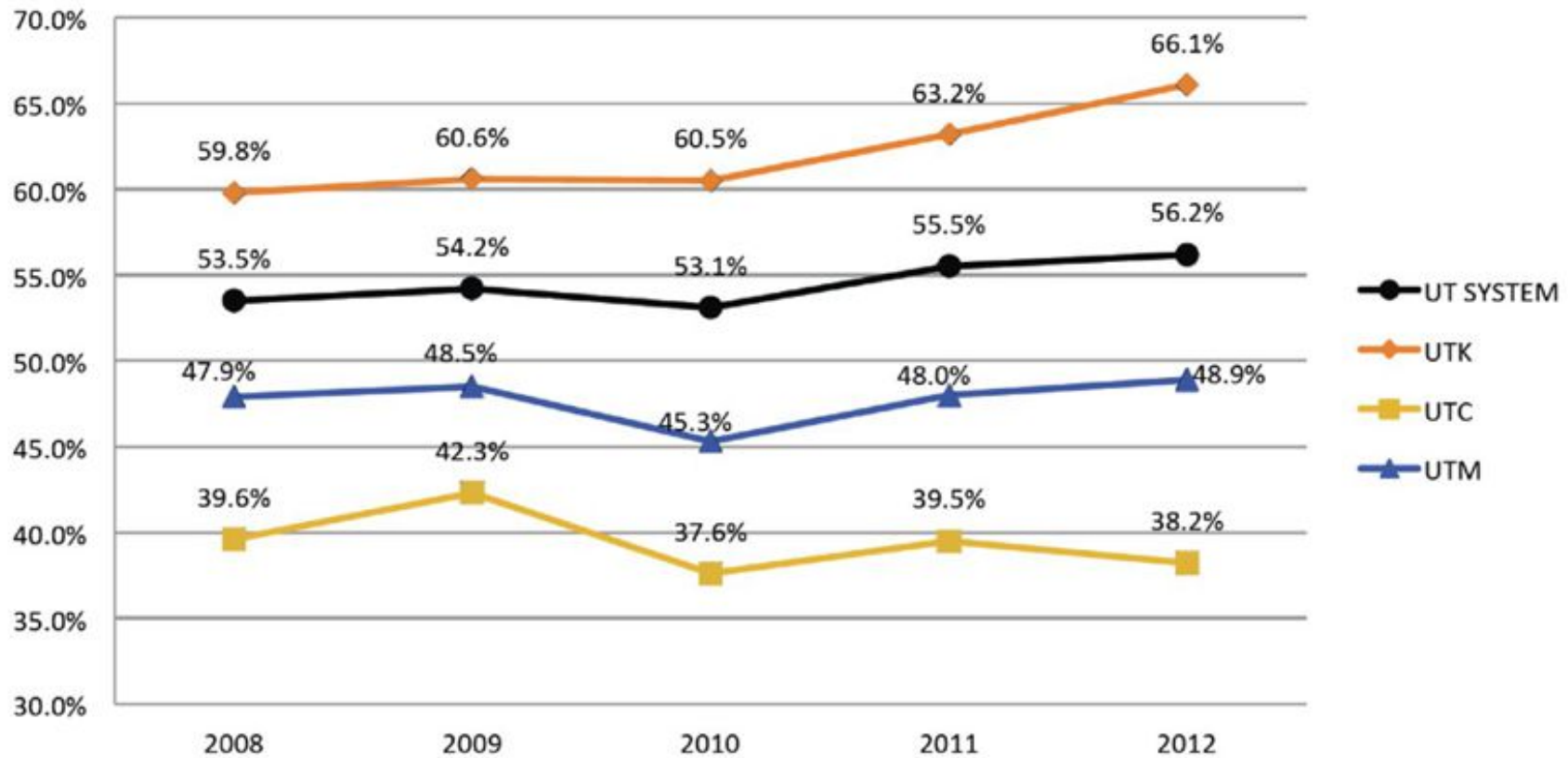
Graduates in May



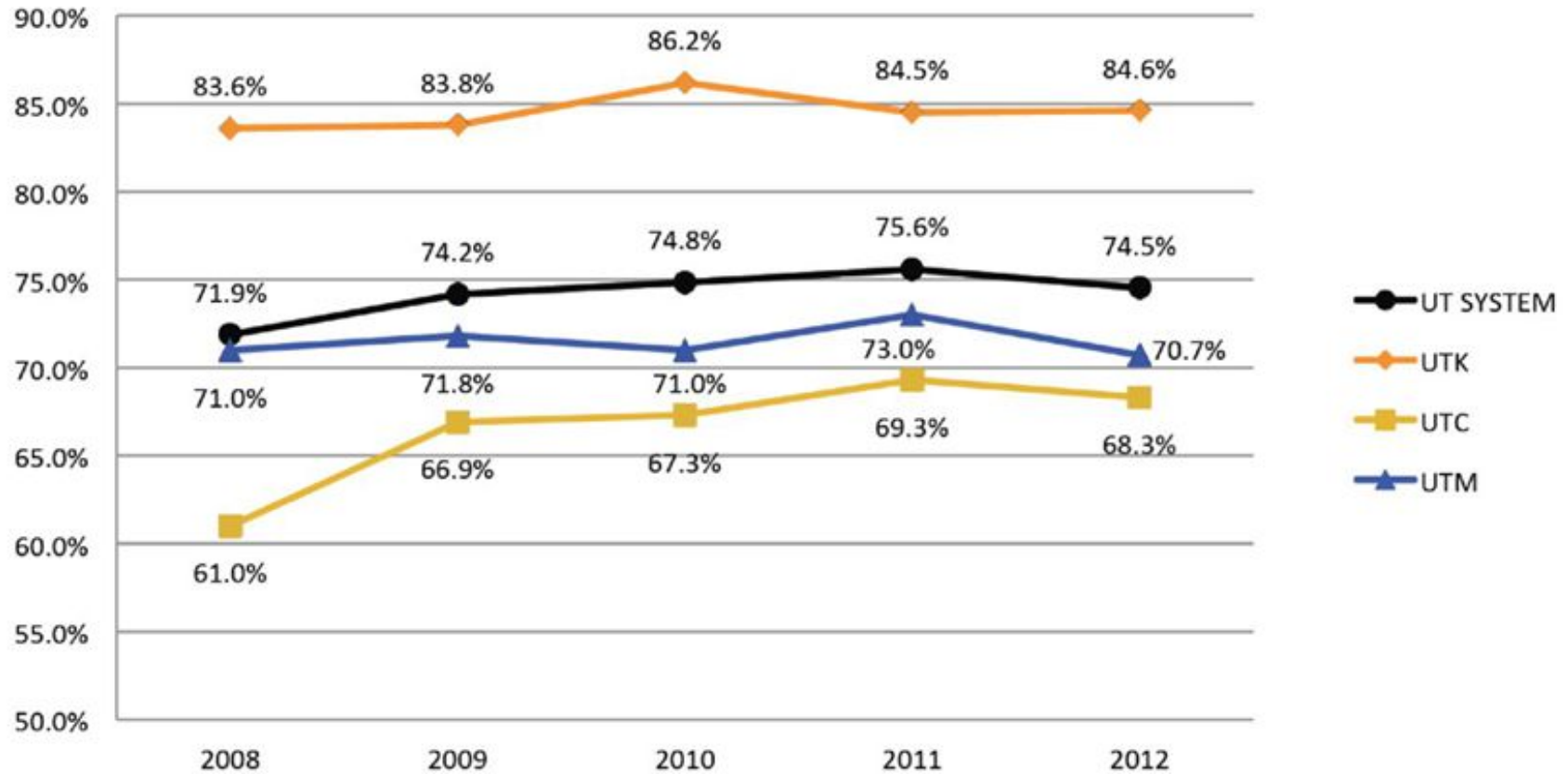
UT Doctoral Degrees Awarded



Six-Year Graduation Rate for New Freshmen



First-Year Freshmen Retention Rate



defining the
FUTURE
THE SYSTEM STRATEGIC PLAN



Expanding Research Capacities

Implementation Update



defining the
FUTURE
THE SYSTEM STRATEGIC PLAN



Expanding Research Capacities

Faculty and Students at ORNL



defining the
FUTURE
THE SYSTEM STRATEGIC PLAN

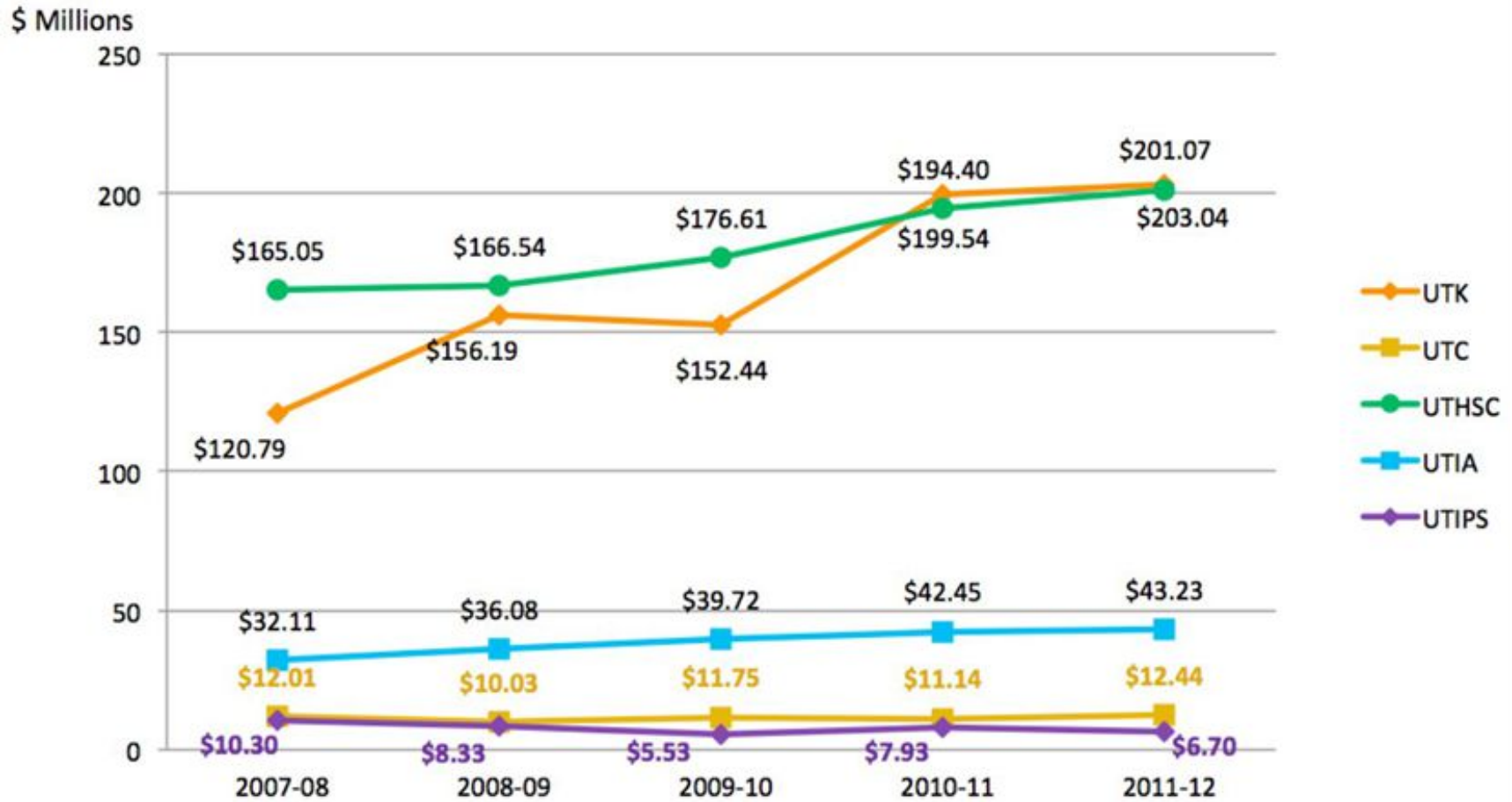


Expanding Research Capacities

Supercomputer Recomplete



Research Expenditures



defining the
FUTURE
THE SYSTEM STRATEGIC PLAN



Fostering Outreach and Engagement

Implementation Update



defining the
FUTURE
THE SYSTEM STRATEGIC PLAN



Fostering Outreach and Engagement

Institute for Public Service



defining the
FUTURE
THE SYSTEM STRATEGIC PLAN



Fostering Outreach and Engagement

Institute of Agriculture



defining the
FUTURE
THE SYSTEM STRATEGIC PLAN



Fostering Outreach and Engagement

Health Science Center



defining the
FUTURE
THE SYSTEM STRATEGIC PLAN

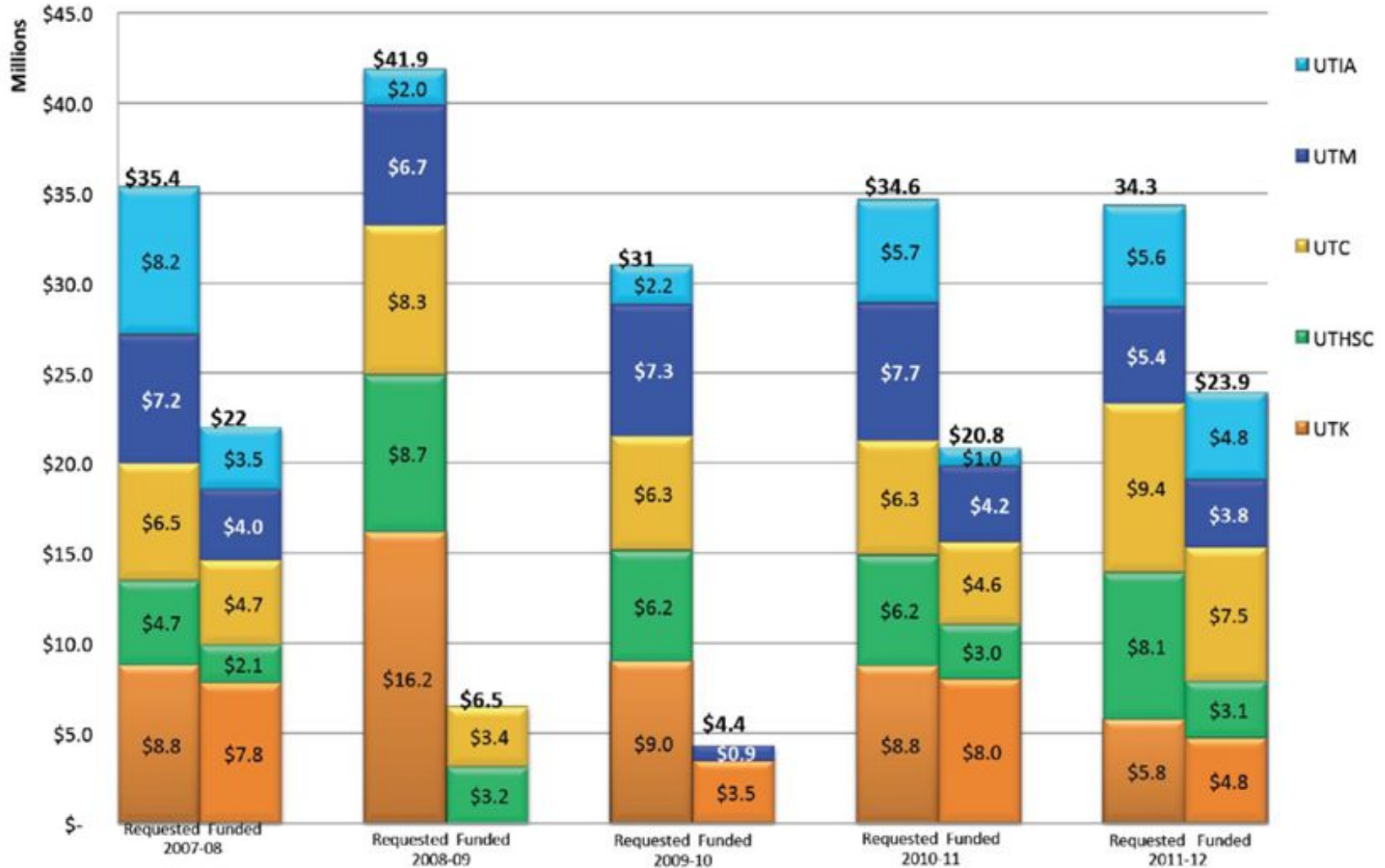


Ensuring Effectiveness and Efficiency

Cost-Saving Measures



Maintenance Funded



defining the
FUTURE
THE SYSTEM STRATEGIC PLAN



Advocating for UT


Advocates in Action



defining the
FUTURE
THE SYSTEM STRATEGIC PLAN



New Hires





Educate. Discover. Connect.



THE UNIVERSITY OF TENNESSEE
BOARD OF TRUSTEES

ACTION ITEM

DATE: June 20, 2013

ITEM: **FY 2014 Operating Budget, Student Tuition and Fees, and Compensation Guidelines**

RECOMMENDATION: Adoption of the Resolution

PRESENTED BY: Charles M. Peccolo, Treasurer and Chief Financial Officer

The proposed FY 2014 Operating Budget, Student Tuition and Fees, Compensation Guidelines, and a formal Resolution of approval are presented in the following materials.

MOTION:

That the Resolution on the FY 2014 Operating Budget, Student Tuition and Fees, and Compensation Guidelines be adopted; and further

That the Chancellors of UTC, UT Knoxville, and UT Martin shall report at the 2013 Fall Meeting on their analysis of Summer Term incentives (including tuition and fee discounts) that might be effective to increase Summer Term enrollment.

FY 2014 Proposed Budget

June 19-20, 2013

FY2014 Proposed Budget

- The FY2014 Proposed Budget is balanced & within available resources.
- FY2014 highlights:
 - Faculty & Staff Compensation
 - State Funding Improvements
 - Tuition & Fees Recommendations

Total Current Funds

Total Current Funds

| Revenues (\$millions) | FY2013 | FY2014 | Change | |
|-----------------------|-----------|-----------|--------|------|
| Unrestricted E&G | \$1,111.3 | \$1,178.4 | \$67.1 | 6.0% |

Unrestricted Education & General (E&G) funds support the core functions of the university.

Total Current Funds

| Revenues (\$millions) | FY2013 | FY2014 | Change | |
|-----------------------|-----------|-----------|--------|------|
| Unrestricted E&G | \$1,111.3 | \$1,178.4 | \$67.1 | 6.0% |
| Restricted E&G | 611.3 | 622.4 | 11.1 | 0.2% |

Restricted E&G funds include gifts, endowments, grants and contracts where the use of the funds is restricted to a specific purpose by an outside party. 71% of UT's Research and Scholarship/Fellowship budgets are restricted.

Total Current Funds

| Revenues (\$millions) | FY2013 | FY2014 | Change | |
|-----------------------|-----------|-----------|--------|------|
| Unrestricted E&G | \$1,111.3 | \$1,178.4 | \$67.1 | 4.9% |
| Restricted E&G | 611.3 | 622.4 | 11.1 | 0.2% |
| Auxiliaries | 194.8 | 195.0 | 0.2 | 0.1% |

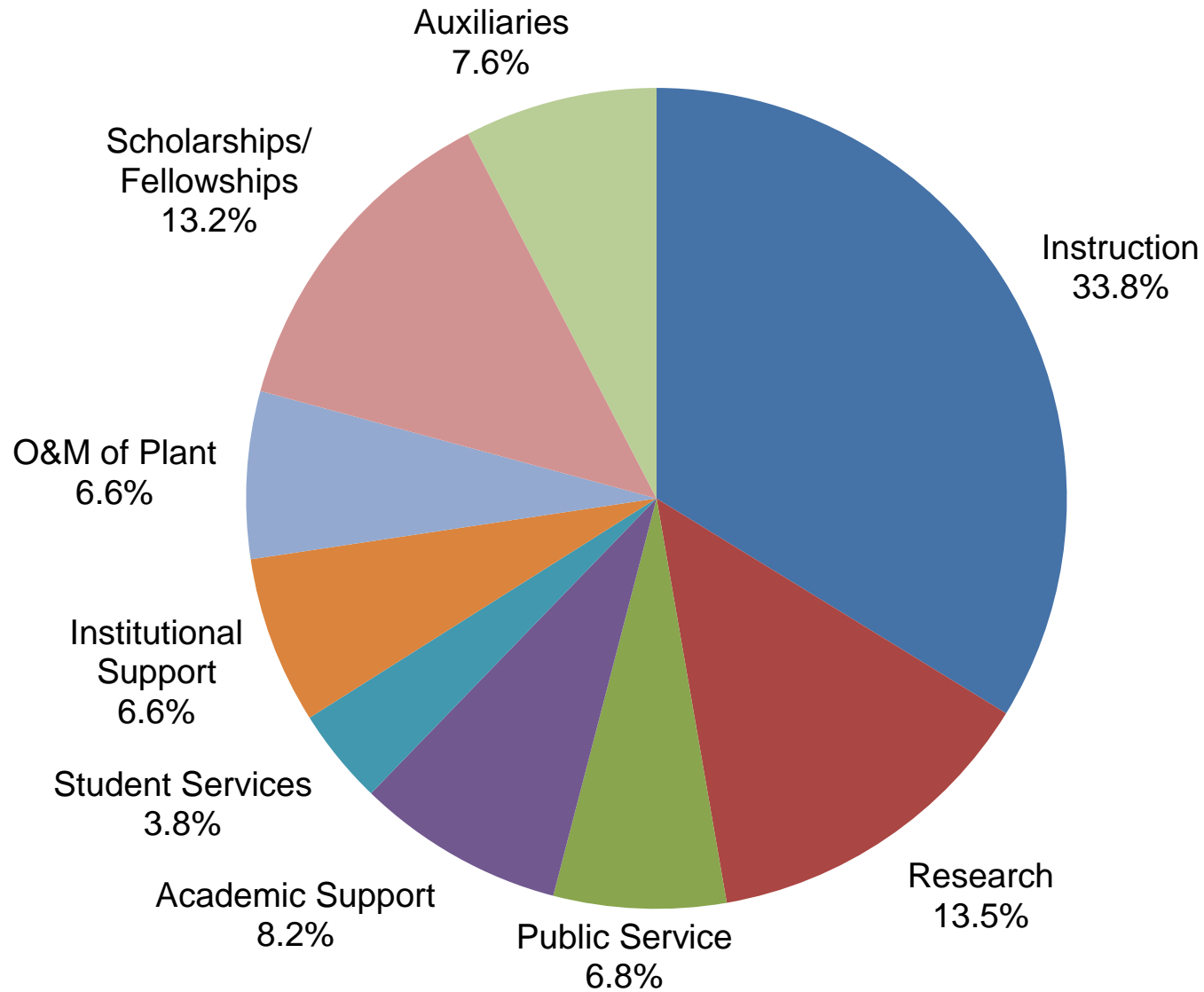
Auxiliaries are self-funded revenue generating operations that provide services to faculty, staff & students: housing, bookstores, food services, UTK men's athletics.

6

Total Current Funds

| Revenues (\$millions) | FY2013 | FY2014 | Change | |
|-----------------------|------------------|------------------|---------------|-------------|
| Unrestricted E&G | \$1,111.3 | \$1,178.4 | \$67.1 | 6.0% |
| Restricted E&G | 611.3 | 622.4 | 11.1 | 0.2% |
| Auxiliaries | 194.8 | 195.0 | 0.2 | 0.1% |
| TOTAL | \$1,917.4 | \$1,995.8 | \$78.4 | 4.1% |

Total Current Funds Budgeted Expenditures



Unrestricted Educational & General (E&G) Funds

Unrestricted (E&G) funds support the core functions of the university.

FY2014 Proposed Budget

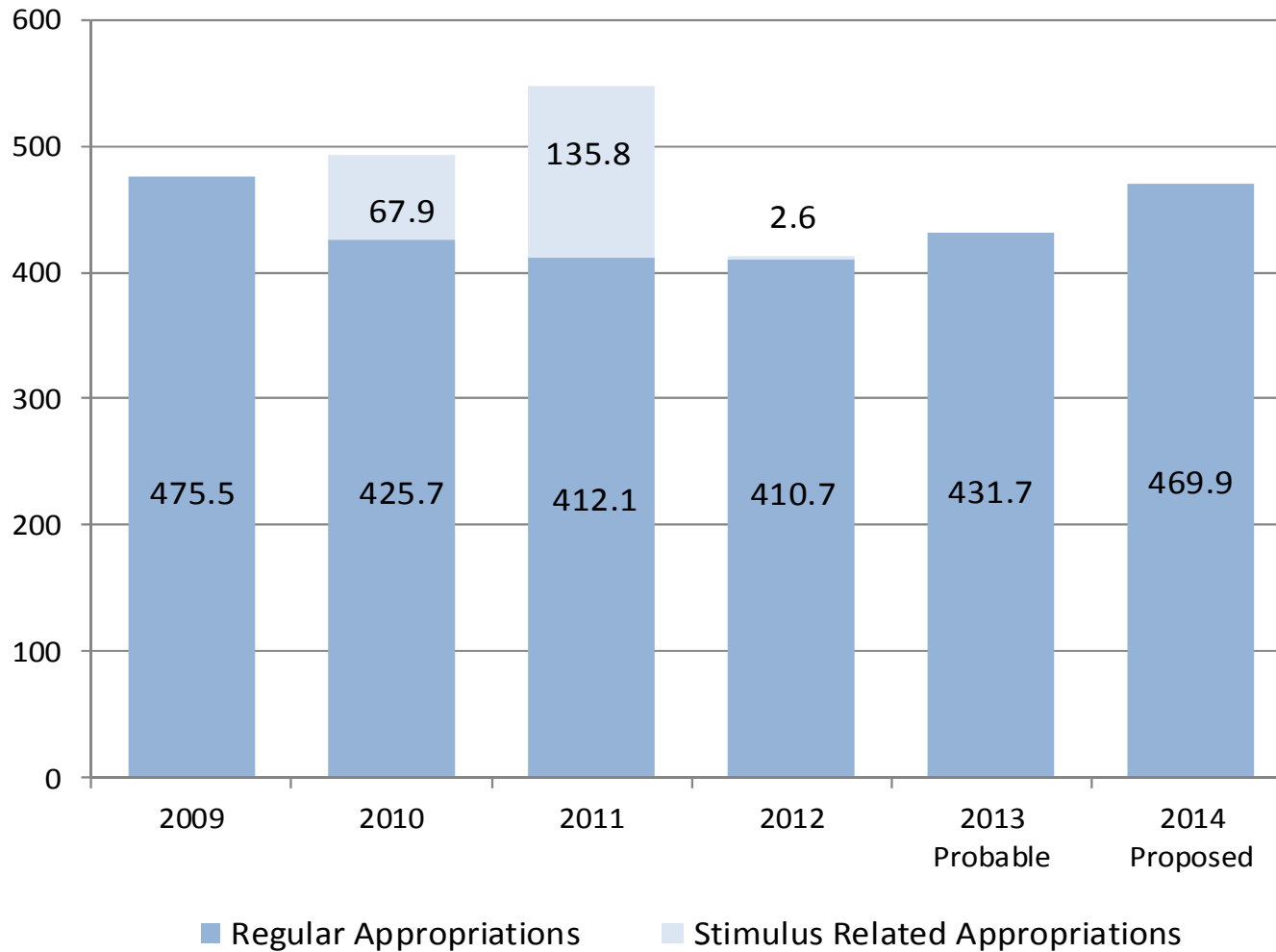
| Unrestricted E&G Revenues (\$millions) | FY2013 | FY2014 | Change | |
|--|------------------|------------------|---------------|-------------|
| State Appropriations | \$431.7 | \$469.9 | \$38.2 | 8.8% |
| Tuition & Fees | 532.9 | 565.3 | 32.4 | 6.1% |
| Other Revenues | 146.7 | 143.2 | -3.5 | -2.4% |
| TOTAL | \$1,111.3 | \$1,178.4 | \$67.1 | 6.0% |

FY2014 Proposed Budget

| Unrestricted E&G Revenues (\$millions) | FY2013 | FY2014 | Change | |
|--|---------|---------|--------|------|
| State Appropriations | \$431.7 | \$469.9 | \$38.2 | 8.8% |

- ❑ *1.5% Salary Increase \$7,604,777*
- ❑ *Formula Outcome Productivity \$10,189,300*
- ❑ *Formula Adjustments \$4,466,500*
- ❑ *2.5% operating increase \$1,896,300*
- ❑ *HSC funding increase \$4,753,200*
- ❑ *UTK College of Engineering \$3,000,000*

State Appropriations



FY2014 Proposed Budget

| Unrestricted E&G Revenues (\$millions) | FY2013 | FY2014 | Change | |
|--|---------|---------|--------|------|
| State Appropriations | \$431.7 | \$469.9 | \$38.2 | 8.8% |
| Tuition & Fees | 532.9 | 565.3 | 32.4 | 6.1% |

Tuition & Fees include in-state and out-of-state tuition and fees that support specific programs, courses, and student services. Fees that require Board approval are presented in detail in the proposed budget document. Increases will fund faculty/staff compensation, scholarships, academic support, campus infrastructure, and fixed cost increases.

FY2014 Proposed Budget

| Unrestricted E&G Revenues (\$millions) | FY2013 | FY2014 | Change | |
|--|---------|---------|--------|-------|
| State Appropriations | \$431.7 | \$469.9 | \$38.2 | 8.8% |
| Tuition & Fees | 532.9 | 565.3 | 32.4 | 6.1% |
| Other Revenues | 146.7 | 143.2 | -3.5 | -2.4% |

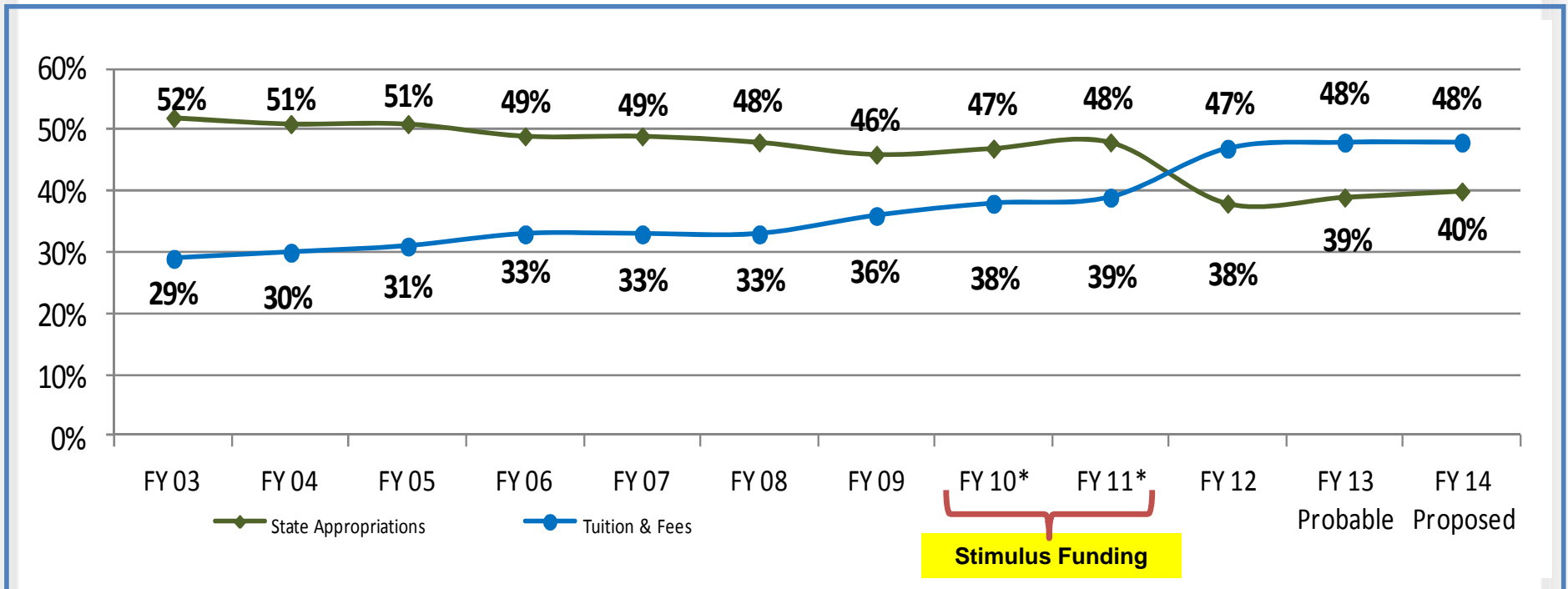
Other Revenues include interest income, F&A recoveries, and sales of goods & services like publications, testing services, clinic fees, conference services, and sports camps.

14

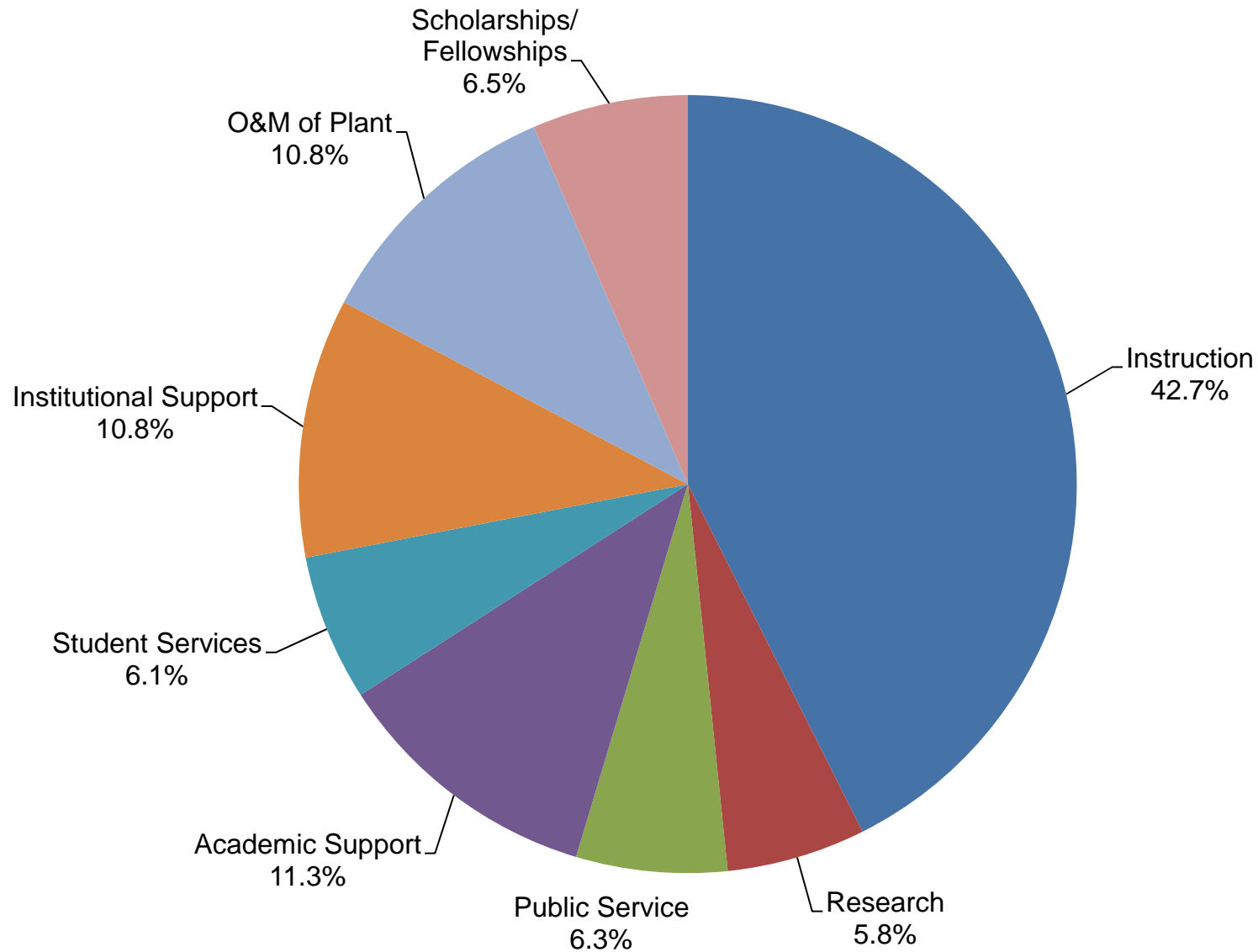
FY2014 Proposed Budget

| Unrestricted E&G Revenues (\$millions) | FY2013 | FY2014 | Change | |
|--|------------------|------------------|---------------|-------------|
| State Appropriations | \$431.7 | \$469.9 | \$38.2 | 8.8% |
| Tuition & Fees | 532.9 | 565.3 | 32.4 | 6.1% |
| Other Revenues | 146.7 | 143.2 | -3.5 | -2.4% |
| TOTAL | \$1,111.3 | \$1,178.4 | \$67.1 | 6.0% |

Tuition & Fees and State Appropriations As Percent of Total Unrestricted E&G Revenues



Unrestricted E&G Funds Budgeted Expenditures



Base Budget Unrestricted E&G Funds

| Expenditures (\$millions) | FY2014 | One-Year Change | | Five-Year Change | |
|------------------------------|------------------|--------------------|-------------|---------------------|--------------|
| | | | | | |
| Instruction | \$499.3 | \$19.2 | 4.0% | \$68.5 | 15.9% |
| Research | 68.0 | 0.6 | 0.9% | -8.9 | -11.6% |
| Public Service | 70.9 | 2.3 | 3.4% | 4.9 | 7.4% |
| Academic Support | 134.0 | 13.2 | 10.9% | 18.4 | 15.9% |
| Student Services | 72.8 | -3.6 | -4.7% | -1.8 | -2.4% |
| Institutional Support | 127.6 | 9.2 | 7.8% | 23.2 | 22.2% |
| O&M of Plant | 128.0 | 11.7 | 10.1 % | 23.2 | 22.1% |
| Schol./Fellowships | 76.0 | 3.7 | 5.1% | 25.0 | 49.0% |
| TOTAL EXPEND. | \$1,176.6 | \$56.3 | 5.0% | \$152.5 | 20.2% |
| Transfers | -3.4 | 12.6 | -78.8% | -10.6 | -136.5% |
| EXPEND. + TRANS. | \$1,173.2 | \$68.9 | 6.2% | \$141.9 | 15.5% |

FY2014 Salary Plans

Salary Increase

- Third increase since July 1, 2007
- State funded 1.5% increase
- UT added funds to:
 - Fund portion of 1.5% increase not covered by state funding
 - Address specific compensation needs at each campus/institute

Salary Increase

| Components | \$ millions |
|--|--------------------|
| 1.5% across-the-board; minimum \$600 | \$ 13.0 |
| Additional adjustments consistent with campus/institute long-term compensation plans (merit, market, equity, additional across-the-board) | \$ 18.2 |
| Total Cost | \$ 31.2 |

Salary Increase

| Campus/Institute Plans: 1.5%/\$600 Across-the-Board plus ... | Campus/ institute |
|---|-----------------------|
| 1.5% merit/market pool +2% mid year market adjustment pool | UTK, UTSI |
| \$1,000 minimum + 1.5% merit/market pool + funds needed to bring minimum wage to \$10/hr | Health Science Center |
| 0.5% to bring ATB to 2% + \$400K for one time performance bonuses + mid year market adjustment pool | Chattanooga |
| 1% mid year market adjustment pool | Martin |
| 1.5% merit/market pool (market before merit) | UTIA |
| 1% market adjustment pool + 0.5% pool for one time performance bonuses | IPS |
| 1.5% merit/market pool | UWA |

Tuition & Fee Recommendations

Recommended Undergraduate & Graduate Tuition

| Campus/Unit | In-State | Out-of-State |
|-----------------------|----------|--------------|
| Chattanooga | 6.0% | 6.0% |
| Knoxville | 6.0% | 1.8%-2.0% |
| College of Law | 6.0% | 2.7% |
| Martin | 6.0% | 6.0% |
| Space Institute | 6.0% | 2.0% |
| Health Science Center | 5.0% | 5.0% |
| Veterinary Medicine* | 6.0% | 6.0% |

*Vet Med is reducing the number of sessions for which students pay from 9 to 8, reducing total tuition paid over the course of obtaining a degree.

Specialized Graduate Programs

| Program | Current Annual Rate | Proposed Annual Rate |
|-------------------------------------|---------------------|----------------------|
| UTC Professional MBA (In-State) | NEW | \$25,200 |
| UTC Professional MBA (Out-of-State) | NEW | 26,784 |
| UTK Senior Executive MBA | 67,500 | 69,500 |
| UTK Aerospace MBA | 62,000 | 64,000 |
| UTK Physician MBA | 67,000 | 74,000 |
| UTK Global Supply Chain MBA | 75,000 | 82,500 |
| UTK Professional MBA | 45,500 | 46,500 |
| | | |

Recommended Fee Changes

| Fee | Current Annual Rate | Proposed Annual Rate |
|----------------------------|---------------------|----------------------|
| UTK Graduate Advisor Fee | New | \$250 |
| UTK Law Library Fee | New | 250 |
| UTK Program & Services Fee | 688 | 744 |
| UTK Transportation Fee | 52 | 120 |
| UTM Facilities Fee | 50 | 150 |
| UTM Parking Fine Late Fee | 15 | 20 |
| | | |

Outlook

Outlook

Things are improving, but ...

- Third year of salary improvements, but will take years to fund compensation gaps
- More stable state support, but have far less state funding than five years ago
- Tuition revenues are up, but ...
 - Inflation adjusted revenue-per-student from appropriations and tuition is lower than ten years ago
 - Scholarship/fellowship budgets have grown faster than any other category

Budget Document FY 2013 - 2014



THE UNIVERSITY *of* TENNESSEE
KNOXVILLE, CHATTANOOGA, MARTIN, TULLAHOMA, MEMPHIS

THE UNIVERSITY *of* TENNESSEE

University of Tennessee at Chattanooga

University of Tennessee, Knoxville

University of Tennessee at Martin

University of Tennessee Space Institute

University of Tennessee Health Science Center

Memphis Other Specialized Units

College of Medicine Units

Family Medicine Units

University of Tennessee Institute of Agriculture

Agricultural Experiment Station

UT Extension

College of Veterinary Medicine

University of Tennessee Institute for Public Service

Institute for Public Service

Municipal Technical Advisory Service

County Technical Assistance Service

University of Tennessee System Administration

FY2014 PROPOSED BUDGET

THE UNIVERSITY OF TENNESSEE

Contents

| | |
|---------------------------------|---------|
| MESSAGE FROM THE CFO | 2 |
| <hr/> | |
| OVERVIEW | 3 |
| <hr/> | |
| UNRESTRICTED E&G REVENUES | 3-7 |
| <hr/> | |
| UNRESTRICTED E&G EXPENDITURES | 8-10 |
| <hr/> | |
| AUXILIARY ENTERPRISES | 11 |
| <hr/> | |
| FY 2014 COMPENSATION PLAN | 12 |
| <hr/> | |
| UNRESTRICTED NET ASSETS | 13 |
| <hr/> | |
| RECOMMENDATION | 14 |
| <hr/> | |
| SUPPORTING BUDGET SCHEDULES | 15 - 49 |
| <hr/> | |
| TUITION AND FEE RECOMMENDATIONS | 50 - 68 |
| <hr/> | |

Message from the CFO

Message from the CFO

The FY2014 proposed operating budget allocates available funding to the University's current operations for the fiscal year beginning July 1, 2013 and ending June 30, 2014. It is the result of input from hundreds of dedicated faculty, staff, students and citizens involved in setting priorities for the University's campuses, colleges, and institutes across the state of Tennessee.

FY 2014 appropriations will increase by over \$38 million, a significant improvement over FY 2013 appropriations (8.5%), but still far lower than FY 2008. At current growth rates, inflation-adjusted state appropriations may not return to FY 2008 levels until FY 2020. While this presents a long-term challenge for UT, the university welcomes the renewed commitment to higher education demonstrated by the Governor and the General Assembly.

The new appropriations provide partial funding for a 1.5% salary pool, insurance premium increases, and fixed-cost increases needed to maintain current operations. Some units received funds for modest enhancements such as programs to increase enrollments in UT Knoxville's College of Engineering, pediatric physician scientists at the UT Health Science Center, and the Institute for Public Service's Law Enforcement Innovation Center.

Increased state support will help keep tuition and fee increases at their lowest levels since FY 2009. Appropriations now provide less than 25% of overall funding, so even a generous increase is too small to cover all fixed-cost increases. The appropriations increase for FY 2014 amounts to only 2% of overall revenues. UT's academic units will use approximately \$32.4 million in new fee revenues to help cover the portion of their salary increases that is not funded by the state as well as faculty and staff needed to catch up with past enrollment growth, cost increases required to support current operations, and strategic investments in instruction and student support that help students stay in school and graduate on time.

UT tuition and fees will remain competitively priced compared to similar institutions. Expenditures for institutional scholarships and fellowships grew by over 253% from FY 2002 to FY 2012; UT will continue to allocate additional funding here to keep the net cost of student fees as low as possible.

The proposed budget includes general salary increases for the third year in a row. This will allow UT to continue to make modest but steady progress in rewarding exceptional performance, addressing salary compression, and moving overall compensation closer to market levels needed to attract and retain the kind of talent UT must have to effectively serve its students and the citizens of Tennessee. Every unit will provide across-the-board increases of \$600 or 1.5%, whichever is greater, and supplemental salary pools consistent with its own multi-year compensation plan and available funding. This is the third year in a row where minimum increases will have provided larger-than-average salary increases for UT's lowest paid employees.

While the focus on students is paramount on each campus, UT goes well beyond the classroom. Extension has a presence in every county of the state, serving farmers, families, youth and community leaders, conducting 113,500 group meetings and demonstrations and over 40,000 visits to farms, homes and workplaces in FY 2012 alone. AgResearch focuses on research vital to the bottom line of Tennessee farmers and agribusiness, supporting Tennessee's overall economy. The Institute for Public Service promotes good government and strengthens economic vitality through training and technical assistance for Tennessee state and local government and industry and law enforcement professionals nationwide.

Revenue and expenditure data for each operating unit is provided in this budget document. Also included is information on athletics and auxiliary budgets. A separate publication containing detailed supporting schedules is available in printed or electronic format.

Respectfully,



Charles M. Peccolo
Treasurer and Interim Chief Financial Officer

FY2014 PROPOSED BUDGET

“THE FY 2014 EDUCATIONAL AND GENERAL (E&G) AND AUXILIARY ENTERPRISES PROPOSED BUDGETS ARE BALANCED AND WITHIN AVAILABLE RESOURCES.

| FY 2014 Quick Facts | |
|------------------------|----------|
| Enrollment (Fall 2012) | 49,244 |
| Total Revenues | \$ 1.99B |
| Positions | 14,856 |
| Capital Maintenance | \$ 25.9M |

| Unrestricted E&G | |
|-------------------------------------|----------|
| E&G Revenues | \$1.18B |
| State Appropriations | \$469.9M |
| St. Appropriations as % of Revenues | 40.0% |
| Tuition & Fees | \$565.3M |
| Tuition & Fees as % of Revenues | 48.0% |
| Salaries & Benefits | \$817.0M |
| Sal. & Ben. % of Expenditures | 68.9% |

Overview

The University of Tennessee FY 2014 proposed budget revenues total \$1.99 billion: \$1.178 billion in unrestricted educational and general (E&G), \$622.4 million in restricted funds and \$195.0 million in auxiliary funds. That represents a \$78.3 million (4.1%) increase from the FY 2013 probable budget.

Unrestricted E&G revenues total \$1.178 billion, a \$67.1 million (6.0%) increase over the FY 2013 probable budget. A slight increase in restricted E&G revenues is offset by a small drop in auxiliary revenues.

TOTAL REVENUES

| Revenues (Millions) | FY2013 Probable | FY2014 Proposed | Change Amt. | Change % |
|---------------------|-------------------|-------------------|----------------|-------------|
| Unrestricted E&G | \$ 1,111.3 | \$ 1,178.4 | \$ 67.1 | 6.0% |
| Restricted E&G | 611.3 | 622.4 | 11.1 | 0.2% |
| Auxiliaries | 194.8 | 195.0 | 0.2 | 0.1% |
| Total | \$ 1,917.4 | \$ 1,995.8 | \$ 78.4 | 4.1% |

Auxiliaries include unrestricted and restricted funds

Restricted funds must be used in accordance with purposes established by an external party; primarily grants, contracts, gift funds and endowments. Auxiliaries are self-supporting enterprises which furnish services to students, faculty, and staff such as housing, bookstores, food service and UTK Athletics.

Unrestricted E&G Revenues

Unrestricted education and general funds (unrestricted E&G) support the core operations of the university: instruction, research, public service, academic support, student services, institutional support, facilities operations and maintenance, and scholarships and fellowships. They are funded primarily through tuition and student fees, state appropriations, and other sources including grants and contracts, federal and local appropriations, sales and services, investment income, and endowment distributions.

FY2014 PROPOSED BUDGET

Unrestricted E&G Revenues (Continued)

The following table shows the change in unrestricted E&G revenues.

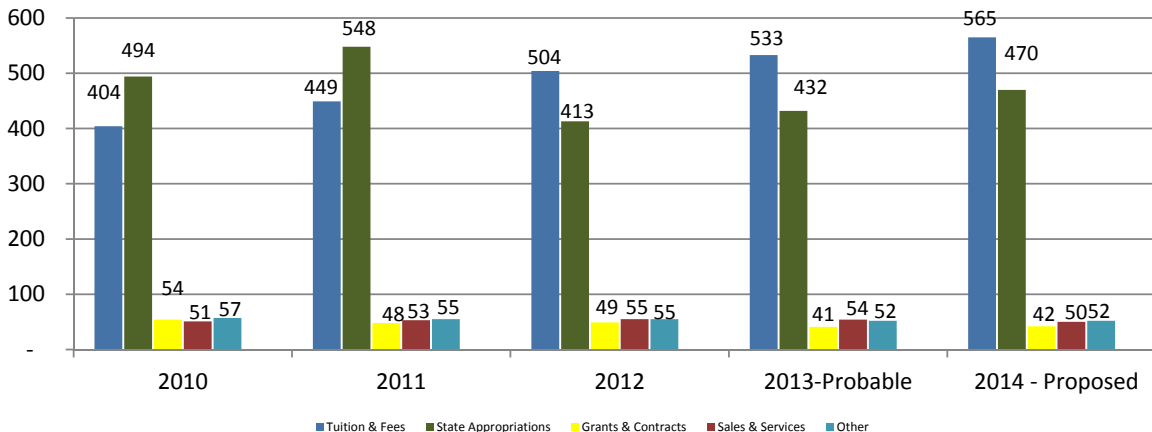
Unrestricted E&G Revenues Summary
(in millions)

| Revenues | FY 2013 Probable | FY 2014 Proposed | Change Amount | Change % |
|-------------------------------|-------------------|-------------------|----------------|-------------|
| Tuition & Fees | \$ 532.9 | \$ 565.3 | \$ 32.4 | 6.1% |
| State Appropriations | 431.7 | 469.9 | 38.2 | 8.8% |
| Other Revenues | 146.7 | 143.2 | - 3.5 | -2.4% |
| Total E&G Revenues | \$ 1,111.3 | \$ 1,178.4 | \$ 67.1 | 6.0% |

FY 2014 unrestricted E&G revenues are \$67.1 million (6.0%) higher than FY 2013 probable budget, due to increases in tuition & fees and state appropriations. Most of the increases in tuition & fees and state appropriations will fund salary adjustments for faculty and staff in FY 2014 and investments in academic programs. Other uses include institutional scholarships, faculty promotions, start-up funding, campus infrastructure improvements, and fixed cost increases such as increases in health insurance premiums, utility costs; contractual service increases; and inflationary costs for campus facilities and library acquisitions.

Unrestricted E&G revenues are categorized into five distinct areas, with state appropriations and tuition & fees making up 87.9% (\$1.04 billion). The graph below compares each of these sources and displays trends over the past five years. State appropriations in FY 2010 and FY 2011 included large amounts of non-recurring funds related to the federal stimulus (ARRA).

Unrestricted E&G Revenues (in millions of dollars)



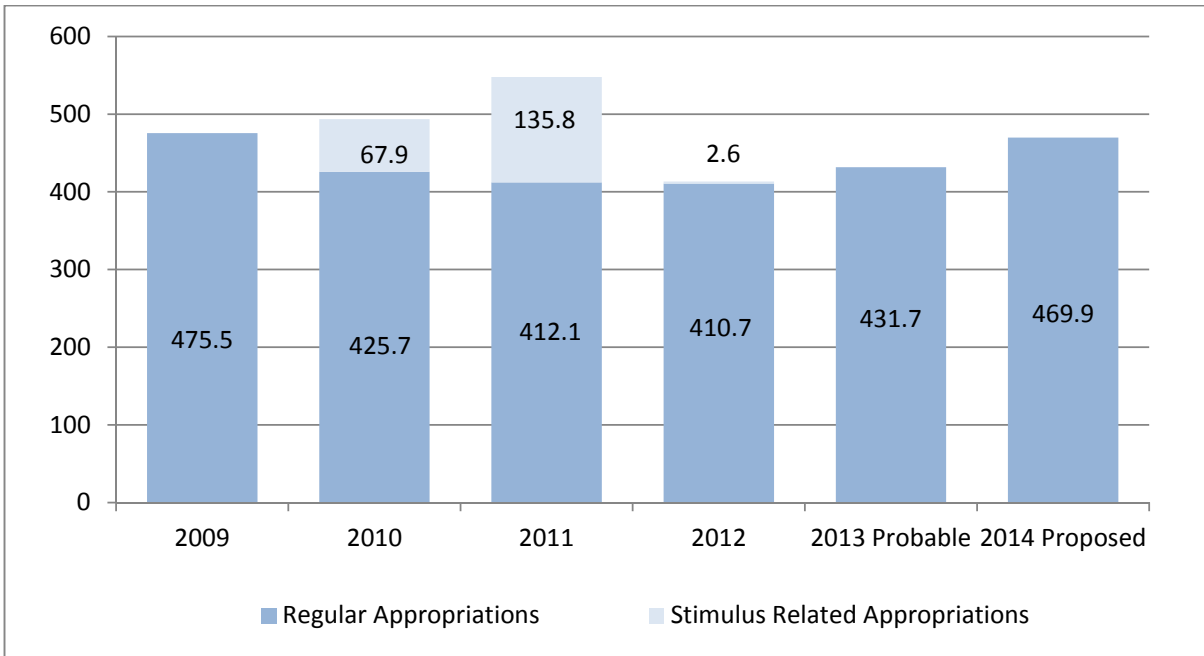
FY2014 PROPOSED BUDGET

Unrestricted E&G Revenues (Continued)

State Appropriations

FY 2014 appropriations will increase by more than \$38 million, a significant improvement over FY 2013 but still far lower than 2008 appropriations. The increases provide partial funding for a 1.5% across-the-board salary increase, funding formula productivity gains, and growth in staff benefits costs. Also some specific funding was received for UT Knoxville College of Engineering, UTHSC pediatric physicians and the Institute for Public Service’s Law Enforcement Innovation Center. This makes FY 2014 the second year since FY 2008 to see a net gain in base appropriations.

State Appropriations
(in millions)



FY2014 PROPOSED BUDGET

Unrestricted E&G Revenues (Continued)

State Appropriations (Continued)

Change In Unrestricted E&G State Appropriations

| State Appropriation Detail | Base (Recurring) | Non-Recurring | Total |
|---------------------------------|-----------------------|---------------------|-----------------------|
| FY 2013 Probable Budget | \$ 428,825,693 | \$ 2,871,375 | \$ 431,697,068 |
| Outcome Productivity | 10,189,300 | | 10,189,300 |
| Formula Adjustments | 4,578,900 | (112,400) | 4,466,500 |
| 2.5 % Operating Increase | 1,896,300 | | 1,896,300 |
| 1.5% Salary Increase | 7,604,777 | | 7,604,777 |
| Benefits Adjustments | 3,324,478 | | 3,324,478 |
| UTK College of Engineering | 3,000,000 | | 3,000,000 |
| HSC funding increase | 4,753,200 | | 4,753,200 |
| IPS Law Enf. Innovation Ctr. | 500,000 | (500,000) | - |
| Pediatric Physicians Recruiting | | 2,960,000 | 2,960,000 |
| Change in Appropriations | \$ 35,846,955 | \$2,347,600 | \$ 38,194,555 |
| FY 2014 Proposed Budget | \$ 464,672,648 | \$ 5,218,975 | \$ 469,891,623 |

State Appropriations increased \$38,194,555 or 8%. Of this \$35,846,955 are recurring. Recurring adjustments include \$10,929,255 in salary and benefit adjustments; \$14,768,200 in formula adjustments and outcome productivity; \$3,000,000 in support of UTK College of Engineering; and \$4,753,200 in support of Health Science Center and Veterinary Medicine medical units. Non-recurring adjustments of \$2,347,600 include \$2,960,000 in support of a matching fund program with St. Jude's Children's Hospital for the purpose of recruiting pediatric physicians which offsets a \$500,000 non-recurring appropriation reduction for the IPS Law Enforcement Center that was changed to recurring.

FY2014 PROPOSED BUDGET

Unrestricted E&G Revenues (Continued)

Tuition and Fees

Tuition and fee revenues increase \$32.4 million (6.1%), providing funds for faculty and staff salary adjustments, institutional scholarships, academic support, campus infrastructure, and fixed cost increases. Increases are within THEC's recommended range. Details can be found in the Tuition and Fees section beginning on page 50.

Tuition and Fee Revenues

| TUITION AND FEE REVENUE | FY13 Probable | FY14 Proposed | Change Amount | Change % |
|--------------------------------|------------------------|-----------------------|----------------------|-----------------|
| Tuition | \$ 448,204,154 | \$ 473,934,936 | \$ 25,730,782 | 5.7% |
| Program and Service Fees | 51,909,406 | 55,148,313 | 3,238,907 | 6.0% |
| Extension Enrollment Fees | 7,951,968 | 7,753,790 | (198,178) | (2.5) |
| Other Student Fees | 24,795,729 | 28,440,845 | 3,645,116 | 15.0% |
| Total Tuition and Fees | \$ 532,8611,257 | \$ 565,277,884 | \$ 32,416,627 | 6.1% |

UT remains competitively priced. Fees at the three formula units – UTC, UTK, and UTM – are all comparable to peer group averages. UT campuses are routinely cited as “best buys” in publications such as *The Princeton Review*, the *Fiske Guide to Colleges*, and *America's 100 Best College Buys* (a listing compiled by Institutional Research & Evaluation, Inc.).

Other Revenues

Other revenues decrease \$3.5 million (-2.4%), primarily from the move of Knoxville Women's Athletics from E & G funds to auxiliary funds.

Other Revenues

| OTHER REVENUE | FY13 Probable | FY14 Proposed | Change Amount | Change % |
|-----------------------|-----------------------|-----------------------|-----------------------|-----------------|
| Grants & Contracts | \$ 41,339,765 | \$ 41,661,154 | \$ 321,389 | (.8) % |
| Sales & Services | 53,799,578 | 49,534,483 | (4,265,095) | (7.9) % |
| Other Sources | 51,563,436 | 51,990,420 | 426,984 | .8 % |
| Total Revenues | \$ 146,702,779 | \$ 143,186,057 | \$ (3,516,722) | (2.4) % |

FY2014 PROPOSED BUDGET

Unrestricted E&G Expenditures

The FY 2014 budget for unrestricted E&G expenditures and transfers is \$1,182.0 million, an increase of \$39.6 million (3.5%) from FY 2013.

Unrestricted E&G Expenditures by Functional Category

(in millions)

| Functional Category | FY 2013 Probable | FY 2014 Proposed | Change Amount | Change % |
|---|---------------------|---------------------|------------------|---------------|
| Instruction | \$ 497.3 | \$ 505.7 | \$ 8.4 | 1.7% |
| Research | 98.1 | 69.1 | (28.9) | (29.5)% |
| Public Service | 77.8 | 71.0 | (6.8) | (8.8)% |
| Academic Support | 137.1 | 134.3 | (2.8) | (2.1)% |
| Student Services | 79.1 | 72.8 | (6.3) | (7.9)% |
| Institutional Support | 126.4 | 127.7 | 1.3 | 1.1% |
| Operations and Maintenance of Plant | 118.2 | 128.0 | 9.8 | 8.3% |
| Scholarships and Fellowships | 74.3 | 76.8 | 2.4 | 3.3% |
| Sub-Total E&G Expenditures | \$ 1,208.3 | \$ 1,185.5 | \$ (22.8) | (1.9)% |
| Transfers | (65.9) | (3.5) | 62.4 | 85.1% |
| Total Transfers and E&G Expenditures | \$ 1,142.4 | \$ 1,182.0 | \$ 39.6 | 3.5% |

Budgeted expenditures are down \$22.8 million (1.9%). Instruction budgets increase \$8.4 million (1.7%); institution support is up \$1.3 million; operations and maintenance of plant is up 9.8 million and scholarships and fellowships are up \$2.4 million (3.3%), and all other expense categories decline. The declines are due to non-recurring funds budgeted as expense in FY 2013. Much of these non-recurring funds will be expended during FY 2013, but some will carry forward into the FY 2014 revised budget. Base budgets for recurring expenditures, which do not include non-recurring funds, are up \$56.3 million (5.0%) in FY 2014. More details on the change in base recurring expense budgets can be found on the next page.

FY2014 PROPOSED BUDGET

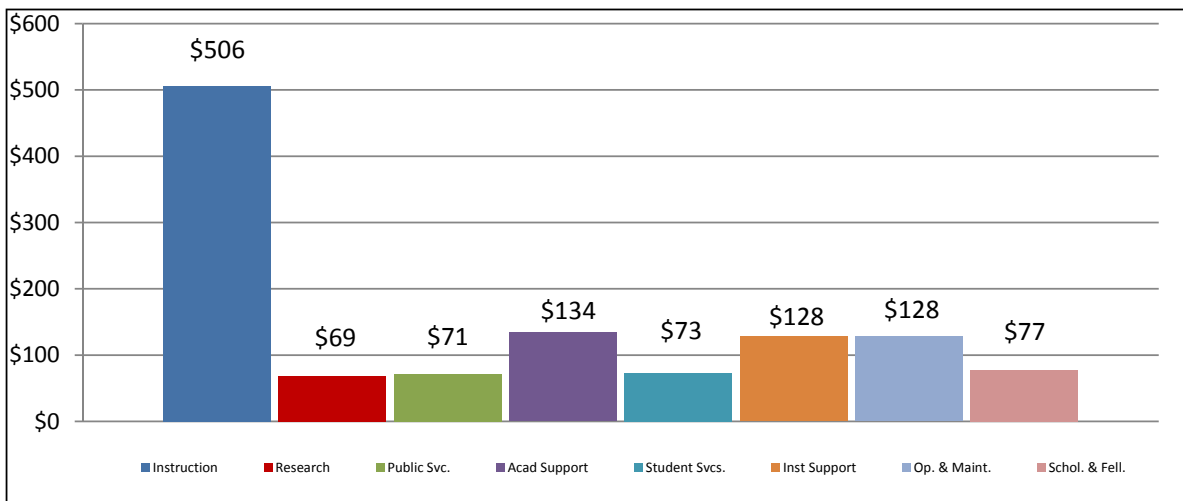
Unrestricted E&G Expenditures (Continued)

The relatively large amount of non-recurring funds in FY 2013 probable expense budgets can make comparisons to FY 2014 proposed budgets difficult. The following table shows only base budgets. Base budgets include funds for recurring operations, but do not include non-recurring budgets allocated to one-time projects.

Base Recurring Unrestricted E&G Expenditures by Functional Category (in millions)

| Functional Category | FY 2013 Probable Base | FY 2014 Proposed Base | Change Amount | Change % |
|---|-----------------------|-----------------------|----------------|-------------|
| Instruction | \$ 480.1 | \$ 499.3 | \$ 19.2 | 4.0% |
| Research | 67.4 | 68.0 | 0.6 | 0.9% |
| Public Service | 68.6 | 70.9 | 2.3 | 3.4% |
| Academic Support | 120.8 | 134.0 | 13.2 | 10.9% |
| Student Services | 76.4 | 72.8 | (3.6) | (4.7)% |
| Institutional Support | 118.4 | 127.6 | 9.2 | 7.8% |
| Operations and Maintenance of Plant | 116.3 | 128.0 | 11.7 | 10.1% |
| Scholarships and Fellowships | 72.3 | 76.0 | 3.7 | 5.1% |
| Sub-Total E&G Expenditures | \$ 1,120.3 | \$ 1,176.6 | \$ 56.3 | 5.0% |
| Transfers | (16.0) | (3.4) | 12.6 | (78.8)% |
| Total Transfers and E&G Expenditures | \$ 1,104.3 | \$ 1,173.2 | \$ 68.9 | 6.2% |

Unrestricted E&G Expenditures by Function (in millions)

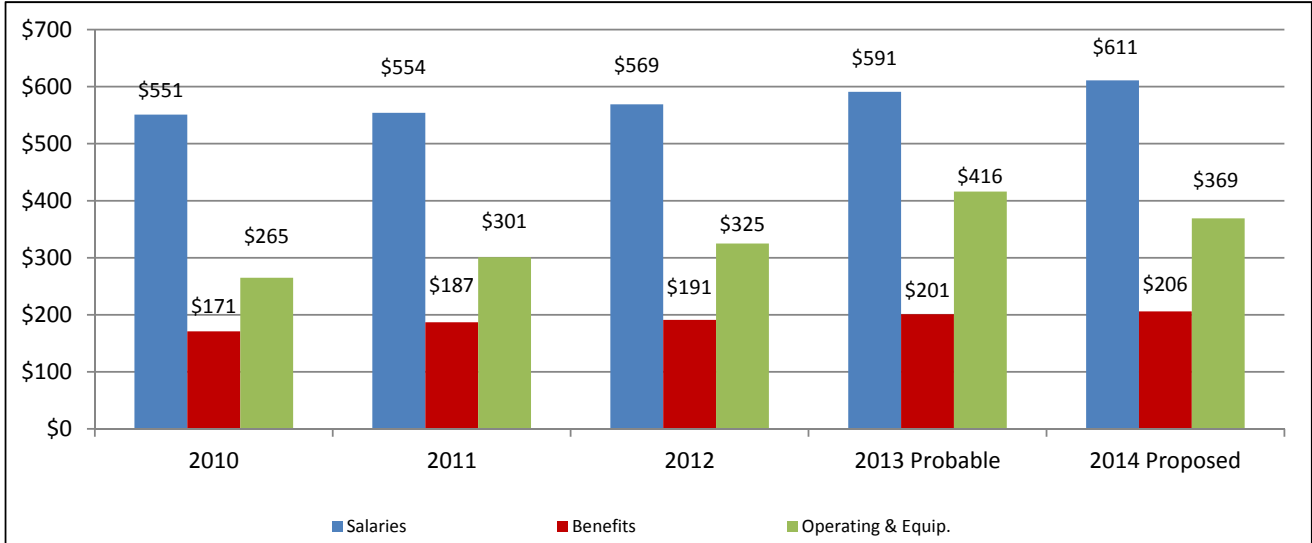


FY2014 PROPOSED BUDGET

Unrestricted E&G Expenditures (Continued)

The chart below shows expenditures by natural classification for five years. Natural classification categories include salaries, benefits, operating expense, and equipment. Operating expense and equipment are combined.

Unrestricted Expenditures by Natural Classification (in millions)



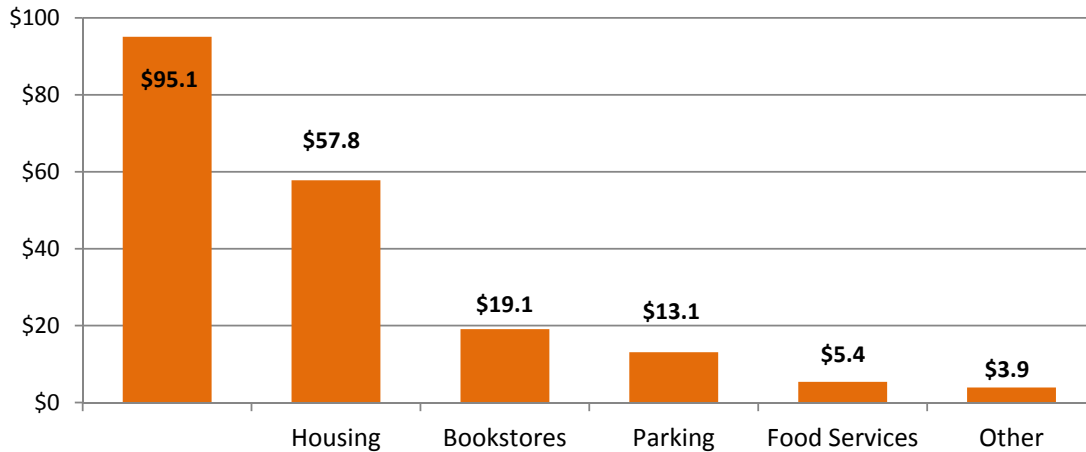
The largest increases from FY 2013 to FY 2014 are in salaries and benefits, reflecting the FY 2014 compensation plan, which is covered in more detail later. Operating and equipment expenses drop in FY 2014 due to unusual levels of non-recurring funds budgeted in FY 2013. Some of these operating and equipment funds are likely to be carried forward in the FY 2014 revised budget.

FY2014 PROPOSED BUDGET

Auxiliary Enterprises

Auxiliary enterprise budgets show little change from FY 2013 to FY 2014. Auxiliary enterprises furnish services to the students, faculty, and staff. Each is a business that is self funded through sales, fees, and private gifts. These stand alone operations include Housing, Food Services, Bookstores, Parking, and other miscellaneous operations. It also includes UTK Athletics since it is a self-supporting operation. Total FY 2014 unrestricted auxiliary revenues are \$194.4 million. The charts below reveal the relative size of each auxiliary enterprise and the change in revenue and expense from FY 2013 probable to FY 2014 proposed budgets.

Auxiliary Revenues – FY 2014 Proposed Budget
(in millions)



Auxiliary Summary
(in millions)

| REVENUES AND EXPENSES | FY 2013 PROBABLE | FY 2014 PROPOSED | \$ CHANGE | % CHANGE |
|---|------------------|------------------|--------------|--------------|
| Revenues | \$ 194.2 | \$ 194.4 | \$ -2.2 | .1% |
| Expense and Transfers | | | | |
| Expense | 134.0 | 147.4 | 13.4 | 10.0% |
| Transfers | 60.2 | 46.9 | -13.3 | -3.7% |
| Total Expenditures and Transfers | \$ 194.2 | \$ 194.4 | \$.2 | 38.5% |

FY2014 PROPOSED BUDGET

FY 2014 Compensation Plan

FY 2014 will be the third year in a row in which faculty and staff will receive a general salary increase. A comprehensive compensation market assessment conducted for UT found that salaries for many faculty and staff were not competitive. Each campus and institute has developed long range plans to improve compensation. Their FY 2014 compensation plans are one important step in a multi-year effort to bring UT compensation to competitive levels.

The FY 2014 compensation plans have two major components: (1) a 1.5% across-the-board increase consistent with the plan for all state employees and (2) supplemental increases to address merit, market and compression considerations consistent with each campus and institute's multi-year compensation plan. The across-the-board increase includes a \$600 minimum increase for full-time employees, pro-rated for part-time staff, to provide additional assistance to employees making less than \$40,000 per year.

The total cost of the plan is \$31.2 million. It adds \$22.9 million to unrestricted E&G salary and benefits expenses (\$9.9 million for a 1.5% across-the-board increase and \$13.0 million for market and merit increases). Restricted E&G costs paid through grants, contracts, gifts and endowments will be \$6.5 million. Auxiliary enterprises will spend \$1.8 million and recover the expense through their self-funding business models.

FY 2014 Salary Plan Salary & Benefit Costs

(in millions)

| Fund Group | 1.5% Across-the- Board | Market & Merit | TOTAL |
|--|---------------------------------------|-------------------------------|----------------|
| Unrestricted E&G | \$ 9.9 | \$ 13.0 | \$ 22.9 |
| Restricted E&G | 2.5 | 4.0 | 6.5 |
| Auxiliaries | 0.6 | 1.2 | 1.8 |
| Total Salary & Benefits Costs | \$ 13.0 | \$ 18.2 | \$ 31.2 |

FY2014 PROPOSED BUDGET

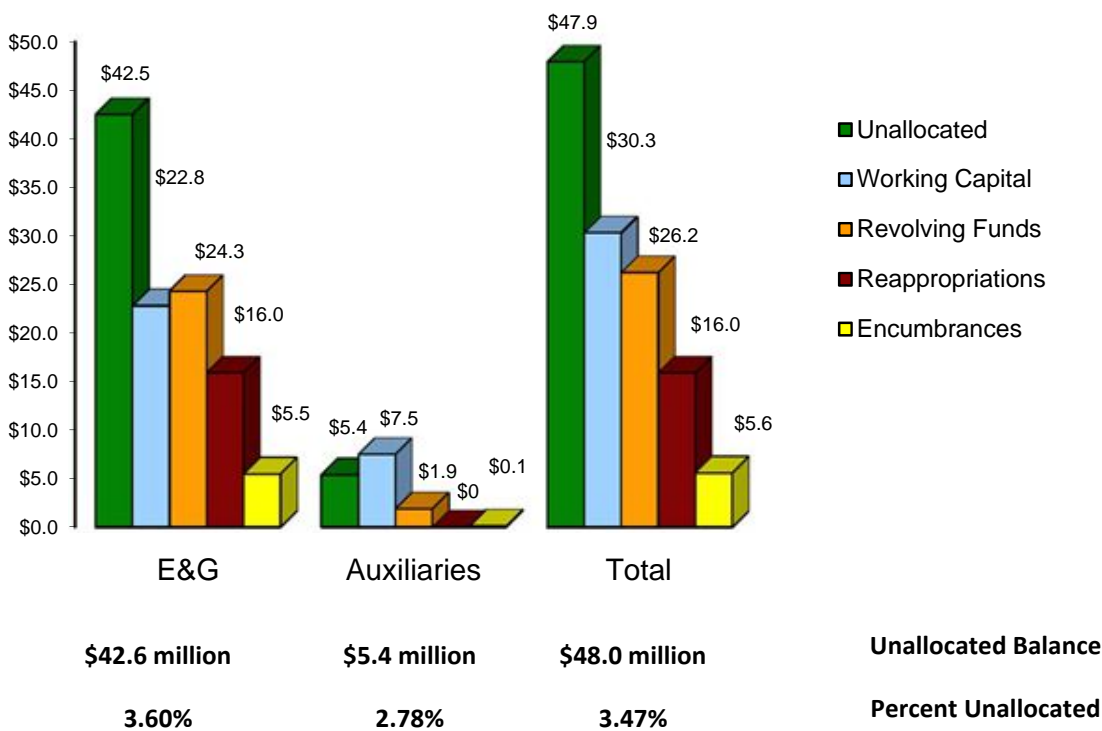


Unrestricted Net Assets

The University of Tennessee’s practice is to maintain 2-5 percent of unrestricted Educational and General (E&G) expenditures and 3-5 percent of unrestricted auxiliary enterprise funds in its unallocated fund balance to function as a “rainy day” fund. The fund is needed in case of a downturn in enrollment, a sharp decline in state appropriations, or other situations that cause expenditures to exceed available revenues. This provides short-term funding support while necessary expenditure adjustments are made to bring the budget back into balance.

The FY 2013 Probable Budget projects a June 30, 2013 unrestricted E&G unallocated fund balance of \$42.2 million, or 3.69 percent of expenditures. The unrestricted auxiliary enterprises unallocated balance is \$5.4 million, or 2.78 percent of expenditures, slightly below the target range for auxiliary funds. The total 2014 Proposed Budget unallocated balance projected at June 30, 2014, is \$48.0 million, which is 3.47 percent of expenditures.

FY 2014 Proposed Budget Unrestricted Net Assets (in millions)



FY2014 PROPOSED BUDGET

Recommendation

The FY 2014 Educational and General (E&G) and Auxiliary Enterprises proposed budgets are balanced and within available resources. The Revised Budget complies with all applicable policies and guidelines. The following action by the Board of Trustees is recommended:

1. The FY 2014 proposed operating budget is approved with the understanding that if the General Assembly or the Department of Finance and Administration further alters the FY 2014 appropriations or if changes in estimated resources require, the budget shall be modified accordingly so expenditures will not exceed available resources.
2. The Board of Trustees expressly authorizes the campus, institute, and unit administrations, in response to budget reductions or a budgetary shortfall, to implement mandatory furloughs without pay, reduction of time worked, across-the-board salary reductions, and similar salary-related measures during FY 2014, subject to approval by the Executive and Compensation Committee, the President, and the Treasurer and Interim Chief Financial Officer in consultation with the General Counsel and Human Resources.
3. The proposed fee and tuition schedules are adopted for FY 2013-14.
4. The proposed FY 2014 salary and wage compensation plan and the FY 2014 Compensation Guidelines are approved.
5. Any additional general salary increases that exceed the FY 2014 salary and wage plan may only be granted upon approval by the Board of Trustees.
6. Any remaining balance of Net Assets may be considered as a reserve for contingencies to be used for:
 - a) Employing additional staff where enrollments and reorganization requirements warrant;
 - b) Modifying departmental operating budgets where changing conditions during the year require funding adjustments;
 - c) Funding to make salary adjustments for personnel as may be necessary during the year in keeping with state and university salary guidelines;
 - d) Improving physical facilities for academic and research departments as opportunities arise;
 - e) Mandated cost increases; and
 - f) State impoundment of funds or appropriations rescission during the budget year.

All such changes shall be reported to the Board in a Revised Budget for the Board's approval.

FY2014 PROPOSED BUDGET

3.1

| Schedule Number | FY 2014 Proposed Budget Schedule Description | Page |
|------------------------|---|--------------|
| Chart 1 | Unrestricted and Restricted Current Funds – Graphical Presentation | 16 |
| Chart 2 | Unrestricted E&G Current Funds – Graphical Presentation | 17 |
| 1 | State Appropriations Summary | 18 |
| 2 | State Appropriations Five-Year History | 19 |
| 3 | State Appropriations – Access & Diversity | 20 |
| 4 | E&G Unrestricted Net Assets | 21 |
| 5 | Auxiliary Unrestricted Net Assets | 22 |
| 6 | Proposed Budget – Unrestricted Current Funds | 23 |
| 7 | Proposed Budget – Unrestricted and Restricted Current Funds | 24 |
| 8 | Five-Year Summary Comparison – Unrestricted Current Funds | 25 |
| 9 | Five-Year Summary Comparison – Unrestricted and Restricted Current Funds | 26 |
| 10 | Proposed Budget Summary – Unrestricted & Restricted Current Funds | 27 |
| 11 | Natural Classifications – Proposed Budget – Unrestricted Current Funds | 28 |
| 12 | Natural Classifications – Unrestricted Current Funds – Budget Summary | 29 |
| 13 | Auxiliaries – Proposed Budget Summary | 30 |
| 14 | Athletics – Five-Year Summary Comparison | 31 |
| 15 | Budget Summaries – Total University System, Campuses, and Institutes | 32-49 |
| 15 - TOT | Total University of Tennessee System | 32 |
| 15 - UTC | Chattanooga | 33 |
| 15 - UTK | Knoxville | 34 |
| 15 - UTM | Martin | 35 |
| 15 - UTSI | Space Institute | 36 |
| 15 - HSC | Health Science Center (UTHSC TOTAL, MOSU, COMU, FMU) | 37-40 |
| 15 - AG | Agricultural Units (AG TOTAL, AG EXP STAT, AG EXT, VET MED) | 41-44 |
| 15 - IPS | Public Service Units (IPS TOTAL, CTAS, MTAS) | 45-48 |
| 15 - UWA | System Administration | 49 |

University of Tennessee System

FY 2013-14 Revenues Unrestricted and Restricted *(In Millions)*

| | |
|----------------------|--------------------------|
| Tuition & Fees | \$ 565.3 |
| State Appropriations | 490.8 |
| Grants & Contracts | 580.4 |
| Sales & Services | 49.5 |
| Other | 114.8 |
| Auxiliaries | <u>195.0</u> |
| Total Revenue | <u>\$ 1,995.8</u> |

Fall 2012 Headcount Enrollment

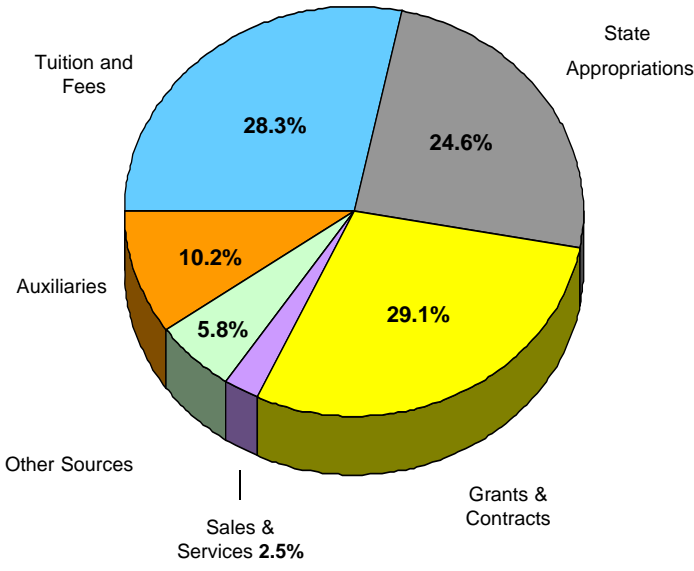
| | |
|-----------------------|----------------------|
| Knoxville | 26,533 |
| Chattanooga | 11,660 |
| Martin | 7,751 |
| Space Institute | 137 |
| Health Science Center | 2,815 |
| Veterinary Medicine | <u>348</u> |
| TOTAL | <u>49,244</u> |

FTE Positions (Unrestricted & Restricted) July 1, 2013

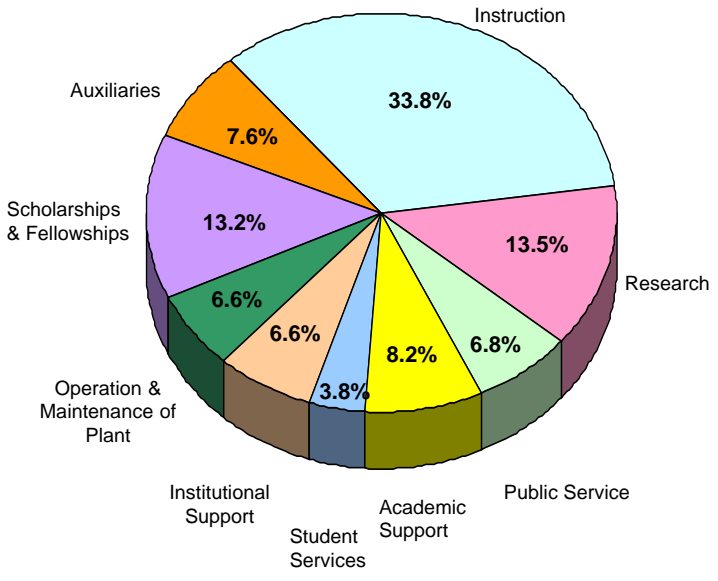
| | |
|-----------------|----------------------|
| Faculty | 4,085 |
| Administrative | 808 |
| Professional | 3,988 |
| Cler/Tech/Maint | <u>5,975</u> |
| TOTAL | <u>14,856</u> |

FY 2013-14 PROPOSED BUDGET Total Unrestricted and Restricted Current Funds

Revenues



Expenditures



University of Tennessee System

FY 2013-14 Revenues Unrestricted E&G *(In Millions)*

| | |
|----------------------|--------------------------|
| Tuition & Fees | \$ 565.3 |
| State Appropriations | 469.9 |
| Grants & Contracts | 41.7 |
| Sales & Services | 49.5 |
| Other | <u>52.0</u> |
| Total Revenue | <u>\$ 1,178.4</u> |

Fall 2012 Headcount Enrollment

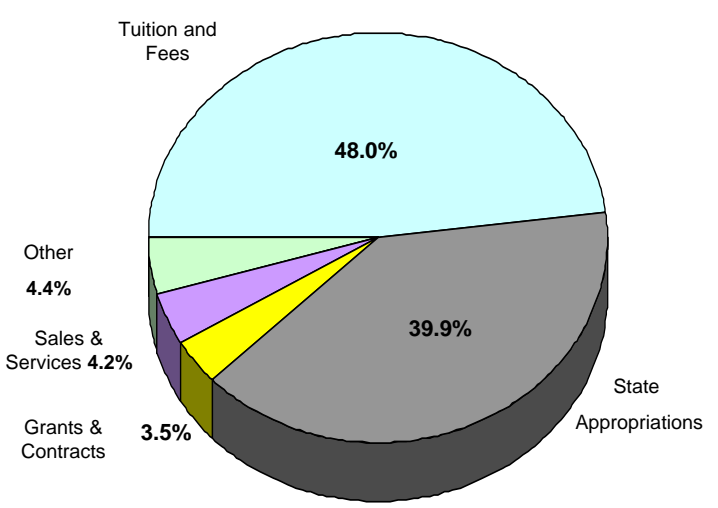
| | |
|-----------------------|----------------------|
| Knoxville | 26,533 |
| Chattanooga | 11,660 |
| Martin | 7,751 |
| Space Institute | 137 |
| Health Science Center | 2,815 |
| Veterinary Medicine | <u>348</u> |
| TOTAL | <u>49,244</u> |

FTE Positions (Unrestricted E&G) July 1, 2013

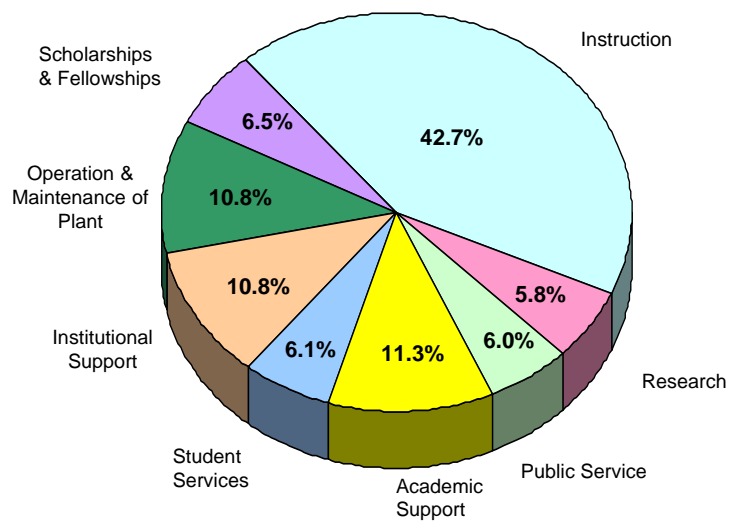
| | |
|-----------------|---------------------|
| Faculty | 3,124 |
| Administrative | 652 |
| Professional | 1,873 |
| Cler/Tech/Maint | <u>3,814</u> |
| TOTAL | <u>9,463</u> |

FY 2013-14 PROPOSED BUDGET Unrestricted E&G Only Total Unrestricted Current Funds

Revenues



Expenditures



University of Tennessee System
FY 2014 Proposed State Appropriations Summary
 Unrestricted Current Funds (Educational and General)

| | FY 2012 ACTUAL | FY 2013 PROBABLE | FY 2014 PROPOSED | CHANGE PROBABLE TO PROPOSED | | |
|---|-------------------|---------------------|---------------------|--------------------------------|--------|--|
| | | | | Amount | % | |
| STATE APPROPRIATIONS | | | | | | |
| Chattanooga | \$ 35,088,738 | \$ 35,495,064 | \$ 37,427,681 | \$ 1,932,617 | 5.4 % | |
| Knoxville | 147,947,704 | 156,302,750 | 177,446,543 | 21,143,793 | 13.5 % | |
| Martin | 25,195,511 | 26,202,217 | 26,374,167 | 171,950 | 0.7 % | |
| Space Institute | 7,392,569 | 7,697,001 | 8,012,812 | 315,811 | 4.1 % | |
| Health Science Center | | | | | | |
| <i>Memphis Other Specialized Units</i> | \$ 64,831,856 | 67,383,500 | 74,840,051 | 7,456,551 | 11.1 % | |
| <i>College of Medicine Units</i> | 44,093,363 | 44,934,400 | 47,273,300 | 2,338,900 | 5.2 % | |
| <i>Family Medicine Units</i> | 9,386,338 | 9,882,100 | 10,470,400 | 588,300 | 6.0 % | |
| Sub-Total Health Science Center | \$ 118,311,558 | \$ 122,200,000 | \$ 132,583,751 | \$ 10,383,751 | 8.5 % | |
| Agricultural Units | | | | | | |
| <i>Agricultural Experiment Station</i> | \$ 23,333,760 | 24,480,573 | 25,612,386 | 1,131,813 | 4.6 % | |
| <i>Agricultural Extension Service</i> | 28,160,380 | 29,580,016 | 31,013,967 | 1,433,951 | 4.5 % | |
| <i>College of Veterinary Medicine</i> | 14,823,603 | 15,720,772 | 16,795,854 | 1,075,082 | 6.8 % | |
| Sub-Total Agricultural Units | \$ 66,317,743 | \$ 69,781,361 | \$ 73,422,207 | \$ 3,640,846 | 5.0 % | |
| Public Service Units | | | | | | |
| <i>Institute for Public Service</i> | \$ 4,368,582 | 5,058,459 | 5,250,298 | 191,839 | 3.8 % | |
| <i>Municipal Technical Advisory Service</i> | 2,571,285 | 2,737,969 | 2,892,013 | 154,044 | 5.6 % | |
| <i>County Technical Assistance Service</i> | 1,534,985 | 1,650,969 | 1,757,913 | 106,944 | 6.5 % | |
| Sub-Total Public Service Units | \$ 8,474,852 | \$ 9,447,397 | \$ 9,900,224 | \$ 452,827 | 4.8 % | |
| System Administration | 4,614,770 | 4,571,278 | 4,724,238 | 152,960 | 3.3 % | |
| State Appropriations | \$ 413,343,445 | \$ 431,697,068 | \$ 469,891,623 | \$ 38,194,555 | 8.8 % | |

Does not include appropriations for Centers of Excellence, Research Initiatives, or ARRA appropriations spent on plant fund projects.

University of Tennessee System**State Appropriations Five Year History**

Unrestricted Current Funds (Educational and General)

| | FY 2010 ACTUAL | FY 2011 ACTUAL | FY 2012 ACTUAL | FY 2013 PROBABLE | FY 2014 PROPOSED | CHANGE FY 2010 TO FY 2014 | |
|---|-------------------|-------------------|-------------------|---------------------|---------------------|------------------------------|--------|
| | | | | | | AMOUNT | % |
| STATE APPROPRIATIONS | | | | | | | |
| Chattanooga | \$ 45,848,095 | \$ 48,591,279 | \$ 35,088,738 | \$ 35,495,064 | \$ 37,427,681 | \$ (8,420,414) | -18.4% |
| Knoxville | 190,749,695 | 226,416,954 | 147,947,704 | 156,302,750 | 177,446,543 | (13,303,152) | -7.0% |
| Martin | 33,629,883 | 35,319,979 | 25,195,511 | 26,202,217 | 26,374,167 | (7,255,716) | -21.6% |
| Space Institute | 8,304,400 | 9,013,601 | 7,392,569 | 7,697,001 | 8,012,812 | (291,588) | -3.5% |
| Health Science Center | | | | | | | |
| <i>Memphis Other Specialized Units</i> | \$ 70,224,887 | \$ 77,546,026 | \$ 64,831,856 | \$ 67,383,500 | \$ 74,840,051 | \$ 4,615,164 | 6.6% |
| <i>College of Medicine Units</i> | 46,280,784 | 51,848,114 | 44,093,363 | 44,934,400 | 47,273,300 | 992,516 | 2.1% |
| <i>Family Medicine Units</i> | 9,929,437 | 11,096,225 | 9,386,338 | 9,882,100 | 10,470,400 | 540,963 | 5.4% |
| Sub-Total Health Science Center | \$ 126,435,108 | \$ 140,490,365 | \$ 118,311,557 | \$ 122,200,000 | \$ 132,583,751 | \$ 6,148,643 | 4.9% |
| Agricultural Units | | | | | | | |
| <i>Agricultural Experiment Station</i> | \$ 26,753,807 | \$ 25,635,108 | \$ 23,333,760 | \$ 24,480,573 | \$ 25,612,386 | \$ (1,141,421) | -4.3% |
| <i>Extension</i> | 31,614,019 | 31,082,557 | 28,160,380 | 29,580,016 | 31,013,967 | (600,052) | -1.9% |
| <i>Veterinary Medicine</i> | 16,219,185 | 17,416,903 | 14,823,603 | 15,720,772 | 16,795,854 | 576,669 | 3.6% |
| Sub-Total Agricultural Units | \$ 74,587,011 | \$ 74,134,568 | \$ 66,317,743 | \$ 69,781,361 | \$ 73,422,207 | \$ (1,164,804) | -1.6% |
| Public Service Units | | | | | | | |
| <i>Institute for Public Service</i> | \$ 5,150,772 | \$ 4,920,285 | \$ 4,368,582 | \$ 5,058,459 | \$ 5,250,298 | \$ 99,526 | 1.9% |
| <i>Municipal Technical Advisory Service</i> | 2,796,101 | 2,925,338 | 2,571,285 | 2,737,969 | 2,892,013 | 95,912 | 3.4% |
| <i>County Technical Assistance Service</i> | 1,669,011 | 1,708,028 | 1,534,985 | 1,650,969 | 1,757,913 | 88,902 | 5.3% |
| Sub-Total Public Service Units | \$ 9,615,884 | \$ 9,553,651 | \$ 8,474,852 | \$ 9,447,397 | \$ 9,900,224 | \$ 284,340 | 3.0% |
| System Administration | 4,485,900 | 4,384,283 | 4,614,770 | 4,571,278 | 4,724,238 | 238,338 | 5.3% |
| Total State Appropriations | \$ 493,655,976 | \$ 547,904,680 | \$ 413,343,444 | \$ 431,697,068 | \$ 469,891,623 | \$ (23,764,353) | -4.8% |

Does not include appropriations for Centers of Excellence and Research Initiatives or ARRA appropriations spent or budgeted on plant fund projects.

University of Tennessee System
FY 2014 Proposed State Appropriations Summary
 Access & Diversity (Educational and General)

| | FY 2012 ACTUAL | FY 2013 PROBABLE | FY 2014 PROPOSED | CHANGE PROBABLE TO PROPOSED | |
|--|-------------------|---------------------|---------------------|--------------------------------|------|
| | | | | Amount | % |
| STATE APPROPRIATIONS (Access & Diversity) | | | | | |
| Chattanooga | \$ 638,219 | \$ 632,464 | \$ 648,281 | \$ 15,817 | 2.5% |
| Knoxville | 2,235,104 | 2,214,950 | 2,270,343 | 55,393 | 2.5% |
| Martin | 538,674 | 533,817 | 547,167 | 13,350 | 2.5% |
| Space Institute | 85,169 | 84,401 | 86,512 | 2,111 | 2.5% |
| Health Science Center | | | | | |
| <i>Memphis Other Specialized Units</i> | \$ 1,480,683 | \$ 1,467,332 | \$ 1,504,028 | \$ 36,696 | 2.5% |
| <i>College of Medicine Units</i> | | | | | |
| <i>Family Medicine Units</i> | | | | | |
| Sub-Total Health Science Center | \$ 1,480,683 | \$ 1,467,332 | \$ 1,504,028 | \$ 36,696 | 2.5% |
| Agricultural Units | | | | | |
| <i>Agricultural Experiment Station</i> | \$ 109,460 | \$ 108,473 | \$ 111,186 | \$ 2,713 | 2.5% |
| <i>Agricultural Extension Service</i> | 106,981 | 106,016 | 108,667 | 2,651 | 2.5% |
| <i>College of Veterinary Medicine</i> | 314,003 | 311,172 | 318,954 | 7,782 | 2.5% |
| Sub-Total Agricultural Units | \$ 530,444 | \$ 525,661 | \$ 538,807 | \$ 13,146 | 2.5% |
| Public Service Units | | | | | |
| <i>Institute for Public Service</i> | \$ 13,682 | \$ 13,559 | \$ 13,898 | \$ 339 | 2.5% |
| <i>Municipal Technical Advisory Service</i> | 1,785 | 1,769 | 1,813 | 44 | 2.5% |
| <i>County Technical Assistance Service</i> | 1,785 | 1,769 | 1,813 | 44 | 2.5% |
| Sub-Total Public Service Units | \$ 17,252 | \$ 17,097 | \$ 17,524 | \$ 427 | 2.5% |
| System Administration | 75,055 | 74,378 | 76,238 | 1,860 | 2.5% |
| Total State Appropriations - Access & Diversity | \$ 5,600,600 | \$ 5,550,100 | \$ 5,688,900 | \$ 138,800 | 2.5% |

Schedule 3

University of Tennessee System
Educational and General Unrestricted Net Assets

| | Total System | Chattanooga | Knoxville | Martin | Space Institute | Health Science Center | Institute for Agriculture | Institute for Public Service | University-Wide Administration |
|--|-----------------------|---------------------|----------------------|---------------------|-------------------|-----------------------|---------------------------|------------------------------|--------------------------------|
| FY 2011-12 ACTUAL | | | | | | | | | |
| Estimated Net Assets at Beginning of Year | \$ 159,180,466 | \$ 9,783,988 | \$ 26,758,864 | \$ 13,801,247 | \$ 555,561 | \$ 53,713,605 | \$ 22,143,617 | \$ 1,222,570 | \$ 31,201,014 |
| Operating Funds | | | | | | | | | |
| Revenue | \$ 1,075,944,729 | 121,422,086 | 484,607,071 | 83,342,196 | 9,383,600 | 223,570,831 | 115,502,448 | \$ 15,532,363 | 22,584,136 |
| Less: Expenditures and Transfers | (1,089,231,971) | (122,638,346) | (482,513,686) | (87,885,870) | (9,427,724) | (226,026,302) | (117,819,155) | (15,305,240) | (27,615,648) |
| Carryover Funds To/(From) Net Assets | \$ (13,287,242) | \$ (1,216,260) | \$ 2,093,385 | \$ (4,543,674) | \$ (44,124) | \$ (2,455,471) | \$ (2,316,707) | \$ 227,123 | \$ (5,031,512) |
| Net Assets Detail: | | | | | | | | | |
| ALLOCATED | | | | | | | | | |
| Working Capital | \$ 22,930,461 | \$ 3,203,156 | \$ 8,448,428 | \$ 923,610 | \$ 78,773 | \$ 5,881,237 | \$ 990,036 | \$ 106,841 | \$ 3,298,379 |
| Revolving Funds | 24,315,982 | | 644,510 | | | 3,119,955 | | | 20,551,517 |
| Encumbrances | 5,915,349 | 25,571 | 1,927,537 | 369,553 | | 2,286,799 | 1,305,890 | | |
| Unexpended Gifts | | | | | | | | | |
| Reserve for Reappropriations | 49,047,440 | | | 4,500,000 | | 30,189,000 | 12,826,700 | 750,000 | 781,740 |
| Total Allocated Net Assets | 102,209,232 | 3,228,727 | 11,020,475 | 5,793,163 | 78,773 | 41,476,991 | 15,122,626 | 856,841 | 24,631,636 |
| UNALLOCATED | | | | | | | | | |
| Total Net Assets | \$ 43,683,992 | \$ 5,339,000 | \$ 17,831,776 | \$ 3,464,409 | \$ 432,664 | \$ 9,781,143 | \$ 4,704,284 | \$ 592,852 | \$ 1,537,866 |
| Total Net Assets | \$ 145,893,224 | \$ 8,567,727 | \$ 28,852,251 | \$ 9,257,572 | \$ 511,437 | \$ 51,258,134 | \$ 19,826,910 | \$ 1,449,693 | \$ 26,169,502 |
| Percent Unallocated of Expend. & Transfers * | 4.01% | 4.35% | 3.70% | 3.94% | 4.59% | 4.33% | 3.99% | 3.87% | 3.96% |
| FY 2012-13 PROBABLE BUDGET | | | | | | | | | |
| Estimated Net Assets at Beginning of Year | \$ 145,893,224 | \$ 8,567,727 | \$ 28,852,251 | \$ 9,257,572 | \$ 511,437 | \$ 51,258,134 | \$ 19,826,910 | \$ 1,449,693 | \$ 26,169,502 |
| Operating Funds | | | | | | | | | |
| Revenue | \$ 1,111,261,104 | \$ 125,238,739 | \$ 505,903,646 | \$ 85,689,664 | \$ 10,381,649 | \$ 229,163,227 | \$ 118,171,958 | \$ 16,585,943 | \$ 20,126,278 |
| Less: Expenditures and Transfers | (1,142,440,648) | (125,172,159) | (505,903,646) | (85,689,664) | (10,381,649) | (250,059,308) | (128,386,450) | (16,643,501) | (20,204,271) |
| Carryover Funds To/(From) Net Assets | \$ (31,179,544) | \$ 66,580 | \$ - | \$ - | \$ - | \$ (20,896,081) | \$ (10,214,492) | \$ (57,558) | \$ (77,993) |
| Net Assets Detail: | | | | | | | | | |
| ALLOCATED | | | | | | | | | |
| Working Capital | \$ 22,823,619 | \$ 3,203,156 | \$ 8,448,428 | \$ 923,610 | \$ 78,773 | \$ 5,881,237 | \$ 990,036 | | \$ 3,298,379 |
| Revolving Funds | 24,315,982 | | 644,510 | | | 3,119,955 | | | 20,551,517 |
| Encumbrances | 5,915,350 | 25,571 | 1,927,537 | 369,553 | | 2,286,799 | 1,305,890 | | |
| Unexpended Gifts | | | | | | | | | |
| Reserve for Reappropriations | 19,459,416 | | | 4,000,000 | | 10,500,941 | 3,426,735 | \$ 750,000 | 781,740 |
| Total Allocated Net Assets | \$ 72,514,367 | \$ 3,228,727 | \$ 11,020,475 | \$ 5,293,163 | \$ 78,773 | \$ 21,788,932 | \$ 5,722,661 | \$ 750,000 | \$ 24,631,636 |
| UNALLOCATED | | | | | | | | | |
| Total Net Assets | \$ 42,199,315 | \$ 5,405,580 | \$ 17,831,776 | \$ 3,964,409 | \$ 432,664 | \$ 8,573,121 | \$ 3,889,757 | \$ 642,135 | \$ 1,459,873 |
| Total Net Assets | \$ 114,713,680 | \$ 8,634,307 | \$ 28,852,251 | \$ 9,257,572 | \$ 511,437 | \$ 30,362,053 | \$ 9,612,418 | \$ 1,392,135 | \$ 26,091,509 |
| Percent Unallocated of Expend. & Transfers * | 3.69% | 4.32% | 3.52% | 4.63% | 4.17% | 3.43% | 3.03% | 3.86% | 4.46% |
| <i>* Recommended percent unallocated of expenditures and transfers is 2% to 5%. For UWA, transfers-in for system charge is excluded from this calculation.</i> | | | | | | | | | |
| FY 2013-14 PROPOSED BUDGET | | | | | | | | | |
| Estimated Net Assets at Beginning of Year | \$ 114,713,680 | \$ 8,634,307 | \$ 28,852,251 | \$ 9,257,572 | \$ 511,437 | \$ 30,362,053 | \$ 9,612,418 | \$ 1,392,135 | \$ 26,091,509 |
| Operating Funds | | | | | | | | | |
| Revenue | \$ 1,178,355,564 | \$ 132,970,208 | \$ 542,941,609 | \$ 88,636,014 | \$ 10,244,712 | \$ 242,425,245 | \$ 123,226,619 | \$ 16,824,419 | \$ 21,086,738 |
| Less: Expenditures and Transfers | (1,182,016,912) | (132,903,628) | (542,941,609) | (88,636,014) | (10,244,712) | (242,425,245) | (126,633,116) | (17,012,686) | (21,219,902) |
| Carryover Funds To/(From) Net Assets | \$ (3,661,348) | \$ 66,580 | \$ - | \$ - | \$ - | \$ - | \$ (3,406,497) | \$ (188,267) | \$ (133,164) |
| Net Assets Detail: | | | | | | | | | |
| ALLOCATED | | | | | | | | | |
| Working Capital | \$ 22,823,619 | \$ 3,203,156 | \$ 8,448,428 | \$ 923,610 | \$ 78,773 | \$ 5,881,237 | \$ 990,036 | | \$ 3,298,379 |
| Revolving Funds | 24,315,982 | | 644,510 | | | 3,119,955 | | | 20,551,517 |
| Encumbrances | 5,518,554 | 25,571 | 1,927,537 | 369,553 | | 2,286,799 | 909,094 | | |
| Unexpended Gifts | | | | | | | | | |
| Reserve for Reappropriations | 15,882,681 | | | 4,000,000 | | 10,500,941 | | \$ 600,000 | 781,740 |
| Total Allocated Net Assets | \$ 68,540,836 | \$ 3,228,727 | \$ 11,020,475 | \$ 5,293,163 | \$ 78,773 | \$ 21,788,932 | \$ 1,899,130 | \$ 600,000 | \$ 24,631,636 |
| UNALLOCATED | | | | | | | | | |
| Total Net Assets | \$ 42,511,496 | \$ 5,472,160 | \$ 17,831,776 | \$ 3,964,409 | \$ 432,664 | \$ 8,573,121 | \$ 4,306,791 | \$ 603,868 | \$ 1,326,709 |
| Total Net Assets | \$ 111,052,332 | \$ 8,700,887 | \$ 28,852,251 | \$ 9,257,572 | \$ 511,437 | \$ 30,362,053 | \$ 6,205,921 | \$ 1,203,868 | \$ 25,958,345 |
| Percent Unallocated of Expend. & Transfers * | 3.60% | 4.12% | 3.28% | 4.47% | 4.22% | 3.54% | 3.40% | 3.55% | 3.85% |
| <i>* Recommended percent unallocated of expenditures and transfers is 2% to 5%. For UWA, transfers-in for system charge is excluded from this calculation.</i> | | | | | | | | | |

University of Tennessee System Auxiliary Unrestricted Net Assets

| | Total System | Chattanooga | Knoxville | Martin | Space Institute | Health Science Center |
|---|----------------------|---------------------|----------------------|-------------------|------------------|-----------------------|
| FY 2011-12 ACTUAL | | | | | | |
| Estimated Net Assets at Beginning of Year | \$ 21,372,684 | \$ 1,445,969 | \$ 18,674,442 | \$ 1,129,889 | \$ 20,764 | \$ 101,620 |
| Operating Funds | | | | | | |
| Revenue | \$ 199,764,805 | \$ 11,998,166 | \$ 172,129,555 | \$ 12,869,324 | \$ 159,336 | \$ 2,608,424 |
| Less: Expenditures and Transfers | (206,239,967) | (12,239,749) | (178,186,832) | (13,058,080) | (157,521) | (2,597,785) |
| Carryover Funds To/(From) Net Assets | \$ (6,475,162) | \$ (241,583) | \$ (6,057,277) | \$ (188,756) | \$ 1,815 | \$ 10,639 |
| ALLOCATED | | | | | | |
| Working Capital | \$ 7,355,847 | \$ 746,386 | \$ 6,225,020 | \$ 360,585 | \$ 7,794 | \$ 16,062 |
| Revolving Funds | 1,915,596 | | 1,915,596 | | | |
| Encumbrances | 118,213 | | | 106,988 | | 11,225 |
| Total Allocated Net Assets | \$ 9,389,656 | \$ 746,386 | \$ 8,140,616 | \$ 467,573 | \$ 7,794 | \$ 27,287 |
| UNALLOCATED | \$ 5,507,866 | \$ 458,000 | \$ 4,476,549 | \$ 473,560 | \$ 14,785 | \$ 84,972 |
| Total Net Assets | <u>\$ 14,897,522</u> | <u>\$ 1,204,386</u> | <u>\$ 12,617,165</u> | <u>\$ 941,133</u> | <u>\$ 22,579</u> | <u>\$ 112,259</u> |
| <i>Percent Unallocated of Expend. & Transfers</i> | 2.67% | 3.74% | 2.51% | 3.63% | 9.39% | 3.27% |
| FY 2012-13 PROBABLE BUDGET | | | | | | |
| Estimated Net Assets at Beginning of Year | \$ 14,897,522 | \$ 1,204,386 | \$ 12,617,165 | \$ 941,133 | \$ 22,579 | \$ 112,259 |
| Operating Funds | | | | | | |
| Revenue | \$ 194,244,627 | \$ 7,992,143 | \$ 171,946,109 | \$ 11,294,452 | \$ 175,500 | \$ 2,836,423 |
| Less: Expenditures and Transfers | (194,244,627) | (7,992,143) | (171,946,109) | (11,294,452) | (175,500) | (2,836,423) |
| Carryover Funds To/(From) Net Assets | \$ - | \$ - | \$ - | \$ - | \$ - | \$ - |
| ALLOCATED | | | | | | |
| Working Capital | \$ 7,459,099 | \$ 849,638 | \$ 6,225,020 | \$ 360,585 | \$ 7,794 | \$ 16,062 |
| Revolving Funds | 1,915,596 | | 1,915,596 | | | |
| Encumbrances | 118,213 | | | 106,988 | | 11,225 |
| Total Allocated Net Assets | \$ 9,492,908 | \$ 849,638 | \$ 8,140,616 | \$ 467,573 | \$ 7,794 | \$ 27,287 |
| UNALLOCATED | \$ 5,404,614 | \$ 354,748 | \$ 4,476,549 | \$ 473,560 | \$ 14,785 | \$ 84,972 |
| Total Net Assets | <u>\$ 14,897,522</u> | <u>\$ 1,204,386</u> | <u>\$ 12,617,165</u> | <u>\$ 941,133</u> | <u>\$ 22,579</u> | <u>\$ 112,259</u> |
| <i>Percent Unallocated of Expend. & Transfers</i> | 2.78% | 4.44% | 2.60% | 4.19% | 8.42% | 3.00% |
| FY 2013-14 PROPOSED BUDGET | | | | | | |
| Estimated Net Assets at Beginning of Year | \$ 14,897,522 | \$ 1,204,386 | \$ 12,617,165 | \$ 941,133 | \$ 22,579 | \$ 112,259 |
| Operating Funds | | | | | | |
| Revenue | \$ 194,400,723 | \$ 8,402,485 | \$ 172,423,130 | \$ 11,551,952 | \$ 197,000 | \$ 1,826,156 |
| Less: Expenditures and Transfers | (194,400,723) | (8,402,485) | (172,423,130) | (11,551,952) | (197,000) | (1,826,156) |
| Carryover Funds To/(From) Net Assets | \$ - | \$ - | \$ - | \$ - | \$ - | \$ - |
| ALLOCATED | | | | | | |
| Working Capital | \$ 7,459,099 | \$ 849,638 | \$ 6,225,020 | \$ 360,585 | \$ 7,794 | \$ 16,062 |
| Revolving Funds | 1,915,596 | | 1,915,596 | | | |
| Encumbrances | 118,213 | | | 106,988 | | 11,225 |
| Total Allocated Net Assets | \$ 9,492,908 | \$ 849,638 | \$ 8,140,616 | \$ 467,573 | \$ 7,794 | \$ 27,287 |
| UNALLOCATED | \$ 5,404,614 | \$ 354,748 | \$ 4,476,549 | \$ 473,560 | \$ 14,785 | \$ 84,972 |
| Total Net Assets | <u>\$ 14,897,522</u> | <u>\$ 1,204,386</u> | <u>\$ 12,617,165</u> | <u>\$ 941,133</u> | <u>\$ 22,579</u> | <u>\$ 112,259</u> |
| <i>Percent Unallocated of Expend. & Transfers</i> | 2.78% | 4.22% | 2.60% | 4.10% | 7.51% | 4.65% |

* Recommended percent unallocated of expenditures and transfers is 3% to 5%

University of Tennessee System
FY 2014 Proposed Budget Summary
Current Funds Revenues, Expenditures, and Transfers - UNRESTRICTED

| | Total System | Chattanooga | Knoxville | Martin | Space Institute | Health Science Center | Institute of Agriculture | Public Service Units | University-Wide Administration |
|---|-------------------------|-----------------------|-----------------------|-----------------------|----------------------|-----------------------|--------------------------|----------------------|--------------------------------|
| EDUCATIONAL AND GENERAL | | | | | | | | | |
| Revenues | | | | | | | | | |
| Tuition & Fees | \$ 565,277,884 | \$ 90,358,614 | \$ 330,546,609 | \$ 58,468,077 | \$ 1,653,900 | \$ 73,162,504 | \$ 11,088,180 | | |
| State Appropriations | 469,891,623 | 37,427,681 | 177,446,543 | 26,374,167 | 8,012,812 | 132,583,751 | 73,422,207 | \$ 9,900,224 | \$ 4,724,238 |
| Grants & Contracts | 41,661,154 | 453,856 | 20,560,000 | 310,500 | 461,000 | 15,169,783 | 4,427,794 | 278,221 | |
| Sales & Service | 49,534,483 | 4,248,524 | 4,324,470 | 2,826,470 | 100,000 | 18,593,459 | 19,441,560 | | |
| Other Sources | 51,990,420 | 481,533 | 10,063,987 | 656,800 | 17,000 | 2,915,748 | 14,846,878 | 6,645,974 | 16,362,500 |
| Total Revenues | \$ 1,178,355,564 | \$ 132,970,208 | \$ 542,941,609 | \$ 88,636,014 | \$ 10,244,712 | \$ 242,425,245 | \$ 123,226,619 | \$ 16,824,419 | \$ 21,086,738 |
| Expenditures and Transfers | | | | | | | | | |
| Instruction | \$ 505,720,486 | \$ 59,922,806 | \$ 238,932,202 | \$ 41,315,948 | \$ 4,505,014 | \$ 130,104,258 | \$ 30,940,258 | | |
| Research | 69,129,676 | 1,902,900 | 20,687,843 | 295,482 | 1,319,539 | 6,259,576 | 38,664,336 | | |
| Public Service | 70,973,102 | 2,257,032 | 10,054,983 | 550,058 | | 35,029 | 42,825,553 | \$ 15,250,447 | |
| Academic Support | 134,311,788 | 8,624,913 | 70,418,959 | 10,824,345 | 338,177 | 36,588,125 | 7,209,925 | 307,344 | |
| Student Services | 72,823,106 | 20,053,007 | 37,698,592 | 9,570,271 | 73,821 | 5,427,415 | | | |
| Institutional Support | 127,723,651 | 10,277,110 | 39,436,700 | 5,612,983 | 1,497,365 | 21,966,537 | 2,539,805 | 1,153,803 | \$ 45,239,348 |
| Op/Maint Physical Plant | 128,019,649 | 17,248,630 | 68,268,029 | 11,063,235 | 2,002,560 | 26,098,928 | 3,338,267 | | |
| Scholarships & Fellowships | 76,812,910 | 10,744,607 | 48,838,357 | 8,068,343 | 272,664 | 8,849,881 | 39,058 | | |
| Sub-total Expenditures | \$ 1,185,514,368 | \$ 131,031,005 | \$ 534,335,665 | \$ 87,300,665 | \$ 10,009,140 | \$ 235,329,749 | \$ 125,557,202 | \$ 16,711,594 | \$ 45,239,348 |
| Mandatory Transfers | 7,380,997 | 774,165 | 1,701,536 | 746,700 | | 4,023,596 | | | 135,000 |
| Non Mandatory Transfers | (10,878,453) | 1,098,458 | 6,904,408 | 588,649 | 235,572 | 3,071,900 | 1,075,914 | 301,092 | (24,154,446) |
| Total Expenditures & Transfers | \$ 1,182,016,912 | \$ 132,903,628 | \$ 542,941,609 | \$ 88,636,014 | \$ 10,244,712 | \$ 242,425,245 | \$ 126,633,116 | \$ 17,012,686 | \$ 21,219,902 |
| Fund Balance Addition/(Reduction) | \$ (3,661,348) | \$ 66,580 | | | | | \$ (3,406,497) | \$ (188,267) | \$ (133,164) |
| AUXILIARIES | | | | | | | | | |
| Revenues | \$ 194,400,723 | \$ 8,402,485 | \$ 172,423,130 | \$ 11,551,952 | \$ 197,000 | \$ 1,826,156 | | | |
| Expenditures and Transfers | | | | | | | | | |
| Expenditures | \$ 147,445,931 | \$ 4,601,108 | \$ 133,279,362 | \$ 7,799,281 | \$ 254,110 | \$ 1,512,070 | | | |
| Mandatory Transfers | 27,404,860 | 2,373,402 | 21,537,220 | 3,180,152 | | 314,086 | | | |
| Non-Mandatory Transfers | 19,549,932 | 1,427,975 | 17,606,548 | 572,519 | (57,110) | | | | |
| Total Expenditures & Transfers | \$ 194,400,723 | \$ 8,402,485 | \$ 172,423,130 | \$ 11,551,952 | \$ 197,000 | \$ 1,826,156 | | | |
| Fund Balance Addition/(Reduction) | | | | | | | | | |
| TOTALS | | | | | | | | | |
| Revenues | \$ 1,372,756,287 | \$ 141,372,693 | \$ 715,364,739 | \$ 100,187,966 | \$ 10,441,712 | \$ 244,251,401 | \$ 123,226,619 | \$ 16,824,419 | \$ 21,086,738 |
| Expenditures and Transfers | | | | | | | | | |
| Expenditures | \$ 1,332,960,299 | \$ 135,632,113 | \$ 667,615,027 | \$ 95,099,946 | \$ 10,263,250 | \$ 236,841,819 | \$ 125,557,202 | \$ 16,711,594 | \$ 45,239,348 |
| Mandatory Transfers | 34,785,857 | 3,147,567 | 23,238,756 | 3,926,852 | | 4,337,682 | | | 135,000 |
| Non-Mandatory Transfers | 8,671,479 | 2,526,433 | 24,510,956 | 1,161,168 | 178,462 | 3,071,900 | 1,075,914 | 301,092 | (24,154,446) |
| Total Expenditures & Transfers | \$ 1,376,417,635 | \$ 141,306,113 | \$ 715,364,739 | \$ 100,187,966 | \$ 10,441,712 | \$ 244,251,401 | \$ 126,633,116 | \$ 17,012,686 | \$ 21,219,902 |
| Fund Balance Addition/(Reduction) | \$ (3,661,348) | \$ 66,580 | | | | | \$ (3,406,497) | \$ (188,267) | \$ (133,164) |

University of Tennessee System FY 2014 Proposed Budget Summary

Current Funds Revenues, Expenditures and Transfers - UNRESTRICTED AND RESTRICTED

| | Total System | Chattanooga | Knoxville | Martin | Space Institute | Health Science Center | Institute of Agriculture | Public Service Units | University-Wide Administration |
|---|-------------------------|-----------------------|-----------------------|-----------------------|----------------------|-----------------------|--------------------------|----------------------|--------------------------------|
| EDUCATIONAL AND GENERAL | | | | | | | | | |
| Revenues | | | | | | | | | |
| Tuition & Fees | \$ 565,277,884 | \$ 90,358,614 | \$ 330,546,609 | \$ 58,468,077 | \$ 1,653,900 | \$ 73,162,504 | \$ 11,088,180 | | |
| State Appropriations | 490,775,601 | 38,219,742 | 187,670,603 | 26,678,665 | 8,866,914 | 135,159,687 | 74,555,528 | \$ 9,900,224 | \$ 9,724,238 |
| Grants & Contracts | 580,416,255 | 46,892,032 | 249,410,000 | 34,233,400 | 1,451,000 | 198,789,783 | 44,407,373 | 4,032,667 | 1,200,000 |
| Sales & Service | 49,534,483 | 4,248,524 | 4,324,470 | 2,826,470 | 100,000 | 18,593,459 | 19,441,560 | | |
| Other Sources | 114,799,007 | 9,924,679 | 37,763,987 | 3,268,800 | 53,000 | 22,133,989 | 18,261,078 | 6,645,974 | 16,747,500 |
| Total Revenues | \$ 1,800,803,230 | \$ 189,643,591 | \$ 809,715,669 | \$ 125,475,412 | \$ 12,124,814 | \$ 447,839,422 | \$ 167,753,719 | \$ 20,578,865 | \$ 27,671,738 |
| Expenditures and Transfers | | | | | | | | | |
| Instruction | \$ 660,862,845 | \$ 66,845,437 | \$ 249,132,202 | \$ 43,683,546 | \$ 4,505,644 | \$ 263,704,258 | \$ 32,991,758 | | |
| Research | 263,914,227 | 5,980,879 | 133,687,843 | 426,382 | 3,133,011 | 52,559,576 | 63,126,536 | | \$ 5,000,000 |
| Public Service | 132,927,547 | 3,232,831 | 39,054,983 | 1,699,958 | | 9,040,029 | 59,694,853 | \$ 19,004,893 | 1,200,000 |
| Academic Support | 160,369,920 | 11,543,545 | 82,218,959 | 10,961,745 | 347,177 | 47,593,125 | 7,398,025 | 307,344 | |
| Student Services | 74,425,526 | 20,732,127 | 38,108,592 | 10,086,071 | 73,821 | 5,424,915 | | | |
| Institutional Support | 129,422,095 | 10,550,754 | 39,596,700 | 5,667,483 | 1,538,365 | 22,116,537 | 3,214,105 | 1,153,803 | 45,584,348 |
| Op/Maint Physical Plant | 128,409,705 | 17,420,086 | 68,468,029 | 11,081,135 | 2,002,560 | 26,098,928 | 3,338,967 | | |
| Scholarships/Fellowships | 257,835,799 | 51,861,036 | 150,842,417 | 40,533,743 | 288,664 | 14,049,881 | 220,058 | | 40,000 |
| Sub-Total Expenditures | \$ 1,808,167,664 | \$ 188,166,695 | \$ 801,109,725 | \$ 124,140,063 | \$ 11,889,242 | \$ 440,587,249 | \$ 169,984,302 | \$ 20,466,040 | \$ 51,824,348 |
| Mandatory Transfers | 7,380,997 | 774,165 | 1,701,536 | 746,700 | | 4,023,596 | | | 135,000 |
| Non Mandatory Transfers | (10,878,453) | 1,098,458 | 6,904,408 | 588,649 | 235,572 | 3,071,900 | 1,075,914 | 301,092 | (24,154,446) |
| Total Expenditures & Transfers | \$ 1,804,670,208 | \$ 190,039,318 | \$ 809,715,669 | \$ 125,475,412 | \$ 12,124,814 | \$ 447,682,745 | \$ 171,060,216 | \$ 20,767,132 | \$ 27,804,902 |
| Fund Balance Addition/(Reduction) | \$ (3,866,978) | \$ (395,727) | | | | \$ 156,677 | \$ (3,306,497) | \$ (188,267) | \$ (133,164) |
| AUXILIARIES | | | | | | | | | |
| Revenues | \$ 195,000,723 | \$ 8,402,485 | \$ 173,023,130 | \$ 11,551,952 | \$ 197,000 | \$ 1,826,156 | | | |
| Expenditures & Transfers | | | | | | | | | |
| Expenditures | 148,045,931 | 4,601,108 | 133,879,362 | 7,799,281 | 254,110 | 1,512,070 | | | |
| Mandatory Transfers | 27,404,860 | 2,373,402 | 21,537,220 | 3,180,152 | | 314,086 | | | |
| Non Mandatory Transfers | 19,549,932 | 1,427,975 | 17,606,548 | 572,519 | (57,110) | | | | |
| Total Expenditures & Transfers | \$ 195,000,723 | \$ 8,402,485 | \$ 173,023,130 | \$ 11,551,952 | \$ 197,000 | \$ 1,826,156 | | | |
| Fund Balance Addition/(Reduction) | | | | | | | | | |
| TOTALS | | | | | | | | | |
| Revenues | \$ 1,995,803,953 | \$ 198,046,076 | \$ 982,738,799 | \$ 137,027,364 | \$ 12,321,814 | \$ 449,665,578 | \$ 167,753,719 | \$ 20,578,865 | \$ 27,671,738 |
| Expenditures & Transfers | | | | | | | | | |
| Expenditures | \$ 1,956,213,595 | \$ 192,767,803 | \$ 934,989,087 | \$ 131,939,344 | \$ 12,143,352 | \$ 442,099,319 | \$ 169,984,302 | \$ 20,466,040 | \$ 51,824,348 |
| Mandatory Transfers | 34,785,857 | 3,147,567 | 23,238,756 | 3,926,852 | - | 4,337,682 | - | - | 135,000 |
| Non Mandatory Transfers | 8,671,479 | 2,526,433 | 24,510,956 | 1,161,168 | 178,462 | 3,071,900 | 1,075,914 | 301,092 | (24,154,446) |
| Total Expenditures & Transfers | \$ 1,999,670,931 | \$ 198,441,803 | \$ 982,738,799 | \$ 137,027,364 | \$ 12,321,814 | \$ 449,508,901 | \$ 171,060,216 | \$ 20,767,132 | \$ 27,804,902 |
| Fund Balance Addition/(Reduction) | \$ (3,866,978) | \$ (395,727) | | | | \$ 156,677 | \$ (3,306,497) | \$ (188,267) | \$ (133,164) |

University of Tennessee System**Five Year Budget Summary Comparison**

Current Funds Revenues, Expenditures and Transfers - UNRESTRICTED

| | FY 2010 ACTUAL | FY 2011 ACTUAL | FY 2012 ACTUAL | FY 2013 PROBABLE | FY 2014 PROPOSED | FIVE YEAR CHANGE | |
|--|-------------------|-------------------|-------------------|---------------------|---------------------|------------------|----------|
| | | | | | | AMOUNT | % |
| EDUCATIONAL AND GENERAL | | | | | | | |
| Revenues | | | | | | | |
| Tuition & Fees | \$ 404,492,792 | \$ 448,985,458 | \$ 503,560,202 | \$ 532,861,257 | \$ 565,277,884 | \$ 160,785,092 | 39.7 % |
| State Appropriations | 493,655,975 | 547,904,679 | 413,343,445 | 431,697,068 | 469,891,623 | (23,764,352) | -4.8 % |
| Grants & Contracts | 53,956,891 | 48,030,770 | 49,090,830 | 41,339,765 | 41,661,154 | (12,295,737) | -22.8 % |
| Sales & Service | 51,284,074 | 53,401,514 | 55,117,066 | 53,799,578 | 49,534,483 | (1,749,591) | -3.4 % |
| Other Sources | 56,569,899 | 54,598,020 | 54,833,187 | 51,563,436 | 51,990,420 | (4,579,479) | -8.1 % |
| Total Revenues | \$ 1,059,959,631 | \$ 1,152,920,441 | \$ 1,075,944,729 | \$ 1,111,261,104 | \$ 1,178,355,564 | \$ 118,395,933 | 11.2 % |
| Expenditures and Transfers | | | | | | | |
| Instruction | \$ 406,155,354 | \$ 416,108,737 | \$ 427,881,549 | \$ 497,269,248 | \$ 505,720,486 | \$ 99,565,132 | 24.5 % |
| Research | 71,473,144 | 71,584,378 | 81,768,794 | 98,079,589 | 69,129,676 | (2,343,468) | -3.3 % |
| Public Service | 64,376,209 | 67,160,007 | 65,533,281 | 77,820,433 | 70,973,102 | 6,596,893 | 10.2 % |
| Academic Support | 109,822,900 | 123,213,093 | 118,367,805 | 137,138,726 | 134,311,788 | 24,488,888 | 22.3 % |
| Student Services | 76,029,939 | 76,356,504 | 82,788,622 | 79,101,292 | 72,823,106 | (3,206,833) | -4.2 % |
| Institutional Support | 101,730,693 | 107,386,429 | 122,428,550 | 126,369,826 | 127,723,651 | 25,992,958 | 25.6 % |
| Op/Maint Physical Plant | 103,430,455 | 118,655,716 | 117,451,028 | 118,241,774 | 128,019,649 | 24,589,194 | 23.8 % |
| Scholarships & Fellowships | 53,293,356 | 61,243,822 | 68,903,135 | 74,336,055 | 76,812,910 | 23,519,554 | 44.1 % |
| Sub-Total Expenditures | \$ 986,312,050 | \$ 1,041,708,686 | \$ 1,085,122,764 | \$ 1,208,356,943 | \$ 1,185,514,368 | \$ 199,202,318 | 20.2 % |
| Mandatory Transfers | 6,920,547 | 7,226,436 | 7,159,721 | 7,299,993 | 7,380,997 | 460,450 | 6.7 % |
| Non Mandatory Transfers | 29,839,063 | 93,802,280 | (3,050,514) | (73,216,288) | (10,878,453) | (40,717,516) | -136.5 % |
| Total Expenditures & Transfers | \$ 1,023,071,660 | \$ 1,142,737,402 | \$ 1,089,231,971 | \$ 1,142,440,648 | \$ 1,182,016,912 | \$ 158,945,252 | 15.5 % |
| Fund Balance Addition/(Reduction) | \$ 36,887,971 | \$ 10,183,039 | \$ (13,287,242) | \$ (31,179,544) | \$ (3,661,348) | | |
| AUXILIARIES | | | | | | | |
| Revenues | | | | | | | |
| | \$ 192,521,124 | \$ 197,856,791 | \$ 199,764,806 | \$ 194,244,627 | \$ 194,400,723 | \$ 1,879,599 | 1 % |
| Expenditures and Transfers | | | | | | | |
| Expenditures | \$ 131,386,312 | \$ 141,182,612 | \$ 142,431,466 | \$ 134,000,076 | \$ 147,445,931 | \$ 16,059,619 | 12.2 % |
| Mandatory Transfers | 22,428,283 | 23,923,901 | 26,171,577 | 28,459,405 | 27,404,860 | 4,976,577 | 22.2 % |
| Non-Mandatory Transfers | 37,786,131 | 31,328,085 | 37,636,923 | 31,785,146 | 19,549,932 | (18,236,199) | -48.3 % |
| Total Expenditures & Transfers | \$ 191,600,726 | \$ 196,434,598 | \$ 206,239,966 | \$ 194,244,627 | \$ 194,400,723 | \$ 2,799,997 | 1.5 % |
| Fund Balance Addition/(Reduction) | \$ 920,398 | \$ 1,422,193 | \$ (6,475,161) | | | | |
| TOTALS | | | | | | | |
| Revenues | \$ 1,252,480,755 | \$ 1,350,777,232 | \$ 1,275,709,534 | \$ 1,305,505,731 | \$ 1,372,756,287 | \$ 120,275,532 | 9.6 % |
| Expenditures and Transfers | | | | | | | |
| Expenditures | \$ 1,117,698,362 | \$ 1,182,891,298 | \$ 1,227,554,230 | \$ 1,342,357,019 | \$ 1,332,960,299 | \$ 215,261,937 | 19.3 % |
| Mandatory Transfers | 29,348,830 | 31,150,337 | 33,331,298 | 35,759,398 | 34,785,857 | 5,437,027 | 18.5 % |
| Non-Mandatory Transfers | 67,625,194 | 125,130,365 | 34,586,409 | (41,431,142) | 8,671,479 | (58,953,715) | -87.2 % |
| Total Expenditures & Transfers | \$ 1,214,672,386 | \$ 1,339,172,000 | \$ 1,295,471,937 | \$ 1,336,685,275 | \$ 1,376,417,635 | \$ 161,745,249 | 13.3 % |
| Fund Balance Addition/(Reduction) | \$ 37,808,369 | \$ 11,605,231 | \$ (19,762,402) | \$ (31,179,544) | \$ (3,661,348) | | |

University of Tennessee System**Five Year Budget Summary Comparison**

Current Funds Revenues, Expenditures and Transfers - UNRESTRICTED AND RESTRICTED

| | FY 2010 ACTUAL | FY 2011 ACTUAL | FY 2012 ACTUAL | FY 2013 PROBABLE | FY 2014 PROPOSED | FIVE YEAR CHANGE | |
|---|-------------------------|-------------------------|-------------------------|-------------------------|-------------------------|-----------------------|--------------|
| | | | | | | AMOUNT | % |
| EDUCATIONAL AND GENERAL | | | | | | | |
| Revenues | | | | | | | |
| Tuition & Fees | \$ 404,492,792 | \$ 448,985,458 | \$ 503,560,202 | \$ 532,861,257 | \$ 565,277,884 | \$ 160,785,092 | 39.7% |
| State Appropriations | 516,305,505 | 569,824,232 | 434,160,502 | 452,422,699 | 490,775,601 | (25,529,904) | -4.9% |
| Grants & Contracts | 515,951,220 | 588,820,146 | 599,409,965 | 569,355,935 | 580,416,255 | 64,465,035 | 12.5% |
| Sales & Service | 51,284,074 | 53,401,514 | 55,117,066 | 53,799,578 | 49,534,483 | (1,749,591) | -3.4% |
| Other Sources | 128,907,344 | 116,974,365 | 113,360,279 | 114,164,312 | 114,799,007 | (14,108,337) | -10.9% |
| Total Revenues | \$ 1,616,940,935 | \$ 1,778,005,715 | \$ 1,705,608,013 | \$ 1,722,603,781 | \$ 1,800,803,230 | \$ 183,862,295 | 11.4% |
| Expenditures and Transfers | | | | | | | |
| Instruction | \$ 530,487,275 | \$ 561,323,285 | \$ 581,734,236 | \$ 652,170,554 | \$ 660,862,845 | \$ 130,375,570 | 24.6% |
| Research | 248,046,616 | 263,910,986 | 275,074,925 | 289,346,818 | 263,914,227 | 15,867,612 | 6.4% |
| Public Service | 128,580,176 | 158,439,055 | 159,006,576 | 138,257,197 | 132,927,547 | 4,347,371 | 3.4% |
| Academic Support | 122,912,760 | 141,363,492 | 142,495,203 | 162,694,903 | 160,369,920 | 37,457,160 | 30.5% |
| Student Services | 79,291,733 | 79,778,059 | 84,436,897 | 80,693,712 | 74,425,526 | (4,866,207) | -6.1% |
| Institutional Support | 103,937,697 | 109,799,114 | 125,005,498 | 128,452,287 | 129,422,095 | 25,484,397 | 24.5% |
| Op/Maint Physical Plant | 103,490,677 | 118,763,903 | 117,662,170 | 118,731,830 | 128,409,705 | 24,919,028 | 24.1% |
| Scholarships & Fellowships | 210,221,367 | 234,191,229 | 241,007,048 | 249,716,594 | 257,835,799 | 47,614,432 | 22.6% |
| Sub-Total Expenditures | \$ 1,526,968,301 | \$ 1,667,569,123 | \$ 1,726,422,553 | \$ 1,820,063,895 | \$ 1,808,167,664 | \$ 281,199,363 | 18.4% |
| Mandatory Transfers | 6,920,547 | 7,226,437 | 7,159,721 | 7,299,993 | 7,380,997 | 460,450 | 6.7% |
| Non Mandatory Transfers | 29,839,063 | 93,802,280 | (3,050,514) | (73,216,288) | (10,878,453) | (40,717,516) | -136.5% |
| Total Expenditures & Transfers | \$ 1,563,727,910 | \$ 1,768,597,840 | \$ 1,730,531,760 | \$ 1,754,147,600 | \$ 1,804,670,208 | \$ 240,942,298 | 15.4% |
| Fund Balance Addition/(Reduction) | \$ 53,213,024 | \$ 9,407,875 | \$ (24,923,747) | \$ (31,543,819) | \$ (3,866,978) | | |
| AUXILIARIES | | | | | | | |
| Revenues | \$ 193,135,354 | \$ 198,601,840 | \$ 200,291,433 | \$ 194,844,627 | \$ 195,000,723 | \$ 1,865,369 | 1.0% |
| Expenditures and Transfers | | | | | | | |
| Expenditures | \$ 131,722,007 | \$ 141,571,262 | \$ 143,122,269 | \$ 134,600,076 | \$ 148,045,931 | \$ 16,323,924 | 12.4% |
| Mandatory Transfers | 22,428,284 | 23,923,900 | 26,171,577 | 28,459,405 | 27,404,860 | 4,976,576 | 22.2% |
| Non-Mandatory Transfers | 37,778,066 | 31,328,086 | 37,636,923 | 31,785,146 | 19,549,932 | (18,228,134) | -48.3% |
| Total Expenditures & Transfers | \$ 191,928,357 | \$ 196,823,248 | \$ 206,930,769 | \$ 194,844,627 | \$ 195,000,723 | \$ 3,072,366 | 1.6% |
| Fund Balance Addition/(Reduction) | \$ 1,206,997 | \$ 1,778,592 | \$ (6,639,336) | | | | |
| TOTALS | | | | | | | |
| Revenues | \$ 1,810,076,289 | \$ 1,976,607,555 | \$ 1,905,899,446 | \$ 1,917,448,408 | \$ 1,995,803,953 | \$ 185,727,664 | 10.3% |
| Expenditures and Transfers | | | | | | | |
| Expenditures | \$ 1,658,690,308 | \$ 1,809,140,385 | \$ 1,869,544,822 | \$ 1,954,663,971 | \$ 1,956,213,595 | \$ 297,523,287 | 17.9% |
| Mandatory Transfers | 29,348,831 | 31,150,337 | 33,331,298 | 35,759,398 | 34,785,857 | 5,437,027 | 18.5% |
| Non-Mandatory Transfers | 67,617,129 | 125,130,366 | 34,586,409 | (41,431,142) | 8,671,479 | (58,945,650) | -87.2% |
| Total Expenditures & Transfers | \$ 1,755,656,267 | \$ 1,965,421,088 | \$ 1,937,462,529 | \$ 1,948,992,227 | \$ 1,999,670,931 | \$ 244,014,663 | 13.9% |
| Fund Balance Addition/(Reduction) | \$ 54,420,021 | \$ 11,186,467 | \$ (31,563,083) | \$ (31,543,819) | \$ (3,866,978) | | |

University of Tennessee System

FY 2014 Proposed Budget Summary

Unrestricted and Restricted Current Funds Revenues, Expenditures and Transfers

| | FY 2012 Actual | | | FY 2013 Probable | | | FY 2014 Proposed | | | CHANGE | |
|--|-------------------------|------------------------|-------------------------|-------------------------|-----------------------|-------------------------|-------------------------|-----------------------|-------------------------|-----------------------------|-------------|
| | Unrestricted | Restricted | Total | Unrestricted | Restricted | Total | Unrestricted | Restricted | Total | Probable to Proposed Amount | % |
| EDUCATION AND GENERAL | | | | | | | | | | | |
| Revenues | | | | | | | | | | | |
| Tuition & Fees | \$ 503,560,202 | | \$ 503,560,202 | \$ 532,861,257 | | \$ 532,861,257 | \$ 565,277,884 | | \$ 565,277,884 | \$ 32,416,627 | 6.1% |
| State Appropriations | 413,343,445 | \$ 20,817,058 | 434,160,503 | 431,697,068 | \$ 20,725,631 | 452,422,699 | 469,891,623 | \$ 20,883,978 | 490,775,601 | 38,352,902 | 8.5% |
| Grants & Contracts | 49,090,830 | 550,319,135 | 599,409,965 | 41,339,765 | 528,016,170 | 569,355,935 | 41,661,154 | 538,755,101 | 580,416,255 | 11,060,320 | 1.9% |
| Sales & Service | 55,117,066 | | 55,117,066 | 53,799,578 | | 53,799,578 | 49,534,483 | - | 49,534,483 | (4,265,095) | -7.9% |
| Other Sources | 54,833,187 | 58,527,092 | 113,360,279 | 51,563,436 | 62,600,876 | 114,164,312 | 51,990,420 | 62,808,587 | 114,799,007 | 634,695 | 0.6% |
| Total Revenues | \$ 1,075,944,730 | \$ 629,663,285 | \$ 1,705,608,015 | \$ 1,111,261,104 | \$ 611,342,677 | \$ 1,722,603,781 | \$ 1,178,355,564 | \$ 622,447,666 | \$ 1,800,803,230 | \$ 78,199,449 | 4.5% |
| Expenditures and Transfers | | | | | | | | | | | |
| Instruction | \$ 427,881,549 | \$ 153,852,687 | \$ 581,734,236 | \$ 497,269,248 | \$ 154,901,306 | \$ 652,170,554 | \$ 505,720,486 | \$ 155,142,359 | \$ 660,862,845 | \$ 8,692,291 | 1.3% |
| Research | 81,768,794 | 193,306,131 | 275,074,925 | 98,079,589 | 191,267,229 | 289,346,818 | 69,129,676 | 194,784,551 | 263,914,227 | (25,432,591) | -8.8% |
| Public Service | 65,533,281 | 93,473,296 | 159,006,577 | 77,820,433 | 60,436,764 | 138,257,197 | 70,973,102 | 61,954,445 | 132,927,547 | (5,329,650) | -3.9% |
| Academic Support | 118,367,805 | 24,127,398 | 142,495,203 | 137,138,726 | 25,556,177 | 162,694,903 | 134,311,788 | 26,058,132 | 160,369,920 | (2,324,983) | -1.4% |
| Student Services | 82,788,622 | 1,648,275 | 84,436,897 | 79,101,292 | 1,592,420 | 80,693,712 | 72,823,106 | 1,602,420 | 74,425,526 | (6,268,186) | -7.8% |
| Institutional Support | 122,428,550 | 2,576,948 | 125,005,498 | 126,369,826 | 2,082,461 | 128,452,287 | 127,723,651 | 1,698,444 | 129,422,095 | 969,808 | 0.8% |
| Operation & Maintenance of Plant | 117,451,028 | 211,142 | 117,662,170 | 118,241,774 | 490,056 | 118,731,830 | 128,019,649 | 390,056 | 128,409,705 | 9,677,875 | 8.2% |
| Scholarships & Fellowships | 68,903,135 | 172,103,912 | 241,007,047 | 74,336,055 | 175,380,539 | 249,716,594 | 76,812,910 | 181,022,889 | 257,835,799 | 8,119,205 | 3.3% |
| Sub-Total Expenditures | \$ 1,085,122,764 | \$ 641,299,789 | \$ 1,726,422,553 | \$ 1,208,356,943 | \$ 611,706,952 | \$ 1,820,063,895 | \$ 1,185,514,368 | \$ 622,653,296 | \$ 1,808,167,664 | \$ (11,896,231) | -0.7% |
| Mandatory Transfers | 7,159,721 | | 7,159,721 | 7,299,993 | | 7,299,993 | 7,380,997 | | 7,380,997 | 81,004 | 1.1% |
| Non-Mandatory Transfers | (3,050,514) | | (3,050,514) | (73,216,288) | | (73,216,288) | (10,878,453) | | (10,878,453) | 62,337,835 | -85.1% |
| Total Expenditures & Transfers | \$ 1,089,231,971 | \$ 641,299,789 | \$ 1,730,531,760 | \$ 1,142,440,648 | \$ 611,706,952 | \$ 1,754,147,600 | \$ 1,182,016,912 | \$ 622,653,296 | \$ 1,804,670,208 | \$ 50,522,608 | 2.9% |
| Fund Balance Addition / (Reduction) | \$ (13,287,241) | \$ (11,636,504) | \$ (24,923,745) | \$ (31,179,544) | \$ (364,275) | \$ (31,543,819) | \$ (3,661,348) | \$ (205,630) | \$ (3,866,978) | | |
| AUXILIARIES | | | | | | | | | | | |
| Revenues | | | | | | | | | | | |
| | \$ 199,764,806 | \$ 526,627 | \$ 200,291,433 | \$ 194,244,627 | \$ 600,000 | \$ 194,844,627 | \$ 194,400,723 | \$ 600,000 | \$ 195,000,723 | \$ 156,096 | 0.1% |
| Expenditures and Transfers | | | | | | | | | | | |
| Expenditures | \$ 142,431,466 | \$ 690,802 | \$ 143,122,268 | \$ 134,000,076 | \$ 600,000 | \$ 134,600,076 | \$ 147,445,931 | \$ 600,000 | \$ 148,045,931 | \$ 13,445,855 | 10.0% |
| Mandatory Transfers | 26,171,577 | | 26,171,577 | 28,459,405 | | 28,459,405 | 27,404,860 | | 27,404,860 | (1,054,545) | -3.7% |
| Non-Mandatory Transfers | 37,636,923 | | 37,636,923 | 31,785,146 | | 31,785,146 | 19,549,932 | | 19,549,932 | (12,235,214) | -38.5% |
| Total Expenditures & Transfers | \$ 206,239,966 | \$ 690,802 | \$ 206,930,768 | \$ 194,244,627 | \$ 600,000 | \$ 194,844,627 | \$ 194,400,723 | \$ 600,000 | \$ 195,000,723 | \$ 156,096 | 0.1% |
| Fund Balance Addition / (Reduction) | \$ (6,475,160) | \$ (164,175) | \$ (6,639,335) | | \$ - | \$ - | | | | | |
| TOTALS | | | | | | | | | | | |
| Revenues | | | | | | | | | | | |
| | \$ 1,275,709,536 | \$ 630,189,912 | \$ 1,905,899,448 | \$ 1,305,505,731 | \$ 611,942,677 | \$ 1,917,448,408 | \$ 1,372,756,287 | \$ 623,047,666 | \$ 1,995,803,953 | \$ 78,355,545 | 4.1% |
| Expenditures and Transfers | | | | | | | | | | | |
| Expenditures | \$ 1,227,554,230 | \$ 641,990,591 | \$ 1,869,544,821 | \$ 1,342,357,019 | \$ 612,306,952 | \$ 1,954,663,971 | \$ 1,332,960,299 | \$ 623,253,296 | \$ 1,956,213,595 | \$ 1,549,624 | 0.1% |
| Mandatory Transfers | 33,331,298 | | 33,331,298 | 35,759,398 | | 35,759,398 | 34,785,857 | | 34,785,857 | (973,541) | -2.7% |
| Non-Mandatory Transfers | 34,586,409 | | 34,586,409 | (41,431,142) | | (41,431,142) | 8,671,479 | | 8,671,479 | 50,102,621 | -120.9% |
| Total Expenditures & Transfers | \$ 1,295,471,937 | \$ 641,990,591 | \$ 1,937,462,528 | \$ 1,336,685,275 | \$ 612,306,952 | \$ 1,948,992,227 | \$ 1,376,417,635 | \$ 623,253,296 | \$ 1,999,670,931 | \$ 50,678,704 | 2.6% |
| Fund Balance Addition / (Reduction) | \$ (19,762,401) | \$ (11,800,679) | \$ (31,563,080) | \$ (31,179,544) | \$ (364,275) | \$ (31,543,819) | \$ (3,661,348) | \$ (205,630) | \$ (3,866,978) | | |

University of Tennessee System
FY 2014 Proposed Budget - Natural Classifications
 Unrestricted Current Funds Expenditures

| | Total System | Chattanooga | Knoxville | Martin | Space Institute | Health Science Center | Institute of Agriculture | Public Service Units | University-Wide Administration |
|-------------------------------------|------------------|----------------|----------------|---------------|-----------------|-----------------------|--------------------------|----------------------|--------------------------------|
| EDUCATIONAL AND GENERAL | | | | | | | | | |
| Salaries and Benefits | | | | | | | | | |
| Salaries | | | | | | | | | |
| Academic | \$ 317,395,704 | \$ 36,414,424 | \$ 147,036,320 | \$ 23,864,583 | \$ 2,690,829 | \$ 78,996,555 | \$ 27,949,404 | \$ 252,689 | \$ 190,900 |
| Non-Academic | 286,063,312 | 28,124,099 | 107,653,998 | 18,754,086 | 3,136,524 | 55,714,393 | 40,508,396 | 9,463,767 | 22,708,049 |
| Students | 7,309,499 | 655,352 | 4,198,020 | 1,620,131 | | 252,270 | 391,649 | 40,860 | 151,217 |
| Total Salaries | \$ 610,768,515 | \$ 65,193,875 | \$ 258,888,338 | \$ 44,238,800 | \$ 5,827,353 | \$ 134,963,218 | \$ 68,849,449 | \$ 9,757,316 | \$ 23,050,166 |
| Staff Benefits | 206,221,308 | 23,259,675 | 83,769,522 | 17,115,011 | 1,751,581 | 43,506,678 | 26,328,262 | 3,204,426 | 7,286,153 |
| Total Salaries and Benefits | \$ 816,989,823 | \$ 88,453,550 | \$ 342,657,860 | \$ 61,353,811 | \$ 7,578,934 | \$ 178,469,896 | \$ 95,177,711 | \$ 12,961,742 | \$ 30,336,319 |
| Operating | 345,877,010 | 40,773,913 | 177,955,823 | 24,525,243 | 2,384,206 | 51,788,262 | 30,029,867 | 3,616,667 | 14,803,029 |
| Equipment and Capital Outlay | 22,647,535 | 1,803,542 | 13,721,982 | 1,421,611 | 46,000 | 5,071,591 | 349,624 | 133,185 | 100,000 |
| Total Expenditures | \$ 1,185,514,368 | \$ 131,031,005 | \$ 534,335,665 | \$ 87,300,665 | \$ 10,009,140 | \$ 235,329,749 | \$ 125,557,202 | \$ 16,711,594 | \$ 45,239,348 |

| | | | | | | | | | |
|-------------------------------------|----------------|--------------|----------------|--------------|------------|--------------|--|--|--|
| AUXILIARIES | | | | | | | | | |
| Salaries and Benefits | | | | | | | | | |
| Salaries | | | | | | | | | |
| Academic | \$ 602,779 | \$ 7,000 | \$ 592,716 | \$ 3,063 | | | | | |
| Non-Academic | 42,674,964 | 1,317,079 | 39,345,420 | 1,515,816 | \$ 143,103 | \$ 353,546 | | | |
| Students | 4,154,681 | 80,498 | 3,513,164 | 561,019 | | | | | |
| Total Salaries | \$ 47,432,424 | \$ 1,404,577 | \$ 43,451,300 | \$ 2,079,898 | \$ 143,103 | \$ 353,546 | | | |
| Staff Benefits | 12,541,979 | 331,938 | 11,361,319 | 681,177 | 24,000 | 143,545 | | | |
| Total Salaries and Benefits | \$ 59,974,403 | \$ 1,736,515 | \$ 54,812,619 | \$ 2,761,075 | \$ 167,103 | \$ 497,091 | | | |
| Operating | 86,768,658 | 2,854,623 | 77,790,543 | 5,021,506 | 87,007 | 1,014,979 | | | |
| Equipment and Capital Outlay | 702,870 | 9,970 | 676,200 | 16,700 | | | | | |
| Total Expenditures | \$ 147,445,931 | \$ 4,601,108 | \$ 133,279,362 | \$ 7,799,281 | \$ 254,110 | \$ 1,512,070 | | | |

| | | | | | | | | | |
|-------------------------------------|------------------|----------------|----------------|---------------|---------------|----------------|----------------|---------------|---------------|
| TOTALS | | | | | | | | | |
| Salaries and Benefits | | | | | | | | | |
| Salaries | | | | | | | | | |
| Academic | \$ 317,998,483 | \$ 36,421,424 | \$ 147,629,036 | \$ 23,867,646 | \$ 2,690,829 | \$ 78,996,555 | \$ 27,949,404 | \$ 252,689 | \$ 190,900 |
| Non-Academic | 328,738,276 | 29,441,178 | 146,999,418 | 20,269,902 | 3,279,627 | 56,067,939 | 40,508,396 | 9,463,767 | 22,708,049 |
| Students | 11,464,180 | 735,850 | 7,711,184 | 2,181,150 | | 252,270 | 391,649 | 40,860 | 151,217 |
| Total Salaries | \$ 658,200,939 | \$ 66,598,452 | \$ 302,339,638 | \$ 46,318,698 | \$ 5,970,456 | \$ 135,316,764 | \$ 68,849,449 | \$ 9,757,316 | \$ 23,050,166 |
| Staff Benefits | 218,763,287 | 23,591,613 | 95,130,841 | 17,796,188 | 1,775,581 | 43,650,223 | 26,328,262 | 3,204,426 | 7,286,153 |
| Total Salaries and Benefits | \$ 876,964,226 | \$ 90,190,065 | \$ 397,470,479 | \$ 64,114,886 | \$ 7,746,037 | \$ 178,966,987 | \$ 95,177,711 | \$ 12,961,742 | \$ 30,336,319 |
| Operating | 432,645,668 | 43,628,536 | 255,746,366 | 29,546,749 | 2,471,213 | 52,803,241 | 30,029,867 | 3,616,667 | 14,803,029 |
| Equipment and Capital Outlay | 23,350,405 | 1,813,512 | 14,398,182 | 1,438,311 | 46,000 | 5,071,591 | 349,624 | 133,185 | 100,000 |
| Total Expenditures | \$ 1,332,960,299 | \$ 135,632,113 | \$ 667,615,027 | \$ 95,099,946 | \$ 10,263,250 | \$ 236,841,819 | \$ 125,557,202 | \$ 16,711,594 | \$ 45,239,348 |

University of Tennessee System
FY 2014 Proposed Budget Summary - Natural Classifications
 Unrestricted Current Funds Expenditures

| | FY 2012 ACTUAL | FY 2013 PROBABLE | FY 2014 PROPOSED | CHANGE PROBABLE TO PROPOSED | |
|-------------------------------------|-------------------|---------------------|---------------------|--------------------------------|----------|
| | | | | AMOUNT | % |
| EDUCATIONAL AND GENERAL | | | | | |
| Salaries and Benefits | | | | | |
| Salaries | | | | | |
| Academic | \$ 289,425,188 | \$ 303,347,989 | \$ 317,395,704 | \$ 14,047,715 | 4.6 % |
| Non-Academic | 270,157,808 | 280,429,055 | 286,063,312 | 5,634,257 | 2.0 % |
| Students | 9,499,817 | 7,672,174 | 7,309,499 | (362,675) | (4.7) % |
| Total Salaries | \$ 569,082,813 | \$ 591,449,218 | \$ 610,768,515 | \$ 19,319,297 | 3.3 % |
| Staff Benefits | 190,976,121 | 200,701,989 | 206,221,308 | 5,519,319 | 2.8 % |
| Total Salaries and Benefits | \$ 760,058,934 | \$ 792,151,207 | \$ 816,989,823 | \$ 24,838,616 | 3.1 % |
| Operating | 294,378,666 | 386,949,186 | 345,877,010 | (41,072,176) | (10.6) % |
| Equipment and Capital Outlay | 30,685,164 | 29,256,550 | 22,647,535 | (6,609,015) | (22.6) % |
| Total Expenditures | \$ 1,085,122,764 | \$ 1,208,356,943 | \$ 1,185,514,368 | \$ (22,842,575) | (1.9) % |
| AUXILIARIES | | | | | |
| Salaries and Benefits | | | | | |
| Salaries | | | | | |
| Academic | \$ 497,907 | \$ 457,053 | \$ 602,779 | \$ 145,726 | 31.9 % |
| Non-Academic | 37,062,844 | 36,737,232 | 42,674,964 | 5,937,732 | 16.2 % |
| Students | 4,064,798 | 4,009,425 | 4,154,681 | 145,256 | 3.6 % |
| Total Salaries | \$ 41,625,549 | \$ 41,203,710 | \$ 47,432,424 | \$ 6,228,714 | 15.1 % |
| Staff Benefits | 12,349,184 | 11,180,084 | 12,541,979 | 1,361,895 | 12.2 % |
| Total Salaries and Benefits | \$ 53,974,732 | \$ 52,383,794 | \$ 59,974,403 | \$ 7,590,609 | 14.5 % |
| Operating | 87,805,691 | 80,855,833 | 86,768,658 | 5,912,825 | 7.3 % |
| Equipment and Capital Outlay | 651,043 | 760,449 | 702,870 | (57,579) | (7.6) % |
| Total Expenditures | \$ 142,431,466 | \$ 134,000,076 | \$ 147,445,931 | \$ 13,445,855 | 10.0 % |
| TOTALS | | | | | |
| Salaries and Benefits | | | | | |
| Salaries | | | | | |
| Academic | \$ 289,923,095 | \$ 303,805,042 | \$ 317,998,483 | \$ 14,193,441 | 4.7 % |
| Non-Academic | 307,220,652 | 317,166,287 | 328,738,276 | 11,571,989 | 3.6 % |
| Students | 13,564,614 | 11,681,599 | 11,464,180 | (217,419) | (1.9) % |
| Total Salaries | \$ 610,708,362 | \$ 632,652,928 | \$ 658,200,939 | \$ 25,548,011 | 4.0 % |
| Staff Benefits | 203,325,304 | 211,882,073 | 218,763,287 | 6,881,214 | 3.2 % |
| Total Salaries and Benefits | \$ 814,033,666 | \$ 844,535,001 | \$ 876,964,226 | \$ 32,429,225 | 3.8 % |
| Operating | 382,184,357 | 467,805,019 | 432,645,668 | (35,159,351) | (7.5) % |
| Equipment and Capital Outlay | 31,336,207 | 30,016,999 | 23,350,405 | (6,666,594) | (22.2) % |
| Total Expenditures | \$ 1,227,554,230 | \$ 1,342,357,019 | \$ 1,332,960,299 | \$ (9,396,720) | (0.7) % |

University of Tennessee System
FY 2014 Proposed Budget Summary
 Auxiliary Enterprises Funds Revenues, Expenditures and Transfers

| | FY 2012 ACTUAL | FY 2013 PROBABLE | FY 2014 PROPOSED | CHANGE PROBABLE TO REVISED | |
|--|-----------------------|-----------------------|-----------------------|-------------------------------|---------------|
| | | | | AMOUNT | % |
| HOUSING | | | | | |
| Revenues | \$ 58,280,584 | \$ 55,411,330 | \$ 57,834,048 | \$ 2,422,718 | 4.4% |
| Expenditures and Transfers | | | | | |
| Expenditures | \$ 35,828,192 | \$ 35,523,962 | \$ 35,175,923 | \$ (348,039) | -1.0% |
| Mandatory Transfers | 11,289,017 | 11,531,020 | 11,427,549 | (103,471) | -0.9% |
| Non-Mandatory Transfers | 11,605,409 | 8,406,140 | 11,280,368 | 2,874,228 | 34.2% |
| Total Expenditures and Transfers | <u>\$ 58,722,618</u> | <u>\$ 55,461,122</u> | <u>\$ 57,883,840</u> | <u>\$ 2,422,718</u> | <u>4.4%</u> |
| Fund Balance Addition/(Reduction) | \$ (442,034) | \$ (49,792) | \$ (49,792) | | |
| FOOD SERVICE | | | | | |
| Revenues | \$ 5,474,694 | \$ 5,834,572 | \$ 5,435,665 | \$ (398,907) | -6.8% |
| Expenditures and Transfers | | | | | |
| Expenditures | \$ 2,275,576 | \$ 2,534,473 | \$ 2,243,413 | \$ (291,060) | -11.5% |
| Mandatory Transfers | 67,903 | | | | |
| Non-Mandatory Transfers | 2,934,686 | 2,783,113 | 2,848,647 | 65,534 | 2.4% |
| Total Expenditures and Transfers | <u>\$ 5,278,165</u> | <u>\$ 5,317,586</u> | <u>\$ 5,092,060</u> | <u>\$ (225,526)</u> | <u>-4.2%</u> |
| Fund Balance Addition/(Reduction) | \$ 196,529 | \$ 516,986 | \$ 343,605 | | |
| BOOKSTORES | | | | | |
| Revenues | \$ 23,860,196 | \$ 22,122,958 | \$ 19,121,958 | \$ (3,001,000) | -13.6% |
| Expenditures and Transfers | | | | | |
| Expenditures | \$ 22,534,673 | \$ 19,679,911 | \$ 17,713,673 | \$ (1,966,238) | -10.0% |
| Mandatory Transfers | | 109,418 | 109,418 | | |
| Non-Mandatory Transfers | 2,098,952 | 2,067,538 | 1,032,596 | (1,034,942) | -50.1% |
| Total Expenditures and Transfers | <u>\$ 24,633,625</u> | <u>\$ 21,856,867</u> | <u>\$ 18,855,687</u> | <u>\$ (3,001,180)</u> | <u>-13.7%</u> |
| Fund Balance Addition/(Reduction) | \$ (773,429) | \$ 266,091 | \$ 266,271 | | |
| PARKING | | | | | |
| Revenues | \$ 11,590,518 | \$ 12,465,311 | \$ 13,090,519 | \$ 625,208 | 5.0% |
| Expenditures and Transfers | | | | | |
| Expenditures | \$ 7,534,312 | \$ 7,761,920 | \$ 7,828,756 | \$ 66,836 | 0.9% |
| Mandatory Transfers | 3,165,776 | 3,368,967 | 3,167,893 | (201,074) | -6.0% |
| Non-Mandatory Transfers | 1,551,314 | 1,320,864 | 2,080,310 | 759,446 | 57.5% |
| Total Expenditures and Transfers | <u>\$ 12,251,402</u> | <u>\$ 12,451,751</u> | <u>\$ 13,076,959</u> | <u>\$ 625,208</u> | <u>5.0%</u> |
| Fund Balance Addition/(Reduction) | \$ (660,884) | \$ 13,560 | \$ 13,560 | | |
| ATHLETICS | | | | | |
| Revenues | \$ 94,707,807 | \$ 93,352,500 | \$ 95,077,500 | \$ 1,725,000 | 1.8% |
| Expenditures and Transfers | | | | | |
| Expenditures | \$ 68,575,941 | \$ 63,222,000 | \$ 80,508,500 | \$ 17,286,500 | 27.3% |
| Mandatory Transfers | 11,648,880 | 13,450,000 | 12,700,000 | (750,000) | -5.6% |
| Non-Mandatory Transfers | 16,214,261 | 16,680,500 | 1,869,000 | (14,811,500) | -88.8% |
| Total Expenditures and Transfers | <u>\$ 96,439,082</u> | <u>\$ 93,352,500</u> | <u>\$ 95,077,500</u> | <u>\$ 1,725,000</u> | <u>1.8%</u> |
| Fund Balance Addition/(Reduction) | \$ (1,731,275) | | | | |
| OTHER | | | | | |
| Revenues | \$ 5,851,007 | \$ 5,057,956 | \$ 3,841,033 | \$ (1,216,923) | -24.1% |
| Expenditures and Transfers | | | | | |
| Expenditures | \$ 5,682,774 | \$ 5,277,810 | \$ 3,975,666 | \$ (1,302,144) | -24.7% |
| Mandatory Transfers | | | | | |
| Non-Mandatory Transfers | 3,232,301 | 526,991 | 439,011 | (87,980) | -16.7% |
| Total Expenditures and Transfers | <u>\$ 8,915,075</u> | <u>\$ 5,804,801</u> | <u>\$ 4,414,677</u> | <u>\$ (1,390,124)</u> | <u>-23.9%</u> |
| Fund Balance Addition/(Reduction) | \$ (3,064,068) | \$ (746,845) | \$ (573,644) | | |
| TOTAL | | | | | |
| Revenues | \$ 199,764,806 | \$ 194,244,627 | \$ 194,400,723 | \$ 156,096 | 0.1% |
| Expenditures and Transfers | | | | | |
| Expenditures | \$ 142,431,468 | \$ 134,000,076 | \$ 147,445,931 | \$ 13,445,855 | 10.0% |
| Mandatory Transfers | 26,171,576 | 28,459,405 | 27,404,860 | (1,054,545) | -3.7% |
| Non-Mandatory Transfers | 37,636,923 | 31,785,146 | 19,549,932 | (12,235,214) | -38.5% |
| Total Expenditures and Transfers | <u>\$ 206,239,967</u> | <u>\$ 194,244,627</u> | <u>\$ 194,400,723</u> | <u>\$ 156,096</u> | <u>0.1%</u> |
| Fund Balance Addition/(Reduction) | \$ (6,475,160) | | | | |

University of Tennessee System
FY 2014 Proposed Budget Summary
 Unrestricted Current Funds Revenues, Expenditures, and Transfers

| | FY 2012 ACTUALS | FY 2013 PROBABLE | FY 2014 PROPOSED | CHANGE PROBABLE TO PROPOSED AMOUNT | % |
|--|--------------------|---------------------|---------------------|--|----------|
| EDUCATIONAL AND GENERAL | | | | | |
| Revenues | | | | | |
| Tuition & Fees | \$ 503,560,202 | \$ 532,861,257 | \$ 565,277,884 | \$ 32,416,627 | 6.1 % |
| State Appropriations | 413,343,445 | 431,697,068 | 469,891,623 | 38,194,555 | 8.8 % |
| Grants & Contracts | 49,090,830 | 41,339,765 | 41,661,154 | 321,389 | 0.8 % |
| Sales & Service | 55,117,066 | 53,799,578 | 49,534,483 | (4,265,095) | (7.9) % |
| Other Sources | 54,833,187 | 51,563,436 | 51,990,420 | 426,984 | 0.8 % |
| Total Revenues | \$ 1,075,944,729 | \$ 1,111,261,104 | \$ 1,178,355,564 | \$ 67,094,460 | 6.0 % |
| Expenditures and Transfers | | | | | |
| Instruction | \$ 427,881,549 | \$ 497,269,248 | \$ 505,720,486 | \$ 8,451,238 | 1.7 % |
| Research | 81,768,794 | 98,079,589 | 69,129,676 | (28,949,913) | (29.5) % |
| Public Service | 65,533,281 | 77,820,433 | 70,973,102 | (6,847,331) | (8.8) % |
| Academic Support | 118,367,805 | 137,138,726 | 134,311,788 | (2,826,938) | (2.1) % |
| Student Services | 82,788,622 | 79,101,292 | 72,823,106 | (6,278,186) | (7.9) % |
| Institutional Support | 122,428,550 | 126,369,826 | 127,723,651 | 1,353,825 | 1.1 % |
| Op/Maint Physical Plant | 117,451,028 | 118,241,774 | 128,019,649 | 9,777,875 | 8.3 % |
| Scholarships & Fellowships | 68,903,135 | 74,336,055 | 76,812,910 | 2,476,855 | 3.3 % |
| Sub-total Expenditures | \$ 1,085,122,764 | \$ 1,208,356,943 | \$ 1,185,514,368 | \$ (22,842,575) | (1.9) % |
| Mandatory Transfers | 7,159,721 | 7,299,993 | 7,380,997 | 81,004 | 1.1 % |
| Non Mandatory Transfers | (3,050,514) | (73,216,288) | (10,878,453) | 62,337,835 | 85.1 % |
| Total Expenditures & Transfers | \$ 1,089,231,971 | \$ 1,142,440,648 | \$ 1,182,016,912 | \$ 39,576,264 | 3.5 % |
| Fund Balance Addition/(Reduction) | \$ (13,287,242) | \$ (31,179,544) | \$ (3,661,348) | | 88.2 % |
| AUXILIARIES | | | | | |
| Revenues | \$ 199,764,806 | \$ 194,244,627 | \$ 194,400,723 | \$ 156,096 | 0.1 % |
| Expenditures and Transfers | | | | | |
| Expenditures | 142,431,466 | 134,000,076 | 147,445,931 | 13,445,855 | 10.0 % |
| Mandatory Transfers | 26,171,577 | 28,459,405 | 27,404,860 | (1,054,545) | (3.7) % |
| Non-Mandatory Transfers | 37,636,923 | 31,785,146 | 19,549,932 | (12,235,214) | (38.5) % |
| Total Expenditures & Transfers | \$ 206,239,966 | \$ 194,244,627 | \$ 194,400,723 | \$ 156,096 | 0.1 % |
| Fund Balance Addition/(Reduction) | \$ (6,475,161) | | | | |
| TOTALS | | | | | |
| Revenues | \$ 1,275,709,534 | \$ 1,305,505,731 | \$ 1,372,756,287 | \$ 67,250,556 | 0.1 % |
| Expenditures and Transfers | | | | | |
| Expenditures | \$ 1,227,554,230 | \$ 1,342,357,019 | \$ 1,332,960,299 | \$ (9,396,720) | (0.7) % |
| Mandatory Transfers | 33,331,298 | 35,759,398 | 34,785,857 | (973,541) | (2.7) % |
| Non-Mandatory Transfers | 34,586,409 | (41,431,142) | 8,671,479 | 50,102,621 | 120.9 % |
| Total Expenditures & Transfers | \$ 1,295,471,937 | \$ 1,336,685,275 | \$ 1,376,417,635 | \$ 39,732,360 | 3.0 % |
| Fund Balance Addition/(Reduction) | \$ (19,762,402) | \$ (31,179,544) | \$ (3,661,348) | | 88.2 % |

Chattanooga
FY 2014 Proposed Budget Summary
 Unrestricted Current Funds Revenues, Expenditures, and Transfers

| | FY 2012 ACTUALS | FY 2013 PROBABLE | FY 2014 PROPOSED | CHANGE PROBABLE TO PROPOSED AMOUNT | % |
|--|--------------------|---------------------|---------------------|--|----------|
| EDUCATIONAL AND GENERAL | | | | | |
| Revenues | | | | | |
| Tuition & Fees | \$ 79,986,400 | \$ 84,271,445 | \$ 90,358,614 | \$ 6,087,169 | 7.2 % |
| State Appropriations | 35,088,738 | 35,495,064 | 37,427,681 | 1,932,617 | 5.4 % |
| Grants & Contracts | 985,685 | 787,532 | 453,856 | (333,676) | (42.4) % |
| Sales & Service | 4,719,195 | 4,203,064 | 4,248,524 | 45,460 | 1.1 % |
| Other Sources | 642,068 | 481,634 | 481,533 | (101) | - % |
| Total Revenues | \$ 121,422,086 | \$ 125,238,739 | \$ 132,970,208 | \$ 7,731,469 | 6.2 % |
| Expenditures and Transfers | | | | | |
| Instruction | \$ 51,323,646 | \$ 56,385,305 | \$ 59,922,806 | \$ 3,537,501 | 6.3 % |
| Research | 4,122,191 | 3,209,657 | 1,902,900 | (1,306,757) | (40.7) % |
| Public Service | 2,426,321 | 2,396,749 | 2,257,032 | (139,717) | (5.8) % |
| Academic Support | 9,377,969 | 10,701,238 | 8,624,913 | (2,076,325) | (19.4) % |
| Student Services | 20,984,430 | 20,055,222 | 20,053,007 | (2,215) | - % |
| Institutional Support | 8,906,059 | 9,883,098 | 10,277,110 | 394,012 | 4.0 % |
| Op/Maint Physical Plant | 14,578,086 | 15,991,585 | 17,248,630 | 1,257,045 | 7.9 % |
| Scholarships & Fellowships | 8,743,675 | 10,219,113 | 10,744,607 | 525,494 | 5.1 % |
| Sub-total Expenditures | \$ 120,462,376 | \$ 128,841,967 | \$ 131,031,005 | \$ 2,189,038 | 1.7 % |
| Mandatory Transfers | 690,162 | 694,165 | 774,165 | 80,000 | 11.5 % |
| Non-Mandatory Transfers | 1,485,808 | (4,363,973) | 1,098,458 | 5,462,431 | 125.2 % |
| Total Expenditures & Transfers | \$ 122,638,346 | \$ 125,172,159 | \$ 132,903,628 | \$ 7,731,469 | 6.2 % |
| Fund Balance Addition/(Reduction) | \$ (1,216,260) | \$ 66,580 | \$ 66,580 | | |
| AUXILIARIES | | | | | |
| Revenues | \$ 11,998,166 | \$ 7,992,143 | \$ 8,402,485 | \$ 410,342 | 5.1 % |
| Expenditures and Transfers | | | | | |
| Expenditures | 8,222,444 | 4,190,766 | 4,601,108 | 410,342 | 9.8 % |
| Mandatory Transfers | 1,540,919 | 2,373,402 | 2,373,402 | | |
| Non-Mandatory Transfers | 2,476,386 | 1,427,975 | 1,427,975 | | |
| Total Expenditures & Transfers | \$ 12,239,749 | \$ 7,992,143 | \$ 8,402,485 | \$ 410,342 | 5.1 % |
| Fund Balance Addition/(Reduction) | \$ (241,582) | | | | |
| TOTALS | | | | | |
| Revenues | \$ 133,420,252 | \$ 133,230,882 | \$ 141,372,693 | \$ 8,141,811 | 6.1 % |
| Expenditures and Transfers | | | | | |
| Expenditures | \$ 128,684,819 | \$ 133,032,733 | \$ 135,632,113 | \$ 2,599,380 | 2.0 % |
| Mandatory Transfers | 2,231,081 | 3,067,567 | 3,147,567 | 80,000 | 2.6 % |
| Non-Mandatory Transfers | 3,962,194 | (2,935,998) | 2,526,433 | 5,462,431 | 186.1 % |
| Total Expenditures & Transfers | \$ 134,878,094 | \$ 133,164,302 | \$ 141,306,113 | \$ 8,141,811 | 6.1 % |
| Fund Balance Addition/(Reduction) | \$ (1,457,842) | \$ 66,580 | \$ 66,580 | | |

Knoxville
FY 2014 Proposed Budget Summary
 Unrestricted Current Funds Revenues, Expenditures, and Transfers

| | FY 2012 ACTUALS | FY 2013 PROBABLE | FY 2014 PROPOSED | CHANGE PROBABLE TO PROPOSED AMOUNT | % |
|--|--------------------|---------------------|---------------------|--|----------|
| EDUCATIONAL AND GENERAL | | | | | |
| Revenues | | | | | |
| Tuition & Fees | \$ 288,890,369 | \$ 310,793,101 | \$ 330,546,609 | \$ 19,753,508 | 6.4 % |
| State Appropriations | 147,947,704 | 156,302,750 | 177,446,543 | 21,143,793 | 13.5 % |
| Grants & Contracts | 27,060,260 | 20,560,000 | 20,560,000 | - | - % |
| Sales & Service | 9,847,151 | 8,418,992 | 4,324,470 | (4,094,522) | (48.6) % |
| Other Sources | 10,861,587 | 9,828,803 | 10,063,987 | 235,184 | 2.4 % |
| Total Revenues | \$ 484,607,071 | \$ 505,903,646 | \$ 542,941,609 | \$ 37,037,963 | 7.3 % |
| Expenditures and Transfers | | | | | |
| Instruction | \$ 202,973,398 | \$ 241,519,996 | \$ 238,932,202 | \$ (2,587,794) | (1.1) % |
| Research | 30,017,921 | 39,258,818 | 20,687,843 | (18,570,975) | (47.3) % |
| Public Service | 11,462,261 | 11,529,585 | 10,054,983 | (1,474,602) | (12.8) % |
| Academic Support | 56,006,704 | 64,892,943 | 70,418,959 | 5,526,016 | 8.5 % |
| Student Services | 46,908,287 | 43,099,021 | 37,698,592 | (5,400,429) | (12.5) % |
| Institutional Support | 41,589,151 | 36,526,107 | 39,436,700 | 2,910,593 | 8.0 % |
| Op/Maint Physical Plant | 59,034,751 | 59,104,887 | 68,268,029 | 9,163,142 | 15.5 % |
| Scholarships & Fellowships | 44,092,595 | 47,299,530 | 48,838,357 | 1,538,827 | 3.3 % |
| Sub-total Expenditures | \$ 492,085,068 | \$ 543,230,887 | \$ 534,335,665 | \$ (8,895,222) | (1.6) % |
| Mandatory Transfers | 1,745,019 | 1,836,790 | 1,701,536 | -135,254 | (7.4) % |
| Non Mandatory Transfers | -11,316,401 | -39,164,031 | 6,904,408 | 46,068,439 | 117.6 % |
| Total Expenditures & Transfers | \$ 482,513,686 | \$ 505,903,646 | \$ 542,941,609 | \$ 37,037,963 | 7.3 % |
| Fund Balance Addition/(Reduction) | \$ 2,093,385 | | | | |
| AUXILIARIES | | | | | |
| Revenues | \$ 172,129,555 | \$ 171,946,109 | \$ 172,423,130 | \$ 477,021 | 0.3 % |
| Expenditures and Transfers | | | | | |
| Expenditures | 122,445,493 | 119,412,830 | 133,279,362 | 13,866,532 | 11.6 % |
| Mandatory Transfers | 21,313,392 | 22,562,491 | 21,537,220 | (1,025,271) | (4.5) % |
| Non-Mandatory Transfers | 34,427,948 | 29,970,788 | 17,606,548 | (12,364,240) | (41.3) % |
| Total Expenditures & Transfers | \$ 178,186,833 | \$ 171,946,109 | \$ 172,423,130 | \$ 477,021 | 0.3 % |
| Fund Balance Addition/(Reduction) | \$ (6,057,278) | | | | |
| TOTALS | | | | | |
| Revenues | \$ 656,736,626 | \$ 677,849,755 | \$ 715,364,739 | \$ 37,514,984 | 5.5 % |
| Expenditures and Transfers | | | | | |
| Expenditures | \$ 614,530,561 | \$ 662,643,717 | \$ 667,615,027 | \$ 4,971,310 | 0.8 % |
| Mandatory Transfers | 23,058,411 | 24,399,281 | 23,238,756 | (1,160,525) | (4.8) % |
| Non-Mandatory Transfers | 23,111,547 | (9,193,243) | 24,510,956 | 33,704,199 | 366.6 % |
| Total Expenditures & Transfers | \$ 660,700,519 | \$ 677,849,755 | \$ 715,364,739 | \$ 37,514,984 | 5.5 % |
| Fund Balance Addition/(Reduction) | \$ (3,963,893) | | | | |

Martin
FY 2014 Proposed Budget Summary
 Unrestricted Current Funds Revenues, Expenditures, and Transfers

| | FY 2012 ACTUALS | FY 2013 PROBABLE | FY 2014 PROPOSED | CHANGE PROBABLE TO PROPOSED AMOUNT | % |
|--|--------------------|---------------------|---------------------|--|----------|
| EDUCATIONAL AND GENERAL | | | | | |
| Revenues | | | | | |
| Tuition & Fees | \$ 54,149,188 | \$ 55,295,032 | \$ 58,468,077 | \$ 3,173,045 | 5.7 % |
| State Appropriations | 25,195,511 | 26,202,217 | 26,374,167 | 171,950 | 0.7 % |
| Grants & Contracts | 282,399 | 345,500 | 310,500 | (35,000) | (10.1) % |
| Sales & Service | 3,033,666 | 3,190,115 | 2,826,470 | (363,645) | (11.4) % |
| Other Sources | 681,432 | 656,800 | 656,800 | | |
| Total Revenues | \$ 83,342,196 | \$ 85,689,664 | \$ 88,636,014 | \$ 2,946,350 | 3.4 % |
| Expenditures and Transfers | | | | | |
| Instruction | \$ 38,150,500 | \$ 41,514,594 | \$ 41,315,948 | \$ (198,646) | (0.5) % |
| Research | 416,084 | 416,648 | 295,482 | (121,166) | (29.1) % |
| Public Service | 607,651 | 559,207 | 550,058 | (9,149) | (1.6) % |
| Academic Support | 10,288,002 | 10,366,884 | 10,824,345 | 457,461 | 4.4 % |
| Student Services | 10,310,906 | 10,539,922 | 9,570,271 | (969,651) | (9.2) % |
| Institutional Support | 4,859,427 | 5,963,798 | 5,612,983 | (350,815) | (5.9) % |
| Op/Maint Physical Plant | 10,317,667 | 12,077,398 | 11,063,235 | (1,014,163) | (8.4) % |
| Scholarships & Fellowships | 7,340,174 | 7,638,210 | 8,068,343 | 430,133 | 5.6 % |
| Sub-total Expenditures | \$ 82,290,412 | \$ 89,076,661 | \$ 87,300,665 | \$ (1,775,996) | (2.0) % |
| Mandatory Transfers | 581,560 | 746,700 | 746,700 | | |
| Non Mandatory Transfers | 5,013,898 | (4,133,697) | 588,649 | 4,722,346 | 114.2 % |
| Total Expenditures & Transfers | \$ 87,885,870 | \$ 85,689,664 | \$ 88,636,014 | \$ 2,946,350 | 3.4 % |
| Fund Balance Addition/(Reduction) | \$ (4,543,674) | | | | |
| AUXILIARIES | | | | | |
| Revenues | \$ 12,869,324 | \$ 11,294,452 | \$ 11,551,952 | \$ 257,500 | 2.3 % |
| Expenditures and Transfers | | | | | |
| Expenditures | 8,944,842 | 7,622,490 | 7,799,281 | 176,791 | 2.3 % |
| Mandatory Transfers | 3,072,902 | 3,180,152 | 3,180,152 | | |
| Non-Mandatory Transfers | 1,040,335 | 491,810 | 572,519 | 80,709 | 16.4 % |
| Total Expenditures & Transfers | \$ 13,058,079 | \$ 11,294,452 | \$ 11,551,952 | \$ 257,500 | 2.3 % |
| Fund Balance Addition/(Reduction) | \$ (188,755) | | | | |
| TOTALS | | | | | |
| Revenues | \$ 96,211,520 | \$ 96,984,116 | \$ 100,187,966 | \$ 3,203,850 | 3.3 % |
| Expenditures and Transfers | | | | | |
| Expenditures | \$ 91,235,254 | \$ 96,699,151 | \$ 95,099,946 | \$ (1,599,205) | (1.7) % |
| Mandatory Transfers | 3,654,462 | 3,926,852 | 3,926,852 | | |
| Non-Mandatory Transfers | 6,054,233 | (3,641,887) | 1,161,168 | 4,803,055 | 131.9 % |
| Total Expenditures & Transfers | \$ 100,943,949 | \$ 96,984,116 | \$ 100,187,966 | \$ 3,203,850 | 3.3 % |
| Fund Balance Addition/(Reduction) | \$ (4,732,429) | | | | |

Space Institute
FY 2014 Proposed Budget Summary
 Unrestricted Current Funds Revenues, Expenditures, and Transfers

| | FY 2012 ACTUALS | FY 2013 PROBABLE | FY 2014 PROPOSED | CHANGE PROBABLE TO PROPOSED | |
|--|--------------------|---------------------|---------------------|--------------------------------|----------|
| | | | | AMOUNT | % |
| EDUCATIONAL AND GENERAL | | | | | |
| Revenues | | | | | |
| Tuition & Fees | \$ 1,403,680 | \$ 2,037,648 | \$ 1,653,900 | \$ (383,748) | (18.8) % |
| State Appropriations | 7,392,569 | 7,697,001 | 8,012,812 | 315,811 | 4.1 % |
| Grants & Contracts | 565,275 | 500,000 | 461,000 | (39,000) | (7.8) % |
| Sales & Service | 24,456 | 145,000 | 100,000 | (45,000) | (31.0) % |
| Other Sources | (2,381) | 2,000 | 17,000 | 15,000 | 750.0 % |
| Total Revenues | \$ 9,383,600 | \$ 10,381,649 | \$ 10,244,712 | \$ (136,937) | (1.3) % |
| Expenditures and Transfers | | | | | |
| Instruction | \$ 3,792,623 | \$ 4,759,047 | \$ 4,505,014 | \$ (254,033) | (5.3) % |
| Research | 1,395,846 | 1,601,164 | 1,319,539 | (281,625) | (17.6) % |
| Public Service | | | | | % |
| Academic Support | 350,410 | 306,967 | 338,177 | 31,210 | 10.2 % |
| Student Services | 51,564 | 46,047 | 73,821 | 27,774 | 60.3 % |
| Institutional Support | 1,416,708 | 1,492,281 | 1,497,365 | 5,084 | 0.3 % |
| Op/Maint Physical Plant | 1,808,480 | 1,839,656 | 2,002,560 | 162,904 | 8.9 % |
| Scholarships & Fellowships | 297,310 | 172,890 | 272,664 | 99,774 | 57.7 % |
| Sub-total Expenditures | \$ 9,112,940 | \$ 10,218,052 | \$ 10,009,140 | \$ (208,912) | (2.0) % |
| Mandatory Transfers | | | | | % |
| Non Mandatory Transfers | 314,784 | 163,597 | 235,572 | 71,975 | 44.0 % |
| Total Expenditures & Transfers | \$ 9,427,724 | \$ 10,381,649 | \$ 10,244,712 | \$ (136,937) | (1.3) % |
| Fund Balance Addition/(Reduction) | \$ (44,124) | | | | |
| AUXILIARIES | | | | | |
| Revenues | \$ 159,336 | \$ 175,500 | \$ 197,000 | \$ 21,500 | 12.3 % |
| Expenditures and Transfers | | | | | |
| Expenditures | 370,711 | 280,927 | 254,110 | (26,817) | (9.5) % |
| Mandatory Transfers | | | | | % |
| Non-Mandatory Transfers | (213,190) | (105,427) | (57,110) | 48,317 | 45.8 % |
| Total Expenditures & Transfers | \$ 157,521 | \$ 175,500 | \$ 197,000 | \$ 21,500 | 12.3 % |
| Fund Balance Addition/(Reduction) | \$ 1,815 | | | | |
| TOTALS | | | | | |
| Revenues | \$ 9,542,935 | \$ 10,557,149 | \$ 10,441,712 | \$ (115,437) | (1.1) % |
| Expenditures and Transfers | | | | | |
| Expenditures | \$ 9,483,650 | \$ 10,498,979 | \$ 10,263,250 | \$ (235,729) | (2.2) % |
| Mandatory Transfers | | | | | % |
| Non-Mandatory Transfers | 101,594 | 58,170 | 178,462 | 120,292 | 206.8 % |
| Total Expenditures & Transfers | \$ 9,585,244 | \$ 10,557,149 | \$ 10,441,712 | \$ (115,437) | (1.1) % |
| Fund Balance Addition/(Reduction) | \$ (42,309) | | | | |

Health Science Center Total
FY 2014 Proposed Budget Summary
 Unrestricted Current Funds Revenues, Expenditures, and Transfers

| | FY 2012 ACTUALS | FY 2013 PROBABLE | FY 2014 PROPOSED | CHANGE PROBABLE TO PROPOSED AMOUNT | % |
|--|--------------------|---------------------|---------------------|--|----------|
| EDUCATIONAL AND GENERAL | | | | | |
| Revenues | | | | | |
| Tuition & Fees | \$ 68,259,251 | \$ 70,120,517 | \$ 73,162,504 | \$ 3,041,987 | 4.3 % |
| State Appropriations | 118,311,558 | 122,200,000 | 132,583,751 | 10,383,751 | 8.5 % |
| Grants & Contracts | 15,304,097 | 14,510,090 | 15,169,783 | 659,693 | 4.5 % |
| Sales & Service | 19,075,020 | 18,944,151 | 18,593,459 | (350,692) | (1.9) % |
| Other Sources | 2,620,905 | 3,388,469 | 2,915,748 | (472,721) | (14.0) % |
| Total Revenues | \$ 223,570,831 | \$ 229,163,227 | \$ 242,425,245 | \$ 13,262,018 | 5.8 % |
| Expenditures and Transfers | | | | | |
| Instruction | \$ 106,677,170 | \$ 125,324,287 | \$ 130,104,258 | \$ 4,779,971 | 3.8 % |
| Research | 8,789,093 | 10,531,440 | 6,259,576 | (4,271,864) | (40.6) % |
| Public Service | 25,601 | 40,265 | 35,029 | (5,236) | (13.0) % |
| Academic Support | 35,658,551 | 43,280,438 | 36,588,125 | (6,692,313) | (15.5) % |
| Student Services | 4,533,435 | 5,361,080 | 5,427,415 | 66,335 | 1.2 % |
| Institutional Support | 19,292,793 | 23,925,731 | 21,966,537 | (1,959,194) | (8.2) % |
| Op/Maint Physical Plant | 28,679,421 | 25,691,583 | 26,098,928 | 407,345 | 1.6 % |
| Scholarships & Fellowships | 8,429,381 | 8,905,989 | 8,849,881 | (56,108) | (0.6) % |
| Sub-total Expenditures | \$ 212,085,445 | \$ 243,060,813 | \$ 235,329,749 | \$ (7,731,064) | (3.2) % |
| Mandatory Transfers | 4,007,978 | 4,022,338 | 4,023,596 | 1,258 | |
| Non Mandatory Transfers | 9,932,879 | 2,976,157 | 3,071,900 | 95,743 | 3.2 % |
| Total Expenditures & Transfers | \$ 226,026,302 | \$ 250,059,308 | \$ 242,425,245 | \$ (7,634,063) | (3.1) % |
| Fund Balance Addition/(Reduction) | \$ (2,455,472) | \$ (20,896,081) | | | |
| AUXILIARIES | | | | | |
| Revenues | \$ 2,608,424 | \$ 2,836,423 | \$ 1,826,156 | \$ (1,010,267) | (35.6) % |
| Expenditures and Transfers | | | | | |
| Expenditures | 2,447,977 | 2,493,063 | 1,512,070 | (980,993) | (39.3) % |
| Mandatory Transfers | 244,364 | 343,360 | 314,086 | (29,274) | (8.5) % |
| Non-Mandatory Transfers | (94,556) | | | | % |
| Total Expenditures & Transfers | \$ 2,597,785 | \$ 2,836,423 | \$ 1,826,156 | \$ (1,010,267) | (35.6) % |
| Fund Balance Addition/(Reduction) | \$ 10,639 | | | | |
| TOTALS | | | | | |
| Revenues | \$ 226,179,255 | \$ 231,999,650 | \$ 244,251,401 | \$ 12,251,751 | 5.3 % |
| Expenditures and Transfers | | | | | |
| Expenditures | \$ 214,533,422 | \$ 245,553,876 | \$ 236,841,819 | \$ (8,712,057) | (3.5) % |
| Mandatory Transfers | 4,252,342 | 4,365,698 | 4,337,682 | (28,016) | (0.6) % |
| Non-Mandatory Transfers | 9,838,323 | 2,976,157 | 3,071,900 | 95,743 | 3.2 % |
| Total Expenditures & Transfers | \$ 228,624,087 | \$ 252,895,731 | \$ 244,251,401 | \$ (8,644,330) | (3.4) % |
| Fund Balance Addition/(Reduction) | \$ (2,444,833) | \$ (20,896,081) | | | |

Health Science Center - Memphis Other Specialized Units**FY 2014 Proposed Budget Summary****Unrestricted Current Funds Revenues, Expenditures, and Transfers**

| | FY 2012 ACTUALS | FY 2013 PROBABLE | FY 2014 PROPOSED | CHANGE PROBABLE TO PROPOSED AMOUNT | % |
|--|--------------------|---------------------|---------------------|--|-----------|
| EDUCATIONAL AND GENERAL | | | | | |
| Revenues | | | | | |
| Tuition & Fees | \$ 47,108,691 | \$ 46,877,817 | \$ 47,919,204 | \$ 1,041,387 | 2.2 % |
| State Appropriations | 64,831,856 | 67,383,500 | 74,840,051 | 7,456,551 | 11.1 % |
| Grants & Contracts | 14,474,626 | 12,434,580 | 12,959,580 | 525,000 | 4.2 % |
| Sales & Service | 7,670,876 | 7,666,410 | 6,813,586 | (852,824) | (11.1) % |
| Other Sources | 2,165,951 | 2,886,469 | 2,363,748 | (522,721) | (18.1) % |
| Total Revenues | \$ 136,252,000 | \$ 137,248,776 | \$ 144,896,169 | \$ 7,647,393 | 5.6 % |
| Expenditures and Transfers | | | | | |
| Instruction | \$ 39,499,761 | \$ 49,338,354 | \$ 50,387,472 | \$ 1,049,118 | 2.1 % |
| Research | 5,026,193 | 6,193,933 | 5,569,176 | (624,757) | (10.1) % |
| Public Service | | 25,000 | 25,000 | - | - % |
| Academic Support | 31,717,880 | 37,166,203 | 32,109,966 | (5,056,237) | (13.6) % |
| Student Services | 4,080,214 | 4,588,091 | 4,672,580 | 84,489 | 1.8 % |
| Institutional Support | 18,509,172 | 21,312,647 | 21,629,843 | 317,196 | 1.5 % |
| Op/Maint Physical Plant | 27,938,988 | 25,412,159 | 25,896,222 | 484,063 | 1.9 % |
| Scholarships & Fellowships | 6,597,856 | 6,728,185 | 6,858,881 | 130,696 | 1.9 % |
| Sub-total Expenditures | \$ 133,370,064 | \$ 150,764,572 | \$ 147,149,140 | \$ (3,615,432) | (2.4) % |
| Mandatory Transfers | 3,907,535 | 3,922,942 | 3,924,077 | 1,135 | |
| Non Mandatory Transfers | 2,009,599 | 2,515,862 | (6,177,048) | (8,692,910) | (345.5) % |
| Total Expenditures & Transfers | \$ 139,287,198 | \$ 157,203,376 | \$ 144,896,169 | \$ (12,307,207) | (7.8) % |
| Fund Balance Addition/(Reduction) | \$ (3,035,198) | \$ (19,954,600) | | | |
| AUXILIARIES | | | | | |
| Revenues | \$ 2,608,424 | \$ 2,836,423 | \$ 1,826,156 | \$ (1,010,267) | (35.6) % |
| Expenditures and Transfers | | | | | |
| Expenditures | 2,447,977 | 2,493,063 | 1,512,070 | (980,993) | (39.3) % |
| Mandatory Transfers | 244,364 | 343,360 | 314,086 | (29,274) | (8.5) % |
| Non-Mandatory Transfers | (94,556) | | | | % |
| Total Expenditures & Transfers | \$ 2,597,785 | \$ 2,836,423 | \$ 1,826,156 | \$ (1,010,267) | (35.6) % |
| Fund Balance Addition/(Reduction) | \$ 10,639 | | | | |
| TOTALS | | | | | |
| Revenues | \$ 138,860,424 | \$ 140,085,199 | \$ 146,722,325 | \$ 6,637,126 | 4.7 % |
| Expenditures and Transfers | | | | | |
| Expenditures | \$ 135,818,041 | \$ 153,257,635 | \$ 148,661,210 | \$ (4,596,425) | (3.0) % |
| Mandatory Transfers | 4,151,899 | 4,266,302 | 4,238,163 | (28,139) | (0.7) % |
| Non-Mandatory Transfers | 1,915,043 | 2,515,862 | (6,177,048) | (8,692,910) | (345.5) % |
| Total Expenditures & Transfers | \$ 141,884,983 | \$ 160,039,799 | \$ 146,722,325 | \$ (13,317,474) | (8.3) % |
| Fund Balance Addition/(Reduction) | \$ (3,024,559) | \$ (19,954,600) | | | |

Health Science Center - College of Medicine**FY 2014 Proposed Budget Summary****Unrestricted Current Funds Revenues, Expenditures, and Transfers**

| | FY 2012 ACTUALS | FY 2013 PROBABLE | FY 2014 PROPOSED | CHANGE PROBABLE TO PROPOSED AMOUNT | % |
|--|----------------------|----------------------|----------------------|--|----------------|
| EDUCATIONAL AND GENERAL | | | | | |
| Revenues | | | | | |
| Tuition & Fees | \$ 21,150,560 | \$ 23,242,700 | \$ 25,243,300 | \$ 2,000,600 | 8.6 % |
| State Appropriations | 44,093,363 | 44,934,400 | 47,273,300 | 2,338,900 | 5.2 % |
| Grants & Contracts | 829,471 | 2,075,510 | 2,210,203 | 134,693 | 6.5 % |
| Sales & Service | 1,713,751 | 1,960,000 | 2,040,043 | 80,043 | 4.1 % |
| Other Sources | 120 | | | | % |
| Total Revenues | <u>\$ 67,787,266</u> | <u>\$ 72,212,610</u> | <u>\$ 76,766,846</u> | <u>\$ 4,554,236</u> | <u>6.3 %</u> |
| Expenditures and Transfers | | | | | |
| Instruction | \$ 49,042,084 | \$ 56,948,323 | \$ 59,660,275 | \$ 2,711,952 | 4.8 % |
| Research | 3,762,899 | 4,337,507 | 690,400 | (3,647,107) | (84.1) % |
| Public Service | 25,601 | 15,265 | 10,029 | (5,236) | (34.3) % |
| Academic Support | 3,940,671 | 6,114,235 | 4,478,159 | (1,636,076) | (26.8) % |
| Student Services | 453,221 | 772,989 | 754,835 | (18,154) | (2.3) % |
| Institutional Support | 540,399 | 1,530,524 | 97,400 | (1,433,124) | (93.6) % |
| Op/Maint Physical Plant | 545,129 | 70,209 | | (70,209) | (100.0) % |
| Scholarships & Fellowships | 1,831,525 | 2,177,804 | 1,991,000 | (186,804) | (8.6) % |
| Sub-total Expenditures | <u>\$ 60,141,530</u> | <u>\$ 71,966,856</u> | <u>\$ 67,682,098</u> | <u>\$ (4,284,758)</u> | <u>(6.0) %</u> |
| Mandatory Transfers | | | | | |
| Non Mandatory Transfers | 7,615,657 | 245,754 | 9,084,748 | 8,838,994 | 3,596.7 % |
| Total Expenditures & Transfers | <u>\$ 67,757,187</u> | <u>\$ 72,212,610</u> | <u>\$ 76,766,846</u> | <u>\$ 4,554,236</u> | <u>6.3 %</u> |
| Fund Balance Addition/(Reduction) | <u>\$ 30,079</u> | | | | |

Health Science Center - Family Medical Units**FY 2014 Proposed Budget Summary****Unrestricted Current Funds Revenues, Expenditures, and Transfers**

| | FY 2012 ACTUALS | FY 2013 PROBABLE | FY 2014 PROPOSED | CHANGE PROBABLE TO PROPOSED AMOUNT | % |
|--|----------------------|----------------------|----------------------|--|--------------|
| EDUCATIONAL AND GENERAL | | | | | |
| Revenues | | | | | |
| Tuition & Fees | | | | | |
| State Appropriations | \$ 9,386,338 | \$ 9,882,100 | \$ 10,470,400 | \$ 588,300 | 6.0 % |
| Grants & Contracts | | | | | |
| Sales & Service | 9,690,393 | 9,317,741 | 9,739,830 | 422,089 | 4.5 % |
| Other Sources | 454,834 | 502,000 | 552,000 | 50,000 | 10.0 % |
| Total Revenues | <u>\$ 19,531,565</u> | <u>\$ 19,701,841</u> | <u>\$ 20,762,230</u> | <u>\$ 1,060,389</u> | <u>5.4 %</u> |
| Expenditures and Transfers | | | | | |
| Instruction | \$ 18,135,325 | \$ 19,037,610 | \$ 20,056,511 | \$ 1,018,901 | 5.4 % |
| Research | | | | | |
| Public Service | | | | | |
| Academic Support | | | | | |
| Student Services | | | | | |
| Institutional Support | 243,222 | 1,082,560 | 239,294 | (843,266) | (77.9) % |
| Op/Maint Physical Plant | 195,305 | 209,215 | 202,706 | (6,509) | (3.1) % |
| Scholarships & Fellowships | | | | | |
| Sub-total Expenditures | <u>\$ 18,573,852</u> | <u>\$ 20,329,385</u> | <u>\$ 20,498,511</u> | <u>\$ 169,126</u> | <u>0.8 %</u> |
| Mandatory Transfers | 100,443 | 99,396 | 99,519 | 123 | 0.1 % |
| Non Mandatory Transfers | 307,623 | 214,541 | 164,200 | (50,341) | (23.5) % |
| Total Expenditures & Transfers | <u>\$ 18,981,918</u> | <u>\$ 20,643,322</u> | <u>\$ 20,762,230</u> | <u>\$ 118,908</u> | <u>0.6 %</u> |
| Fund Balance Addition/(Reduction) | <u>\$ 549,647</u> | <u>\$ (941,481)</u> | | | |

Agricultural Units Total**FY 2014 Proposed Budget Summary****Unrestricted Current Funds Revenues, Expenditures, and Transfers**

| | FY 2012 ACTUALS | FY 2013 PROBABLE | FY 2014 PROPOSED | CHANGE PROBABLE TO PROPOSED | |
|--|--------------------|---------------------|---------------------|--------------------------------|----------|
| | | | | AMOUNT | % |
| EDUCATIONAL AND GENERAL | | | | | |
| Revenues | | | | | |
| Tuition & Fees | \$ 10,871,315 | \$ 10,343,514 | \$ 11,088,180 | \$ 744,666 | 7.2 % |
| State Appropriations | 66,317,743 | 69,781,361 | 73,422,207 | 3,529,030 | 5.2 % |
| Grants & Contracts | 4,433,153 | 4,280,794 | 4,427,794 | 147,000 | 3.4 % |
| Sales & Service | 18,417,577 | 18,898,256 | 19,441,560 | 543,304 | 2.9 % |
| Other Sources | 15,462,660 | 14,868,033 | 14,846,878 | (21,155) | (0.1) % |
| Total Revenues | \$ 115,502,448 | \$ 118,171,958 | \$ 123,226,619 | \$ 4,942,845 | 4.3 % |
| Expenditures and Transfers | | | | | |
| Instruction | \$ 24,964,213 | \$ 27,766,019 | \$ 30,940,258 | \$ 3,174,239 | 11.4 % |
| Research | 36,495,440 | 43,061,862 | 38,664,336 | (4,397,526) | (10.2) % |
| Public Service | 37,619,941 | 49,014,862 | 42,825,553 | (6,189,309) | (12.6) % |
| Academic Support | 6,442,899 | 7,327,527 | 7,209,925 | (117,602) | (1.6) % |
| Student Services | | | | | % |
| Institutional Support | 2,285,454 | 2,301,289 | 2,539,805 | 238,516 | 10.4 % |
| Op/Maint Physical Plant | 3,032,622 | 3,536,665 | 3,338,267 | (198,398) | (5.6) % |
| Scholarships & Fellowships | | 100,323 | 39,058 | (61,265) | (61.1) % |
| Sub-total Expenditures | \$ 110,840,569 | \$ 133,108,547 | \$ 125,557,202 | \$ (7,551,345) | (5.7) % |
| Mandatory Transfers | - | | | | % |
| Non Mandatory Transfers | 6,978,586 | (4,722,097) | 1,075,914 | 5,798,011 | 122.8 % |
| Total Expenditures & Transfers | \$ 117,819,155 | \$ 128,386,450 | \$ 126,633,116 | \$ (1,753,334) | (1.4) % |
| Fund Balance Addition/(Reduction) | \$ (2,316,706) | \$ (10,214,492) | \$ (3,406,497) | | |

Agricultural Experiment Station**FY 2014 Proposed Budget Summary****Unrestricted Current Funds Revenues, Expenditures, and Transfers**

| | FY 2012 ACTUALS | FY 2013 PROBABLE | FY 2014 PROPOSED | CHANGE PROBABLE TO PROPOSED | |
|--|----------------------|----------------------|----------------------|--------------------------------|-----------------|
| | | | | AMOUNT | % |
| EDUCATIONAL AND GENERAL | | | | | |
| Revenues | | | | | |
| Tuition & Fees | | | | | |
| State Appropriations | \$ 23,333,760 | \$ 24,480,573 | \$ 25,612,386 | \$ 1,131,813 | 4.6 % |
| Grants & Contracts | 2,695,499 | 2,570,000 | 2,720,000 | 150,000 | 5.8 % |
| Sales & Service | 3,711,459 | 3,360,984 | 3,227,443 | (133,541) | (4.0) % |
| Other Sources | 5,208,672 | 6,155,953 | 6,152,876 | (3,077) | - % |
| Total Revenues | <u>\$ 34,949,391</u> | <u>\$ 36,567,510</u> | <u>\$ 37,712,705</u> | <u>\$ 1,145,195</u> | <u>3.1 %</u> |
| Expenditures and Transfers | | | | | |
| Instruction | | | | | |
| Research | \$ 32,553,354 | \$ 39,145,074 | \$ 34,265,427 | \$ (4,879,647) | (12.5) % |
| Public Service | 3,030 | | | | |
| Academic Support | 1,436,026 | 1,413,585 | 1,445,992 | 32,407 | 2.3 % |
| Student Services | | | | | |
| Institutional Support | 882,599 | 1,068,070 | 1,079,946 | 11,876 | 1.1 % |
| Op/Maint Physical Plant | 515,067 | 442,540 | 442,540 | | |
| Scholarships & Fellowships | | | | | |
| Sub-total Expenditures | <u>\$ 35,390,075</u> | <u>\$ 42,069,269</u> | <u>\$ 37,233,905</u> | <u>\$ (4,835,364)</u> | <u>(11.5) %</u> |
| Mandatory Transfers | | | | | |
| Non Mandatory Transfers | (504,991) | (5,501,759) | 478,800 | 5,980,559 | 108.7 % |
| Total Expenditures & Transfers | <u>\$ 34,885,084</u> | <u>\$ 36,567,510</u> | <u>\$ 37,712,705</u> | <u>\$ 1,145,195</u> | <u>3.1 %</u> |
| Fund Balance Addition/(Reduction) | <u>\$ 64,307</u> | | | | |

UT Extension
FY 2014 Proposed Budget Summary
 Unrestricted Current Funds Revenues, Expenditures, and Transfers

| | FY 2012 ACTUALS | FY 2013 PROBABLE | FY 2014 PROPOSED | CHANGE PROBABLE TO PROPOSED AMOUNT | % |
|--|-----------------------|-----------------------|----------------------|--|-----------------|
| EDUCATIONAL AND GENERAL | | | | | |
| Revenues | | | | | |
| Tuition & Fees | | | | | |
| State Appropriations | \$ 28,160,380 | \$ 29,580,016 | \$ 31,013,967 | \$ 1,322,135 | 4.8 % |
| Grants & Contracts | 604,333 | 533,000 | 530,000 | (3,000) | (0.6) % |
| Sales & Service | 3,943,669 | 4,032,200 | 4,509,045 | 476,845 | 11.8 % |
| Other Sources | 10,041,704 | 8,493,056 | 8,489,056 | (4,000) | - |
| Total Revenues | <u>\$ 42,750,086</u> | <u>\$ 42,638,272</u> | <u>\$ 44,542,068</u> | <u>\$ 1,791,980</u> | <u>4.5 %</u> |
| Expenditures and Transfers | | | | | |
| Instruction | | | | | |
| Research | | | | | |
| Public Service | \$ 37,504,306 | \$ 48,936,389 | \$ 42,747,080 | \$ (6,189,309) | (12.6) % |
| Academic Support | 717,861 | 803,518 | 771,471 | (32,047) | (4.0) % |
| Student Services | | | | | |
| Institutional Support | 716,733 | 593,489 | 681,965 | 88,476 | 14.9 % |
| Op/Maint Physical Plant | | | | | |
| Scholarships & Fellowships | | | | | |
| Sub-total Expenditures | <u>\$ 38,938,900</u> | <u>\$ 50,333,396</u> | <u>\$ 44,200,516</u> | <u>\$ (6,132,880)</u> | <u>(12.2) %</u> |
| Mandatory Transfers | | | | | |
| Non Mandatory Transfers | 6,390,145 | 741,223 | 459,300 | (281,923) | (38.0) % |
| Total Expenditures & Transfers | <u>\$ 45,329,045</u> | <u>\$ 51,074,619</u> | <u>\$ 44,659,816</u> | <u>\$ (6,414,803)</u> | <u>(12.6) %</u> |
| Fund Balance Addition/(Reduction) | <u>\$ (2,578,959)</u> | <u>\$ (8,436,347)</u> | <u>\$ (117,748)</u> | | |

College of Veterinary Medicine**FY 2014 Proposed Budget Summary****Unrestricted Current Funds Revenues, Expenditures, and Transfers**

| | FY 2012 ACTUALS | FY 2013 PROBABLE | FY 2014 PROPOSED | CHANGE PROBABLE TO PROPOSED | |
|--|--------------------|---------------------|---------------------|--------------------------------|----------|
| | | | | AMOUNT | % |
| EDUCATIONAL AND GENERAL | | | | | |
| Revenues | | | | | |
| Tuition & Fees | \$ 10,871,315 | \$ 10,343,514 | \$ 11,088,180 | \$ 744,666 | 7.2 % |
| State Appropriations | 14,823,603 | 15,720,772 | 16,795,854 | 1,075,082 | 6.8 % |
| Grants & Contracts | 1,133,321 | 1,177,794 | 1,177,794 | | |
| Sales & Service | 10,762,449 | 11,505,072 | 11,705,072 | 200,000 | 1.7 % |
| Other Sources | 212,284 | 219,024 | 204,946 | (14,078) | (6.4) % |
| Total Revenues | \$ 37,802,972 | \$ 38,966,176 | \$ 40,971,846 | \$ 2,005,670 | 5.1 % |
| Expenditures and Transfers | | | | | |
| Instruction | \$ 24,964,213 | \$ 27,766,019 | \$ 30,940,258 | \$ 3,174,239 | 11.4 % |
| Research | 3,942,086 | 3,916,788 | 4,398,909 | 482,121 | 12.3 % |
| Public Service | 112,605 | 78,473 | 78,473 | | |
| Academic Support | 4,289,012 | 5,110,424 | 4,992,462 | (117,962) | (2.3) % |
| Student Services | | | | | % |
| Institutional Support | 686,122 | 639,730 | 777,894 | 138,164 | 21.6 % |
| Op/Maint Physical Plant | 2,517,555 | 3,094,125 | 2,895,727 | (198,398) | (6.4) % |
| Scholarships & Fellowships | | 100,323 | 39,058 | (61,265) | (61.1) % |
| Sub-total Expenditures | \$ 36,511,593 | \$ 40,705,882 | \$ 44,122,781 | \$ 3,416,899 | 8.4 % |
| Mandatory Transfers | 0 | | | | % |
| Non Mandatory Transfers | 1,093,432 | 38,439 | 137,814 | 99,375 | 258.5 % |
| Total Expenditures & Transfers | \$ 37,605,025 | \$ 40,744,321 | \$ 44,260,595 | \$ 3,516,274 | 8.6 % |
| Fund Balance Addition/(Reduction) | \$ 197,946 | \$ (1,778,145) | \$ (3,288,749) | | |

Public Service Units Total**FY 2014 Proposed Budget Summary****Unrestricted Current Funds Revenues, Expenditures, and Transfers**

| | FY 2012 ACTUALS | FY 2013 PROBABLE | FY 2014 PROPOSED | CHANGE PROBABLE TO PROPOSED | |
|--|--------------------|---------------------|---------------------|--------------------------------|---------|
| | | | | AMOUNT | % |
| EDUCATIONAL AND GENERAL | | | | | |
| Revenues | | | | | |
| Tuition & Fees | | | | | % |
| State Appropriations | \$ 8,474,852 | \$ 9,447,397 | \$ 9,900,224 | \$ 452,827 | 4.8 % |
| Grants & Contracts | 459,960 | 355,849 | 278,221 | (77,628) | -21.8 % |
| Sales & Service | | | | | % |
| Other Sources | 6,597,550 | 6,782,697 | 6,645,974 | (136,723) | -2 % |
| Total Revenues | \$ 15,532,363 | \$ 16,585,943 | \$ 16,824,419 | \$ 238,476 | 1.4 % |
| Expenditures and Transfers | | | | | |
| Instruction | | | | | % |
| Research | | | | | % |
| Public Service | \$ 13,391,506 | \$ 14,279,765 | \$ 15,250,447 | \$ 970,682 | 6.8 % |
| Academic Support | 243,271 | 262,729 | 307,344 | 44,615 | 17 % |
| Student Services | | | | | % |
| Institutional Support | 960,535 | 1,108,725 | 1,153,803 | 45,078 | 4.1 % |
| Op/Maint Physical Plant | | | | | % |
| Scholarships & Fellowships | | | | | % |
| Sub-total Expenditures | \$ 14,595,312 | \$ 15,651,219 | \$ 16,711,594 | \$ 1,060,375 | 6.8 % |
| Mandatory Transfers | | | | | % |
| Non Mandatory Transfers | 709,928 | 992,282 | 301,092 | (691,190) | -69.7 % |
| Total Expenditures & Transfers | \$ 15,305,240 | \$ 16,643,501 | \$ 17,012,686 | \$ 369,185 | 2.2 % |
| Fund Balance Addition/(Reduction) | \$ 227,122 | \$ (57,558) | \$ (188,267) | | |

Institute for Public Service
FY 2014 Proposed Budget Summary
 Unrestricted Current Funds Revenues, Expenditures, and Transfers

| | FY 2012 ACTUALS | FY 2013 PROBABLE | FY 2014 PROPOSED | CHANGE PROBABLE TO PROPOSED AMOUNT | % |
|--|---------------------|---------------------|---------------------|--|----------------|
| EDUCATIONAL AND GENERAL | | | | | |
| Revenues | | | | | |
| Tuition & Fees | | | | | |
| State Appropriations | \$ 4,368,582 | \$ 5,058,459 | \$ 5,250,298 | \$ 191,839 | 3.8 % |
| Grants & Contracts | 407,258 | 355,849 | 272,806 | (83,043) | (23.3) % |
| Sales & Service | | | | | |
| Other Sources | 537,727 | 718,525 | 520,950 | (197,575) | (27.5) % |
| Total Revenues | <u>\$ 5,313,568</u> | <u>\$ 6,132,833</u> | <u>\$ 6,044,054</u> | <u>\$ (88,779)</u> | <u>(1.4) %</u> |
| Expenditures and Transfers | | | | | |
| Instruction | | | | | |
| Research | | | | | |
| Public Service | \$ 3,741,974 | \$ 4,297,690 | \$ 4,394,400 | \$ 96,710 | 2.3 % |
| Academic Support | | | | | |
| Student Services | | | | | |
| Institutional Support | 951,866 | 1,092,390 | 1,137,468 | 45,078 | 4.1 % |
| Op/Maint Physical Plant | | | | | |
| Scholarships & Fellowships | | | | | |
| Sub-total Expenditures | <u>\$ 4,693,840</u> | <u>\$ 5,390,080</u> | <u>\$ 5,531,868</u> | <u>\$ 141,788</u> | <u>2.6 %</u> |
| Mandatory Transfers | | | | | |
| Non Mandatory Transfers | 523,696 | 710,425 | 509,542 | (200,883) | (28.3) % |
| Total Expenditures & Transfers | <u>\$ 5,217,536</u> | <u>\$ 6,100,505</u> | <u>\$ 6,041,410</u> | <u>\$ (59,095)</u> | <u>(1.0) %</u> |
| Fund Balance Addition/(Reduction) | <u>\$ 96,032</u> | <u>\$ 32,328</u> | <u>\$ 2,644</u> | | |

Municipal Technical Advisory Service**FY 2014 Proposed Budget Summary****Unrestricted Current Funds Revenues, Expenditures, and Transfers**

| | FY 2012 ACTUALS | FY 2013 PROBABLE | FY 2014 PROPOSED | CHANGE PROBABLE TO PROPOSED | |
|--|---------------------|---------------------|---------------------|--------------------------------|---------------|
| | | | | AMOUNT | % |
| EDUCATIONAL AND GENERAL | | | | | |
| Revenues | | | | | |
| Tuition & Fees | | | | | |
| State Appropriations | \$ 2,571,285 | \$ 2,737,969 | \$ 2,892,013 | \$ 154,044 | 5.6 % |
| Grants & Contracts | 15,294 | - | 5,415 | 5,415 | 100.0 % |
| Sales & Service | | | | | |
| Other Sources | 2,936,223 | 2,976,275 | 3,035,877 | 59,602 | 2.0 % |
| Total Revenues | <u>\$ 5,522,802</u> | <u>\$ 5,714,244</u> | <u>\$ 5,933,305</u> | <u>\$ 219,061</u> | <u>3.8 %</u> |
| Expenditures and Transfers | | | | | |
| Instruction | | | | | |
| Research | | | | | |
| Public Service | \$ 5,061,555 | \$ 5,162,760 | \$ 5,949,941 | \$ 787,181 | 15.2 % |
| Academic Support | 243,271 | 262,729 | 307,344 | 44,615 | 17.0 % |
| Student Services | | | | | |
| Institutional Support | 5,548 | 8,500 | 8,500 | | |
| Op/Maint Physical Plant | | | | | |
| Scholarships & Fellowships | | | | | |
| Sub-total Expenditures | <u>\$ 5,310,374</u> | <u>\$ 5,433,989</u> | <u>\$ 6,265,785</u> | <u>\$ 831,796</u> | <u>15.3 %</u> |
| Mandatory Transfers | | | | | |
| Non Mandatory Transfers | 189,863 | 390,775 | (186,127) | (576,902) | (147.6) % |
| Total Expenditures & Transfers | <u>\$ 5,500,237</u> | <u>\$ 5,824,764</u> | <u>\$ 6,079,658</u> | <u>\$ 254,894</u> | <u>4.4 %</u> |
| Fund Balance Addition/(Reduction) | <u>\$ 22,565</u> | <u>\$ (110,520)</u> | <u>\$ (146,353)</u> | | |

County Technical Assistance Service**FY 2014 Proposed Budget Summary****Unrestricted Current Funds Revenues, Expenditures, and Transfers**

| | FY 2012 ACTUALS | FY 2013 PROBABLE | FY 2014 PROPOSED | CHANGE PROBABLE TO PROPOSED | |
|--|---------------------|---------------------|---------------------|--------------------------------|--------------|
| | | | | AMOUNT | % |
| EDUCATIONAL AND GENERAL | | | | | |
| Revenues | | | | | |
| Tuition & Fees | | | | | |
| State Appropriations | \$ 1,534,985 | \$ 1,650,969 | \$ 1,757,913 | \$ 106,944 | 6.5 % |
| Grants & Contracts | 37,408 | | | | |
| Sales & Service | | | | | |
| Other Sources | 3,123,600 | 3,087,897 | 3,089,147 | 1,250 | - % |
| Total Revenues | <u>4,695,993</u> | <u>4,738,866</u> | <u>4,847,060</u> | <u>108,194</u> | <u>2.3 %</u> |
| Expenditures and Transfers | | | | | |
| Instruction | | | | | |
| Research | | | | | |
| Public Service | \$ 4,587,977 | \$ 4,819,315 | \$ 4,906,106 | \$ 86,791 | 1.8 % |
| Academic Support | | | | | |
| Student Services | | | | | |
| Institutional Support | 3,121 | 7,835 | 7,835 | | |
| Op/Maint Physical Plant | | | | | |
| Scholarships & Fellowships | | | | | |
| Sub-total Expenditures | <u>\$ 4,591,098</u> | <u>\$ 4,827,150</u> | <u>\$ 4,913,941</u> | <u>\$ 86,791</u> | <u>1.8 %</u> |
| Mandatory Transfers | | | | | |
| Non Mandatory Transfers | (3,631) | (108,918) | (22,323) | 86,595 | 79.5 % |
| Total Expenditures & Transfers | <u>\$ 4,587,467</u> | <u>\$ 4,718,232</u> | <u>\$ 4,891,618</u> | <u>\$ 173,386</u> | <u>3.7 %</u> |
| Fund Balance Addition/(Reduction) | <u>\$ 108,526</u> | <u>\$ 20,634</u> | <u>\$ (44,558)</u> | | |

University-Wide Administration**FY 2014 Proposed Budget Summary****Unrestricted Current Funds Revenues, Expenditures, and Transfers**

| | FY 2012 ACTUALS | FY 2013 PROBABLE | FY 2014 PROPOSED | CHANGE PROBABLE TO PROPOSED | |
|--|-----------------------|----------------------|----------------------|--------------------------------|--------------|
| | | | | AMOUNT | % |
| EDUCATIONAL AND GENERAL | | | | | |
| Revenues | | | | | |
| Tuition & Fees | | | | | |
| State Appropriations | \$ 4,614,770 | \$ 4,571,278 | \$ 4,724,238 | \$ 152,960 | 3.3 % |
| Grants & Contracts | | | | | |
| Sales & Service | | | | | |
| Other Sources | 17,969,366 | 15,555,000 | 16,362,500 | 807,500 | 5.2 % |
| Total Revenues | <u>\$ 22,584,136</u> | <u>\$ 20,126,278</u> | <u>\$ 21,086,738</u> | <u>\$ 960,460</u> | <u>4.8 %</u> |
| Expenditures and Transfers | | | | | |
| Instruction | | | | | |
| Research | \$ 532,219 | | | | |
| Public Service | | | | | |
| Academic Support | | | | | |
| Student Services | | | | | |
| Institutional Support | 43,118,423 | \$ 45,168,797 | \$ 45,239,348 | \$ 70,551 | 0.2 % |
| Op/Maint Physical Plant | | | | | |
| Scholarships & Fellowships | | | | | |
| Sub-total Expenditures | <u>\$ 43,650,642</u> | <u>\$ 45,168,797</u> | <u>\$ 45,239,348</u> | <u>\$ 70,551</u> | <u>0.2 %</u> |
| Mandatory Transfers | 135,002 | | 135,000 | 135,000 | |
| Non Mandatory Transfers | (16,169,996) | (24,964,526) | (24,154,446) | 810,080 | 3.2 % |
| Total Expenditures & Transfers | <u>\$ 27,615,648</u> | <u>\$ 20,204,271</u> | <u>\$ 21,219,902</u> | <u>\$ 1,015,631</u> | <u>5.0 %</u> |
| Fund Balance Addition/(Reduction) | <u>\$ (5,031,513)</u> | <u>\$ (77,993)</u> | <u>\$ (133,164)</u> | | |

TUITION AND FEES

| SCHEDULE TITLE | PAGE NUMBER |
|--|-------------|
| Tuition and Fee Recommendations | 51 |
| Chattanooga | 56 |
| Knoxville | 57 |
| Knoxville College of Law | 58 |
| Martin | 59 |
| Space Institute | 60 |
| Health Science Center | 61 |
| Veterinary Medicine | 62 |
| Other Fees - Executive MBA Programs | 63 |
| Other Fees - Disabled/Elderly Persons | 63 |
| Programs & Services | 64 |
| Health Science Center Programs & Services and Other Fees | 65 |
| Online Fees | 66 |

THE UNIVERSITY OF TENNESSEE FY 2014 TUITION AND FEE RECOMMENDATIONS

OVERVIEW

The FY 2014 recommended tuition¹ and fee increases continue the effort to provide students a quality education while keeping the cost to students at a reasonable level. Revenues generated from the increases are used to fund:

- The portion of the 1.5% across-the-board salary increase that is not funded by state appropriations (formula units are required to pay 45% of the costs of the increase through tuition increases; the increase is fully funded for non-formula units)
- Market and merit salary adjustments to continue addressing compensation gaps identified in the recent compensation study
- Academic reinvestment in support of Knoxville's Top 25 implementation plan
- Academic promotions and new full-time faculty positions needed to catch up with recent enrollment growth and improve student success
- Scholarships and fellowships
- Faculty start-up commitments
- Operating increases including increases in utility costs; contractual service increases; and inflationary costs for campus facilities and library acquisitions
- Staff positions needed for campus support services

Anticipated new revenues from tuition and fee increases reported in this document do not include adjustments for related increases to scholarships and fellowships and anticipated enrollment changes.

RECOMMENDATION

The recommended tuition and fee increases and adjustments presented in the following pages include adjustments in tuition and in selected specialized campus fees students pay. The recommendation is based on considerable discussion with campus leadership and an analysis of expenditures funded at varying fee levels. The administration recommends approval of the proposed tuition and fee increases and adjustments. All other required tuition and fees are recommended for continuation at their current amounts.

¹ For the purposes of this document, tuition refers to both in-state maintenance fees and out-of-state tuition.

TUITION

FY 2014 RECOMMENDED PERCENT CHANGE

| <i>TUITION</i> | <i>In-State</i> | <i>Out-of-State</i> | <i>NEW REVENUES</i> |
|--|-----------------|---------------------|----------------------|
| Chattanooga - Undergraduate and Graduate | 6.0% | 6.0% | \$ 3,392,748 |
| Knoxville – Undergraduate and Graduate | 6.0% | 1.8 – 2.0% | 16,050,438 |
| College of Law | 6.0% | 2.7 % | 415,000 |
| Martin – Undergraduate and Graduate | 6.0% | 6.0 % | 2,916,654 |
| Space Institute | 6.0% | 2.0% | 101,760 |
| Health Science Center | | | |
| College of Medicine | 5.0% | 5.0% | 973,654 |
| College of Allied Health Sciences | 5.0% | 5.0% | 310,546 |
| College of Nursing - Undergraduate | NEW | NEW | 576,000 |
| College of Dentistry | 5.0% | 5.0% | 615,133 |
| College of Pharmacy | 2.5% | 0.0% | 274,695 |
| Graduate Health Sciences | 5.0% | 5.0% | 208,472 |
| College of Veterinary Medicine | 6.0% | 6.0% | 620,610 |
| TOTAL | | | \$ 26,455,710 |

In addition to changes in tuition, changes are recommended in the following campus specific fees:

CAMPUS SPECIFIC FEES

FY 2014 RECOMMENDED RATE INCREASE

| <i>CAMPUS</i> | <i>FEE</i> | <i>CURRENT ANNUAL RATE</i> | <i>PROPOSED ANNUAL RATE</i> | <i>CHANGE</i> | <i>NEW REVENUES</i> |
|--------------------|--|----------------------------|-----------------------------|---------------|---------------------|
| Chattanooga | Professional MBA (Online In-State) | \$ 0 | \$25,200 | NEW | \$ 1,512,000 |
| | Professional MBA (Online Out-of State) | 0 | 26,784 | NEW | 401,760 |
| Knoxville | Senior Executive MBA | 67,500 | 69,500 | 2,000 | 36,000 |
| | Aerospace Executive MBA | 62,000 | 64,000 | 2,000 | 52,000 |
| | Physician Executive MBA | 67,000 | 74,000 | 7,000 | 357,000 |
| | Global Supply Chain MBA | 75,000 | 82,500 | 7,500 | 127,500 |
| | Professional Executive MBA | 45,500 | 46,500 | 1,000 | 51,000 |
| | Nursing – Graduate Advisor Fee | 0 | 250 | NEW | 25,000 |
| | Law Library Fee (Over 3 year period) | 0 | 250 | NEW | 217,500 |
| | Program Service Fee – Capital Projects | 688 | 744 | 56 | 1,400,000 |
| Transportation Fee | 52 | 120 | 68 | 1,772,340 | |
| Martin | Facilities Fee | 50 | 150 | 100 | 650,000 |
| | Parking Fine Late Fee | 15 | 20 | 5 | 15,000 |
| TOTAL | | | | | \$ 6,617,100 |

PROPOSED USES OF NEW REVENUES

UT CHATTANOOGA

- Tuition – A 6.0% increase generates \$3.4 million in additional revenues. \$320,000 of the increase is used to fund the portion of the salary and wage increase that is not funded by state appropriations (formula units are required to cover 45% of the cost of the increase) and the market salary adjustments. \$1.7 million is allocated for faculty promotions, Occupational Therapy Doctorate Program Director, faculty hires for upper level courses and entry level courses due to enrollment growth and adjunct faculty replacement. The remaining revenues provide funding for increased operating costs and campus support services.
- Professional MBA Program (Online) - This is a new program. Fee revenues support faculty and staff time, technical support, program marketing costs, books, and materials. Fees for Professional MBA students are often paid by their employers. Proposed fees are as follows:

| PROGRAM (Online) | CURRENT FEE | PROPOSED FEE | CHANGE | EFFECTIVE DATE |
|---------------------------------|-------------|--------------|--------|----------------|
| Professional MBA (In-state) | \$ 0 | \$ 25,200 | NEW | January, 2014 |
| Professional MBA (Out-of-state) | \$ 0 | \$ 26,784 | NEW | January, 2014 |

UT KNOXVILLE

- Tuition – A 6.0% increase to in-state maintenance fees. Only the maintenance fee portion of out-of-state tuition is increased, resulting in a 1.8% increase for out-of-state undergraduates and a 2.0% increase for out-of-state graduate students.

The increases generate \$16.1 million in additional revenues. \$6.7 million is used for institutionally funded scholarships and graduate student fee waivers. \$6.2 million is allocated towards campus support services including \$4.8 million for Top 25 academic reinvestment plans and \$1.4 million tuition for summer school investment. The remaining funds are allocated to faculty startup commitments, career path funding, and contractual service increases.

- College of Law – A 6% increase to in-state maintenance fees. Only the maintenance fee portion of out-of-state tuition is increased, resulting in a 2.7% increase to total out-of-state tuition. The fee increase generates \$415,000 annually.
- Executive MBA Program - The Executive MBA programs are self-funded and their fee revenues support faculty and staff time, technical support, program marketing costs, books, materials, and travel cost for international experiences. Increases in these programs generate \$623,500.

UT MARTIN

- Tuition – A 6.0% increase generates \$2.9 million in additional revenues. \$823,000 is used to fund salary and wage increases. These increases include \$273,000 for the unfunded portion of the state 1.5% increase; \$450,000 for the compensation plan as recommended by the SIBSON study; and \$100,000 for other adjustments. \$750,000 is used for scholarships and fee waivers. \$498,000 is used for academic promotions, faculty and staff related to instruction, and the Parsons and Ripley Centers. \$258,000 is used to offset funding reductions due to the elimination of UTK athletics revenues, decrease in indirect cost recoveries, and decreases in

non-salary base state appropriations. The remainder of the increase is used for library inflation, contractual service increases, and other operating expenses.

- UT Online - Martin – The in-state course fee portion increases 6.0% per credit hour (PCH) for both undergraduate and graduate students. The online support fee remains unchanged at \$56. The new rates are as follows:

| | | COURSE FEE | SUPPORT FEE | TOTAL PCH RATE |
|---------------|--------------|------------|-------------|----------------|
| Undergraduate | In-State | \$264 | \$56 | \$320 |
| | Out-of-State | \$289 | \$56 | \$345 |
| Graduate | In-State | \$451 | \$56 | \$507 |
| | Out-of-State | \$497 | \$56 | \$553 |

UT SPACE INSTITUTE

- Tuition - A 6.0% increase to in-state maintenance fees only. Only the maintenance fee portion of out-of-state tuition is increased, resulting in a 2.0% increase for out-of-state students. The increase generates \$101,760 in additional revenues. These funds are allocated toward salary increases as a supplement to the 1.5% improvement from state appropriations.

UT HEALTH SCIENCE CENTER

The proposed 5% increase in tuition generates \$2.9 million in new fee revenues. \$1,875,000 will be used to increase salaries and wages beyond the 1.5% salary improvement from state appropriations. \$167,000 is allocated for scholarships and GRA fee waivers. In addition \$916,500 will be used to fund new faculty positions in Medicine, Nursing & Pharmacy. Detail by program is as follows:

- Medicine – A 5.0% increase generates \$973,654. The new fee revenues provide \$416,500 for new faculty members in Medicine. Other uses of the new fee revenues is support for a 1.5% salary improvement supplement fund.
- Allied Health Sciences – A general 5.0% increase generates \$310,546 in additional fee revenue. The new fee revenue will support a 1.5% salary improvement supplement fund. In addition, a new Physician’s Assistant Program will be starting during the fiscal year that will provide future increased revenues.
- Nursing – A new Bachelors of Nursing program is being established during this fiscal year which from approved applicants should generate around \$576,000 in additional fee revenue. This revenue will be used to support new Nursing Faculty. In addition the new fee revenues will provide support for a 1.5% salary improvement supplement fund.
- Dentistry – A 5.0% increase generates \$615,133. The new fee revenues are used to support a 1.5% salary improvement supplement fund.
- Pharmacy – A 2.5% increase generates \$274,695. The new fee revenues will be used to support new Pharmacy Faculty. In addition the new fee revenues will provide support for a 1.5% salary improvement supplement fund.
- Graduate Health Sciences – A 5.0% tuition increase generates \$208,472. The new fee revenues provide support for graduate research assistant tuition waivers and contribute to the 1.5% salary improvement supplement fund.

UT COLLEGE OF VETERINARY MEDICINE

- Tuition – A 6% increase generates \$620,610 in new revenues. \$ 668,206 is used for salary increases. The remaining funds are allocated to operating expense increases.

Chattanooga**FY 2013-14 Annual Tuition and Fees**

| | FY 2012-13 | FY 2013-14 | CHANGE | |
|------------------------|------------------|------------------|-----------------|-------------|
| | | | Amount | Percent |
| IN-STATE | | | | |
| Undergraduate | | | | |
| Tuition | \$ 5,722 | \$ 6,065 | \$ 343 | 6.0% |
| Other Fees: | | | | |
| Programs & Services * | \$ 590 | \$ 590 | | |
| Athletics | 480 | 480 | | |
| Green Fee | 20 | 20 | | |
| Technology | 200 | 200 | | |
| Library fee | 50 | 50 | | |
| Facilities | 100 | 100 | | |
| Facilities Match Fee | 50 | 50 | | |
| Total Other Fees | <u>\$ 1,490</u> | <u>\$ 1,490</u> | | |
| Total Tuition and Fees | <u>\$ 7,212</u> | <u>\$ 7,555</u> | <u>\$ 343</u> | <u>4.8%</u> |
| Graduate | | | | |
| Tuition | \$ 6,860 | \$ 7,272 | \$ 412 | 6.0% |
| Other Fees: | | | | |
| Programs & Services * | \$ 590 | \$ 590 | | |
| Athletics | 480 | 480 | | |
| Green Fee | 20 | 20 | | |
| Technology | 200 | 200 | | |
| Library fee | 50 | 50 | | |
| Facilities | 100 | 100 | | |
| Facilities Match Fee | 50 | 50 | | |
| Total Other Fees | <u>\$ 1,490</u> | <u>\$ 1,490</u> | | |
| Total Tuition and Fees | <u>\$ 8,350</u> | <u>\$ 8,762</u> | <u>\$ 412</u> | <u>4.9%</u> |
| OUT-OF-STATE | | | | |
| Undergraduate | | | | |
| Tuition | \$ 20,068 | \$ 21,272 | \$ 1,204 | 6.0% |
| Other Fees: | | | | |
| Programs & Services * | \$ 590 | \$ 590 | | |
| Athletics | 480 | 480 | | |
| Green Fee | 20 | 20 | | |
| Technology | 200 | 200 | | |
| Library Fee | 50 | 50 | | |
| Facilities | 100 | 100 | | |
| Facilities Match Fee | 50 | 50 | | |
| Total Other Fees | <u>\$ 1,490</u> | <u>\$ 1,490</u> | | |
| Total Tuition and Fees | <u>\$ 21,558</u> | <u>\$ 22,762</u> | <u>\$ 1,204</u> | <u>5.6%</u> |
| Graduate | | | | |
| Tuition | \$ 21,206 | \$ 22,477 | \$ 1,271 | 6.0% |
| Other Fees: | | | | |
| Programs & Services * | \$ 590 | \$ 590 | | |
| Athletics | 480 | 480 | | |
| Green Fee | 20 | 20 | | |
| Technology | 200 | 200 | | |
| Library Fee | 50 | 50 | | |
| Facilities | 100 | 100 | | |
| Facilities Match Fee | 50 | 50 | | |
| Total Other Fees | <u>\$ 1,490</u> | <u>\$ 1,490</u> | | |
| Total Tuition and Fees | <u>\$ 22,696</u> | <u>\$ 23,967</u> | <u>\$ 1,271</u> | <u>5.6%</u> |

* Annual Programs & Services Fees are listed on page 64.

University Fees are set by the Board of Trustees and are subject to change without notice

Knoxville

FY 2013-14 Annual Tuition and Fees

| | FY 2012-13 | FY 2013-14 | CHANGE | |
|-------------------------|------------|------------|--------|---------|
| | | | Amount | Percent |
| IN-STATE | | | | |
| Undergraduate | | | | |
| Tuition * | \$ 7,802 | \$ 8,270 | \$ 468 | 6.0% |
| Other Fees: | | | | |
| Programs & Services ** | \$ 688 | \$ 744 | \$ 56 | 8.1% |
| Technology | 200 | 200 | | |
| Facilities | 320 | 320 | | 0.0% |
| Transportation | 52 | 120 | 68 | 130.8% |
| Library Fee | 20 | 20 | | |
| International Education | 10 | 10 | | |
| Total Other Fees | \$ 1,290 | \$ 1,414 | \$ 124 | 9.6% |
| Total Tuition and Fees | \$ 9,092 | \$ 9,684 | \$ 592 | 6.5% |
| Graduate | | | | |
| Tuition * | \$ 9,000 | \$ 9,540 | \$ 540 | 6.0% |
| Other Fees: | | | | |
| Programs & Services ** | \$ 688 | \$ 744 | \$ 56 | 8.1% |
| Technology | 200 | 200 | | |
| Facilities | 320 | 320 | | |
| Transportation | 52 | 120 | 68 | 130.8% |
| Library Fee | 20 | 20 | | |
| Total Other Fees | \$ 1,280 | \$ 1,404 | \$ 124 | 9.7% |
| Total Tuition and Fees | \$ 10,280 | \$ 10,944 | \$ 664 | 6.5% |
| OUT-OF-STATE | | | | |
| Undergraduate | | | | |
| Tuition * | \$ 25,992 | \$ 26,460 | \$ 468 | 1.8% |
| Other Fees: | | | | |
| Programs & Services ** | \$ 688 | \$ 744 | \$ 56 | 8.1% |
| Technology | 200 | 200 | | |
| Facilities | 620 | 620 | | |
| Transportation | 52 | 120 | 68 | 130.8% |
| Library Fee | 20 | 20 | | |
| International Education | 10 | 10 | | |
| Total Other Fees | \$ 1,590 | \$ 1,714 | \$ 124 | 7.8% |
| Total Tuition and Fees | \$ 27,582 | \$ 28,174 | \$ 592 | 2.1% |
| Graduate | | | | |
| Tuition * | \$ 27,188 | \$ 27,728 | \$ 540 | 2.0% |
| Other Fees: | | | | |
| Programs & Services ** | \$ 688 | \$ 744 | \$ 56 | 8.1% |
| Technology | 200 | 200 | | |
| Facilities | 620 | 620 | | |
| Transportation | 52 | 120 | 68 | 130.8% |
| Library Fee | 20 | 20 | | |
| Total Other Fees | \$ 1,580 | \$ 1,704 | \$ 124 | 7.8% |
| Total Tuition and Fees | \$ 28,768 | \$ 29,432 | \$ 664 | 2.3% |

* Additional charge of \$57 per credit hour for Engineering courses; additional charge of \$116 per credit hour for 200, 300 and 400 level Nursing courses; and additional charge of \$64 per credit hour, with the exception of 100, 500, and 600 level courses, will be assessed for Undergraduate Business Courses. There is no cap on these fees.

15-4 Tuition Model: All full-time freshmen (class of 2017) and transfer students and readmitted students who enroll or re-enroll as undergraduates for fall 2013, spring 2014 and summer 2014 will pay for 15 credit hours, regardless of how many hours they take per semester. Fall 2013 tuition will be \$9,780 for in-state students and \$27,970 for out-of-state students. All students will also pay mandatory fees and some specific program and course fees. Students who are currently enrolled, or those who meet the criteria of enrolled before fall 2013, will not be affected and will continue to pay the full-time undergraduate rate based on 12 credit hours.

** Annual Programs & Services Fees are listed on page 64.

University Fees are set by the Board of Trustees and are subject to change without notice

Knoxville - College of Law

FY 2013-14 Annual Tuition and Fees

| | FY 2012-13 | FY 2013-14 | CHANGE | |
|-----------------------------|------------|------------|----------|---------|
| | | | Amount | Percent |
| IN-STATE | | | | |
| Tuition | \$ 15,168 | \$ 16,078 | \$ 910 | 6.0% |
| Other Fees: | | | | |
| Programs & Services * | \$ 688 | \$ 744 | \$ 56 | 8.1% |
| Technology | 200 | 200 | | |
| Facilities | 320 | 320 | | |
| Transportation | 52 | 120 | 68 | 130.8% |
| Law Library Fee ** | 0 | 250 | 250 | NEW |
| Law Enhancement Fee | 1,250 | 1,250 | | |
| Total Other Fees | \$ 2,510 | \$ 2,884 | \$ 374 | 14.9% |
| Total Tuition and Fees | \$ 17,678 | \$ 18,962 | \$ 1,284 | 7.3% |
| Summer Semester Only | | | | |
| Tuition | \$ 5,058 | \$ 5,364 | \$ 306 | 6.1% |
| Other Fees: | | | | |
| Programs & Services * | \$ 209 | \$ 226 | \$ 17 | 8.1% |
| Technology | 100 | 100 | | |
| Facilities | 160 | 160 | | |
| Transportation | 26 | 60 | \$ 34 | 130.8% |
| Total Other Fees | \$ 495 | \$ 546 | \$ 51 | 10.3% |
| Total Tuition and Fees | \$ 5,553 | \$ 5,910 | \$ 357 | 6.4% |
| OUT-OF-STATE | | | | |
| Tuition | \$ 33,612 | \$ 34,522 | \$ 910 | 2.7% |
| Other Fees: | | | | |
| Programs & Services * | \$ 688 | \$ 744 | \$ 56 | 8.1% |
| Technology | 200 | 200 | | |
| Facilities | 620 | 620 | | |
| Transportation | 52 | 120 | 68 | 130.8% |
| Law Library Fee ** | | 250 | 250 | NEW |
| Law Enhancement Fee | 1,250 | 1,250 | | |
| Total Other Fees | \$ 2,810 | \$ 3,184 | \$ 374 | 13.3% |
| Total Tuition and Fees | \$ 36,422 | \$ 37,706 | \$ 1,284 | 3.5% |
| Summer Semester Only | | | | |
| Tuition | \$ 11,206 | \$ 11,512 | \$ 306 | 2.7% |
| Other Fees: | | | | |
| Programs & Services * | \$ 209 | \$ 226 | \$ 17 | 8.1% |
| Technology | 100 | 100 | | |
| Facilities | 310 | 310 | | |
| Transportation | 26 | 60 | 34 | 130.8% |
| Total Other Fees | \$ 645 | \$ 696 | \$ 51 | 7.9% |
| Total Tuition and Fees | \$ 11,851 | \$ 12,208 | \$ 357 | 3.0% |

* Annual Programs & Services Fees are listed on page 64.

** This fee applies only to the 2013-14 entering class.

University Fees are set by the Board of Trustees and are subject to change without notice

Martin

FY 2013-14 Annual Tuition and Fees

| | FY 2012-13 | FY 2013-14 | CHANGE | |
|------------------------|------------|------------|----------|---------|
| | | | Amount | Percent |
| IN-STATE | | | | |
| Undergraduate | | | | |
| Tuition | \$ 5,978 | \$ 6,336 | \$ 358 | 6.0% |
| Other Fees: | | | | |
| Programs & Services * | \$ 814 | \$ 814 | | |
| Technology | 200 | 200 | | |
| Yearbook | 14 | 14 | | |
| Facilities | 50 | 150 | 100 | 200.0% |
| Total Other Fees | \$ 1,078 | \$ 1,178 | \$ 100 | 9.3% |
| Total Tuition and Fees | \$ 7,056 | \$ 7,514 | \$ 458 | 6.5% |
| Graduate | | | | |
| Tuition | \$ 7,130 | \$ 7,560 | \$ 430 | 6.0% |
| Other Fees: | | | | |
| Programs & Services * | \$ 814 | \$ 814 | | |
| Technology | 200 | 200 | | |
| Facilities | 50 | 150 | \$ 100 | 200.0% |
| Total Other Fees | \$ 1,064 | \$ 1,164 | \$ 100 | 9.4% |
| Total Tuition and Fees | \$ 8,194 | \$ 8,724 | \$ 530 | 6.5% |
| OUT-OF-STATE | | | | |
| Undergraduate | | | | |
| Tuition | \$ 19,134 | \$ 20,280 | \$ 1,146 | 6.0% |
| Other Fees: | | | | |
| Programs & Services * | \$ 814 | \$ 814 | | |
| Technology | 200 | 200 | | |
| Yearbook | 14 | 14 | | |
| Facilities | 50 | 150 | \$ 100 | 200.0% |
| Total Other Fees | \$ 1,078 | \$ 1,178 | \$ 100 | 9.3% |
| Total Tuition and Fees | \$ 20,212 | \$ 21,458 | \$ 1,246 | 6.2% |
| Graduate | | | | |
| Tuition | \$ 20,284 | \$ 21,504 | \$ 1,220 | 6.0% |
| Other Fees: | | | | |
| Programs & Services * | \$ 814 | \$ 814 | | |
| Technology | 200 | 200 | | |
| Facilities | 50 | 150 | \$ 100 | 200.0% |
| Total Other Fees | \$ 1,064 | \$ 1,164 | \$ 100 | 9.4% |
| Total Tuition and Fees | \$ 21,348 | \$ 22,668 | \$ 1,320 | 6.2% |

* Annual Programs & Services Fees are listed on page 64.

University Fees are set by the Board of Trustees and are subject to change without notice

Space Institute

FY 2013-14 Annual Tuition and Fees

| | FY 2012 - 13 | FY 2013-14 | CHANGE | |
|-----------------------------|------------------|------------------|---------------|-------------|
| | | | Amount | Percent |
| IN-STATE | | | | |
| Tuition | \$ 9,000 | \$ 9,540 | \$ 540 | 6.0% |
| Other Fees: | | | | |
| Programs & Services * | 180 | 180 | | |
| Total Tuition and Fees | <u>\$ 9,180</u> | <u>\$ 9,720</u> | <u>\$ 540</u> | <u>5.9%</u> |
| Summer Semester Only | | | | |
| Tuition | \$ 4,500 | \$ 4,770 | \$ 270 | 6.0% |
| Other Fees: | | | | |
| Programs & Services * | 75 | 75 | | |
| Total Tuition and Fees | <u>\$ 4,575</u> | <u>\$ 4,845</u> | <u>\$ 270</u> | <u>5.9%</u> |
| OUT-OF-STATE | | | | |
| Tuition* | \$ 27,188 | \$ 27,728 | \$ 540 | 2.0% |
| Other Fees: | | | | |
| Programs & Services ** | 180 | 180 | | |
| Total Tuition and Fees | <u>\$ 27,368</u> | <u>\$ 27,908</u> | <u>\$ 540</u> | <u>2.0%</u> |
| Summer Semester Only | | | | |
| Tuition | \$ 13,594 | \$ 13,864 | \$ 270 | 2.0% |
| Other Fees: | | | | |
| Programs & Services * | 75 | 75 | | |
| Total Tuition and Fees | <u>\$ 13,669</u> | <u>\$ 13,939</u> | <u>\$ 270</u> | <u>2.0%</u> |

* Annual Programs & Services Fees are listed on page 64.

University Fees are set by the Board of Trustees and are subject to change without notice

Health Science Center

FY 2013-14 Annual Tuition and Fees

| | FY 2012-13 | FY 2013-14 | CHANGE | |
|---|------------|------------|----------|---------|
| | | | Amount | Percent |
| IN-STATE | | | | |
| Graduate Health Sciences | | | | |
| MS Pharmacology * | \$ 9,600 | \$ 10,080 | \$ 480 | 5.0% |
| | \$ 15,000 | \$ 15,000 | | |
| Medicine | | | | |
| Class of 2017 | \$ - | \$ 33,030 | NA | NA |
| Class of 2016 | 30,540 | 32,070 | 1,530 | 5.0% |
| Class of 2015 | 29,650 | 31,140 | 1,490 | 5.0% |
| Class of 2014 | 28,790 | 30,230 | 1,440 | 5.0% |
| Dentistry | \$ 26,570 | \$ 27,900 | \$ 1,330 | 5.0% |
| Pharmacy | \$ 20,510 | \$ 21,020 | \$ 510 | 2.5% |
| Nursing | | | | |
| Bachelors | \$ - | \$ 8,000 | NEW | NEW |
| Graduate | 11,740 | 11,740 | | |
| Allied Health Sciences | | | | |
| Entry Level Bachelors of Science | | | | |
| Dental Hygiene | \$ 7,186 | \$ 7,546 | \$ 360 | 5.0% |
| Medical Technology | 7,186 | 7,546 | 360 | 5.0% |
| Audiology & Speech Pathology***** | 7,802 | 8,270 | 468 | 6.0% |
| Entry Level Advanced Degrees * | 11,980 | 12,580 | 600 | 5.0% |
| Entry Level Audiology/Speech Pathology ** | 10,920 | 11,470 | 550 | 5.0% |
| Entry Level Physicians Assistant**** | - | 14,000 | NEW | NEW |
| Post-Professional Degrees *** | 8,684 | 9,120 | 436 | 5.0% |
| OUT-OF-STATE | | | | |
| Graduate Health Sciences | | | | |
| MS Pharmacology | \$ 27,650 | \$ 29,040 | \$ 1,390 | 5.0% |
| | \$ 23,000 | \$ 23,000 | | |
| Medicine | | | | |
| Class of 2017 | \$ - | \$ 65,460 | NA | NA |
| Class of 2016 | 60,530 | 63,560 | 3,030 | 5.0% |
| Class of 2015 | 58,760 | 61,700 | 2,940 | 5.0% |
| Class of 2014 | 57,050 | 59,900 | 2,850 | 5.0% |
| Dentistry | \$ 62,900 | \$ 66,070 | \$ 3,170 | 5.0% |
| Pharmacy | \$ 40,080 | \$ 40,600 | \$ 520 | 1.3% |
| Nursing | | | | |
| Bachelor ***** | \$ - | \$ 24,000 | NEW | NEW |
| Graduate | 28,300 | 28,300 | | |
| Allied Health Sciences | | | | |
| Entry Level Bachelors of Science | | | | |
| Dental Hygiene | \$ 24,350 | \$ 25,570 | \$ 1,220 | 5.0% |
| Medical Technology | 24,350 | 25,570 | 1,220 | 5.0% |
| Audiology & Speech Pathology***** | 25,992 | 27,554 | 1,562 | 6.0% |
| Entry Level Advanced Degrees * | 28,860 | 30,300 | 1,440 | 5.0% |
| Entry Level Audiology/Speech Pathology ** | 26,310 | 27,630 | 1,320 | 5.0% |
| Entry Level Physicians Assistant**** | - | 24,000 | NEW | NEW |
| Post-Professional Degrees *** | 25,590 | 26,870 | 1,280 | 5.0% |

NOTE: Programs & Services and other fees are listed on page 65.

* **Entry Level Advanced Degrees**
 Doctor of Physical Therapy
 Master of Cytopathology
 Master of Occupational Therapy

** **Post-Professional Degrees**
 Doctor of Science in Physical Therapy
 Master of Science in Physical Therapy
 Transitional Doctor of Physical Therapy
 Master of Science in Clinical Lab Sciences

*** **Entry Level Bachelor of Science Audiology & Speech Pathology**

This a dual degree between UTHSC and UTK at UTK Bachelor tuition rates with classes only offered at the UTK Campus.

University Fees are set by the Board of Trustees and are subject to change without notice

** **Entry Level Adv. Degrees Audiology/Speech Pathology**
 Doctor of Audiology
 Master of Science in Speech-Language Pathology
 Transitional Doctor of Audiology

**** **Entry Level Advanced Degree Physician Assistant**
 This degree is starting in Spring 2014

***** **Nursing Bachelors Degree**
 This degree is being reinstated in Fall 2013

Veterinary Medicine

FY 2013-14 Annual Tuition and Fees

| | FY 2012-13 | FY 2013-14 | CHANGE | |
|------------------------|------------|------------|----------|---------|
| | | | Amount | Percent |
| IN-STATE * | | | | |
| Tuition | \$ 21,356 | \$ 22,638 | \$ 1,282 | 6.0% |
| Other Fees: | | | | |
| Programs & Services ** | \$ 688 | \$ 744 | \$ 56 | 8.1% |
| Technology | 200 | 200 | | |
| Facilities | 320 | 320 | | |
| Transportation | 52 | 120 | 68 | 130.8% |
| Total Other Fees | \$ 1,260 | \$ 1,384 | \$ 124 | 9.8% |
| Total Tuition and Fees | \$ 22,616 | \$ 24,022 | \$ 1,406 | 6.2% |
| OUT-OF-STATE * | | | | |
| Tuition | \$ 47,582 | \$ 50,438 | \$ 2,856 | 6.0% |
| Other Fees: | | | | |
| Programs & Services ** | \$ 688 | \$ 744 | \$ 56 | 8.1% |
| Technology | 200 | 200 | | |
| Facilities | 620 | 620 | | |
| Transportation | 52 | 120 | 68 | 130.8% |
| Total Other Fees | \$ 1,560 | \$ 1,684 | \$ 124 | 7.9% |
| Total Tuition and Fees | \$ 49,142 | \$ 52,122 | \$ 2,980 | 6.1% |

* Students are required to complete a minimum of 9 semesters, attending one summer term immediately before the final fall and spring semesters of their 4-year professional degree program. The CVM assesses fee payment for 8 semesters of academic work, but no fees for summer semester enrollment which is consistent with common practice among its national peers.

** Annual Programs & Services Fees are listed on page 64.

University Fees are set by the Board of Trustees and are subject to change without notice

Other Fees

FY 2013-14 Annual Tuition and Fee

| | FY 2012-13 | FY 2013-14 | AMOUNT CHANGE |
|---|------------|------------|------------------|
| EXECUTIVE MBA PROGRAMS | | | |
| 1-YEAR PROGRAMS - Knoxville | | | |
| Senior Executive MBA * | \$ 67,500 | \$ 69,500 | \$ 2,000 |
| Aerospace Executive MBA * | 62,000 | 64,000 | 2,000 |
| Professional Executive MBA ** | 45,500 | 46,500 | 1,000 |
| Physician Executive MBA * | 67,000 | 74,000 | 7,000 |
| Global Supply Chain Executive MBA * | 75,000 | 82,500 | 7,500 |
| 2-YEAR PROGRAM - Chattanooga | | | |
| Executive MBA - In-State ** | \$ 44,000 | \$ 44,000 | |
| Executive MBA - Out-of-State ** | 49,000 | 49,000 | |
| PROFESSIONAL MASTERS PROGRAMS | | | |
| Knoxville | | | |
| Masters of Science in Industrial Engineering ** | \$ 16,000 | \$ 16,000 | \$ - |
| * Effective January, 2014 | | | |
| ** Effective August, 2013 | | | |
| DISABLED/ELDERLY PERSONS | | | |
| <i>Disabled/Elderly Persons covered under Tennessee Code 49-7-113</i> | | | |
| COURSES FOR CREDIT | | | |
| Per Semester Hour | \$ 7 | \$ 7 | \$ - |
| Maximum Fee per Semester | 70 | 70 | - |
| AUDIT COURSES | No Charge | No Charge | |
| DISTANCE EDUCATION - KNOXVILLE | | | |
| <i>(Distance Education Students Only)</i> | | | |
| Distance Education Support | \$ 46 | \$ 46 | \$ - |

University Fees are set by the Board of Trustees and are subject to change without notice

Programs & Services

FY 2013-14 Annual Tuition and Fees

| | FY 2012-13 | FY 2013-14 | AMOUNT CHANGE |
|---|---------------|---------------|------------------|
| KNOXVILLE | | | |
| <i>(Includes College of Law and Veterinary Medicine)</i> | | | |
| FALL AND SPRING | | | |
| Student Activity* | \$ 200 | \$ 210 | \$ 10 |
| Debt Service | 240 | 258 | 18 |
| Health Services | 178 | 194 | 16 |
| Counseling | 70 | 82 | 12 |
| Total | <u>\$ 688</u> | <u>\$ 744</u> | <u>\$ 56</u> |
| Summer Semester Only | | | |
| Student Activity* | \$ 61 | \$ 64 | \$ 3 |
| Debt Service | 73 | 78 | 5 |
| Health Services | 54 | 59 | 5 |
| Counseling | 21 | 25 | 4 |
| Total | <u>\$ 209</u> | <u>\$ 226</u> | <u>\$ 17</u> |
| * \$1,000,000 of total revenues is allocated to Women's Athletics | | | |
| SPACE INSTITUTE | | | |
| FALL AND SPRING | | | |
| Student Activity | \$ 180 | \$ 180 | |
| Summer Semester Only | | | |
| Student Activity | \$ 75 | \$ 75 | |
| CHATTANOOGA | | | |
| Student Activity | \$ 240 | \$ 240 | |
| Debt Service | 300 | 300 | |
| Health Services | 50 | 50 | |
| Total | <u>\$ 590</u> | <u>\$ 590</u> | |
| MARTIN | | | |
| Student Activity - Non Athletic | \$ 126 | \$ 126 | |
| Student Activity - Athletic | 308 | 308 | |
| Debt Service | 380 | 380 | |
| Total | <u>\$ 814</u> | <u>\$ 814</u> | |

University Fees are set by the Board of Trustees and are subject to change without notice

Health Science Center
Programs & Services and Other Fees
FY 2013-14 Proposed Budget

| | FY 2012-13 | FY 2013-14 | AMOUNT CHANGE |
|--|----------------------|----------------------|--------------------|
| Programs & Services and Required Fees | | | |
| Programs & Services | | | |
| Student Activity | \$ 26 | \$ 26 | |
| Campus Recreation | 40 | 40 | |
| Campus Improvement | 50 | 50 | |
| Debt Service | 54 | 54 | |
| Health Services | 200 | 200 | |
| Counseling | 180 | 180 | |
| Total Programs & Services Fees | <u>\$ 550</u> | <u>\$ 550</u> | <u>\$ -</u> |
| Technology Fee | 200 | 200 | |
| Graduation/Yearbook | 50 | 50 | |
| Total | <u><u>\$ 800</u></u> | <u><u>\$ 800</u></u> | <u><u>\$ -</u></u> |
| Other Fees | | | |
| Health Insurance | \$ 1,895 | \$ 2,068 | \$ 173 |
| Hepatitis Immunization | 230 | 230 | |
| Disability Insurance | 48 | 48 | |
| Malpractice Insurance | | | |
| Medicine | | | |
| Class of 2017 | \$ 24 | \$ 24 | |
| Class of 2016 | 24 | 24 | |
| Class of 2015 | 72 | 72 | |
| Class of 2014 | 72 | 72 | |
| Pharmacy | 32 | 25 | (7) |
| Nursing | 32 | 25 | (7) |
| Allied Health Sciences | 32 | 25 | (7) |
| Other Fees - Dentistry | | | |
| Dentistry Student Government | \$ 60 | \$ 60 | |
| Laboratory and Clinical Utilization Fee | 2,200 | 2,200 | |
| Graduate Endodontics Clinical Utilization Fee | \$ 9,990 | \$ 12,750 | \$ 2,760 |
| Dentistry Malpractice Insurance | 5 | 5 | |

University Fees are set by the Board of Trustees and are subject to change without notice

Online Fees - Chattanooga**FY 2013-14 Annual Tuition and Fees**

| | FY 2012-13 | FY 2013-14 | CHANGE | |
|--|---------------|---------------|----------------|--------------|
| | | | Amount | Percent |
| <u>UT ONLINE - Chattanooga</u> | | | | |
| UT online course fees are charged per credit hour with no maximum credit hour cap. This applies to all students, including on-campus students. | | | | |
| <u>UNDERGRADUATE</u> | | | | |
| IN-STATE | | | | |
| Course Fee | \$ 249 | \$ 253 | \$ 4 | 1.5% |
| Online Support | 56 | 56 | | |
| Total | <u>\$ 305</u> | <u>\$ 309</u> | <u>\$ 4</u> | <u>1.2%</u> |
| OUT-OF-STATE | | | | |
| Course Fee | \$ 273 | \$ 277 | | |
| Online Support | 56 | 56 | | |
| Total | <u>\$ 329</u> | <u>\$ 333</u> | <u>\$ 4</u> | |
| <u>GRADUATE</u> | | | | |
| IN-STATE | | | | |
| Course Fee | \$ 425 | \$ 404 | \$ (21) | -5.0% |
| Online Support | 56 | 56 | | |
| Total | <u>\$ 481</u> | <u>\$ 460</u> | <u>\$ (21)</u> | <u>-4.4%</u> |
| OUT-OF-STATE | | | | |
| Course Fee | \$ 469 | \$ 448 | \$ (21) | -4.4% |
| Online Support | 56 | 56 | | 0.0% |
| Total | <u>\$ 525</u> | <u>\$ 504</u> | <u>\$ (21)</u> | <u>-3.9%</u> |

2 Year Professional MBA Program

| | | | | |
|--------------|------|-----------|-----------|-----|
| In-State | \$ - | \$ 25,200 | \$ 25,200 | NEW |
| Out-of-State | - | 26,784 | 26,784 | NEW |

University Fees are set by the Board of Trustees and are subject to change without notice

Online Fees - Martin

FY 2013-14 Annual Tuition and Fees

| | FY 2012-13 | FY 2013-14 | CHANGE | |
|--|---------------|---------------|--------------|-------------|
| | | | Amount | Percent |
| UT ONLINE - Martin | | | | |
| UT online course fees are charged per credit hour with no maximum credit hour cap. This applies to all students, including on-campus students. | | | | |
| UNDERGRADUATE | | | | |
| IN-STATE | | | | |
| Course Fee | \$ 249 | \$ 264 | \$ 15 | 6.0% |
| Online Support | 56 | 56 | | |
| Total | <u>\$ 305</u> | <u>\$ 320</u> | <u>\$ 15</u> | <u>4.9%</u> |
| OUT-OF-STATE | | | | |
| Course Fee | \$ 273 | \$ 289 | \$ 16 | 6.0% |
| Online Support | 56 | 56 | | |
| Total | <u>\$ 329</u> | <u>\$ 345</u> | <u>\$ 16</u> | <u>5.0%</u> |
| GRADUATE | | | | |
| IN-STATE | | | | |
| Course Fee | \$ 425 | \$ 451 | \$ 26 | 6.0% |
| Online Support | 56 | 56 | | |
| Total | <u>\$ 481</u> | <u>\$ 507</u> | <u>\$ 26</u> | <u>5.3%</u> |
| OUT-OF-STATE | | | | |
| Course Fee | \$ 469 | \$ 497 | \$ 28 | 6.0% |
| Online Support | 56 | 56 | | |
| Total | <u>\$ 525</u> | <u>\$ 553</u> | <u>\$ 28</u> | <u>5.4%</u> |

University Fees are set by the Board of Trustees and are subject to change without notice

Online Fees - Health Science Center

FY 2013-14 Annual Tuition and Fees

| | FY 2012-13 | FY 2013-14 | CHANGE | |
|---|------------|------------|--------|---------|
| | | | Amount | Percent |
| HEALTH SCIENCE CENTER ONLINE | | | | |
| HSC online course fees are charged per credit hour with no maximum credit hour cap. | | | | |
| <u>UNDERGRADUATE</u> | | | | |
| IN-STATE | | | | |
| Course Fee | \$ 350 | \$ 350 | | |
| Online Support | 46 | 46 | | |
| Total | \$ 396 | \$ 396 | \$ - | |
| OUT-OF-STATE | | | | |
| Course Fee | \$ 415 | \$ 415 | | |
| Online Support | 46 | 46 | | |
| Total | \$ 461 | \$ 461 | \$ - | |
| <u>GRADUATE</u> | | | | |
| IN-STATE | | | | |
| Course Fee | \$ 640 | \$ 640 | | |
| Online Support | 46 | 46 | | |
| Total | \$ 686 | \$ 686 | \$ - | |
| OUT-OF-STATE | | | | |
| Course Fee | \$ 705 | \$ 705 | | |
| Online Support | 46 | 46 | | |
| Total | \$ 751 | \$ 751 | \$ - | |

University Fees are set by the Board of Trustees and are subject to change without notice

***The University of Tennessee
FY 2013-14 Budget Document***

Charles M. Peccolo, Treasurer & Chief Financial Officer

System Budget and Finance Office

Ron Maples, Controller
Ron Loewen, Budget Director
John Bodin-Henderson

We gratefully acknowledge the effort and cooperation of the campus and unit budget staff and the IRIS staff who contribute to the preparation of the University budget.

Knoxville

Chris Cimino, Chief Business Officer
Jonee Daniels Lindstrom
James Price
Suzan Thompson
Gary Gray

Chattanooga

Richard Brown, Chief Business Officer
Vanasia Parks
Danny Grant
Tyler Forrest

Martin

Nancy Yarbrough, Interim Chief Business Officer
Annette Moore
Petra McPhearson

Space Institute

Randy Foster

Health Science Center

Anthony Ferrara, Chief Business Officer
Pam Vaughn
Charles Cossar
Kimberly Moore
Chasity Davis

Institute for Agriculture

Tim Fawver, Chief Business Officer
Melinda Jones
Angela Braden
Missy Kitts
Tonya Kenley
Kathy Yates

Institute for Public Service

Gail White, Chief Business Officer

IRIS

Les Mathews
Richard Smith
Mark Hall
Laurie Rees
Denise Haley
David Goforth

The University of Tennessee does not discriminate on the basis of race, sex, color, religion, national origin, age, disability or veteran status in provision of educational programs and services or employment opportunities and benefits. This policy extends to both employment by and admission to the University.

The University does not discriminate on the basis of race, sex, or disability in its education programs and activities pursuant to the requirements of Title VI of the Civil Rights Act of 1964, Title IX of the Education Amendments of 1972, Section 504 of the Rehabilitation Act of 1973, and the Americans with Disabilities Act (ADA) of 1990.

Inquiries and charges of violation concerning Title VI, Title IX, Section 504, ADA or the Age Discrimination in Employment Act (ADEA) or any of the other above referenced policies should be directed to the Office of Equity and Diversity (OED), 1840 Melrose Avenue, Knoxville, TN 37996-3560, telephone (865) 974-2498 (V/TTY available) or 974-2440. Requests for accommodation of a disability should be directed to the ADA Coordinator at the UT Knoxville Office of Human Resources, 600 Henley Street, Knoxville, TN 37996-4125.

Publication Authorization Number: E17-0140-002-13

THE UNIVERSITY OF TENNESSEE
FY 2014 COMPENSATION GUIDELINES

In addition to any general salary increases proposed for FY 2013-14, salary increases and incentive or bonus payments are also permissible during the fiscal year if any of the following conditions apply, regardless of funding source (funding availability, such as budgeted increases in externally-funded proposals or use of payroll savings, are not by themselves sufficient justification for authorizing a salary increase or an incentive or bonus payment), in consultation with the campus or institute human resources and business offices and subject to the approvals following the list of conditions:

- a. **Promotions in rank.**
- b. **Promotions** resulting from the **hiring/transfer process** in accordance with policy.
- c. **Job reclassifications** resulting from job reviews. Any salary adjustments are in accordance with policy. Job reviews involving potential compensation changes are currently limited to the following events:
 - i. Department or sub-department **reorganization** (requires explanation of reorganization)
 - ii. Reclassification of position(s) and/or assumption of **additional duties** (requires explanation)
 - iii. **Cyclical position review** according to current protocol
- d. To bring employees to **salary schedule minimums.**
- e. Advancement through **approved career ladders.**
- f. **Contractual agreements.**
- g. **Equity:** Increases based on comparison with others in the same job title and work unit who have comparable qualifications and performance.
- h. **Market:** Increases implemented under extraordinary circumstances, providing non-standard "off-cycle" salary increases to faculty and staff in positions acutely critical in support of the university's mission; implemented on a case-by-case basis, in consideration of the external job market for similar positions.
- i. **Performance:** Increases based on documented performance and contributions to achieve established performance goals within a defined period with a pre-approved method to assess an employee's performance in relationship to others.
- j. **Counter Offers:** To retain key faculty or staff in positions both **critical to business needs** and **difficult to refill.**
- k. **Individual Incentive Payment:** An after-the-fact, non-discretionary lump-sum payment to reward the accomplishment of specific results determined and documented at the onset of a defined period.
- l. **Incentive Compensation Plan Payment:** Payment pursuant to a campus, college, or program-wide plan providing for an after-the-fact, non-recurring lump-sum payment to all eligible employees as a reward for accomplishing specific predetermined results. Results must be documented with specific cost savings and/or revenues identified at the onset of a defined period.
- m. **Bonuses:** An after-the-fact, discretionary lump-sum payment to recognize exceptional service at a point in time.
- n. **Correction of any university error.**

REQUIRED APPROVALS FOLLOW

APPROVALS

1. Employees will not be notified of proposed or pending salary increases or incentive or bonus payments until all required approvals are obtained.
2. Salary increases that exceed 10% of base salaries, except as provided in Human Resources Policy HR0455, and salary increases for coaches and athletics directors, regardless of the adjustment amount, require approval by the Chief Financial Officer or his designee before implementation.
3. Salary increases and incentive or bonus payments for the Chancellors and other elected University Officers must be approved by the Board of Trustees on the recommendation of the President and the Executive and Compensation Committee.
4. Incentive Compensation Plans must be approved by the University's Compensation Advisory Board, the Chief Financial Officer, and the President.
5. Chancellors and Vice Presidents serving as Institute chief administrators, or their designees, are authorized to approve salary increases and incentive or bonus payments in accordance with these guidelines and are accountable for assuring campus/institute/system compliance.
6. Salary increases and incentive or bonus payments outside these guidelines, along with written justification documenting the need for an exceptional approval, must be submitted to the campus or institute chief business officer (CBO). If approved by the CBO, the request is submitted to the CFO for approval.
7. Retroactive salary increases are permitted only (1) if specifically authorized by a pre-approved salary plan, properly executed contractual agreement, pre-approved incentive plan, or action of the Board of Trustees; (2) upon reclassification of a position; (3) for UTIA employees due to county government budget circumstances; or (4) to correct University error. In consultation with the campus/institute human resources, departments must provide supporting documentation for a retroactive increase to the campus/institute/system administration CBO for approval.

RESOLUTION
OF
THE UNIVERSITY OF TENNESSEE
BOARD OF TRUSTEES
JUNE 20, 2013

FY 2014 Operating Budget, Student Fees and Tuition, and Compensation Guidelines

WHEREAS, the Bylaws require the Board of Trustees to approve an annual operating budget for the University; and

WHEREAS, the proposed FY 2014 Educational and General (E&G) budget is balanced and within available resources, as is the budget for Auxiliary Enterprises; and

WHEREAS, the proposed budget complies with all applicable policies and guidelines; and

WHEREAS, the administration needs to be able to respond quickly and effectively to a significant budget shortfall due to a state impoundment of funds or appropriation rescission; and

WHEREAS, mandatory furloughs without pay, reduction of time worked, across-the-board salary reductions, and similar salary-related measures may be required to address budget reductions or a budgetary shortfall; and

WHEREAS, the Bylaws further require the Board of Trustees to approve student fees and tuition;

NOW THEREFORE BE IT RESOLVED that:

1. The FY 2014 proposed operating budget is approved with the understanding that if the General Assembly or the Department of Finance and Administration further alters the FY 2014 appropriations or if changes in estimated resources require, the budget shall be modified accordingly so expenditures will not exceed available resources.
2. The Board of Trustees expressly authorizes the campus, institute and unit administrations, in response to budget reductions or a budgetary shortfall, to implement mandatory furloughs without pay, reduction of time worked, across-the-board salary reductions, and similar salary-related measures during FY 2014, subject to approval by the Executive and Compensation Committee, the

President, and the Treasurer and Chief Financial Officer in consultation with the General Counsel and Human Resources.

3. The proposed fee and tuition schedules are adopted for FY 2013-14.
4. The proposed FY 2014 salary and wage compensation plan and the FY 2014 Compensation Guidelines are approved.
5. Any additional general salary increases that exceed the FY 2014 salary and wage plan may only be granted upon approval by the Board of Trustees.
6. Any remaining balance of Net Assets may be considered as a reserve for contingencies to be used for:
 - a. Employing additional staff where enrollments and reorganization requirements warrant;
 - b. Modifying departmental operating budgets where changing conditions during the year require funding adjustments;
 - c. Funding to make salary adjustments for personnel as may be necessary during the year in keeping with state and university salary guidelines;
 - d. Improving physical facilities for academic and research departments as opportunities arise;
 - e. Mandated cost increases; and
 - f. State impoundment of funds or appropriations rescission during the budget year.

All such changes shall be reported to the Board in a Revised Budget for the Board's approval.

Adopted by the Board of Trustees, this 20th day of June, 2013.

THE UNIVERSITY OF TENNESSEE
BOARD OF TRUSTEES

ACTION ITEM

DATE: June 19, 2013

COMMITTEE: Executive and Compensation

ITEM: **President's Annual Performance Review, 2013-14 Goals, and Compensation**

RECOMMENDATION: Approval

PRESENTED BY: Don C. Stansberry, Vice Chair of the Board

The Board's policy on Presidential Performance Reviews delegates to the Vice Chair the responsibility to organize and conduct an annual review of the President's performance, subject to the Board's ultimate authority to approve or modify the Vice Chair's assessment. The policy provides for the Vice Chair to submit his written assessment to the Executive and Compensation Committee, along with his recommendation concerning the President's proposed goals for the coming year and any recommendation concerning the President's compensation or other terms of employment.

The following report from the Vice Chair includes his written assessment of the President's performance and outlines the proposed 2013-14 goals on which he and President DiPietro have reached consensus. The Chairs of the Audit Committee and the Trusteeship Committee, who were designated by the Executive and Compensation Committee to participate in the process, have reviewed the Vice Chair's report and have indicated their concurrence with the report.

In view of his conclusion that Dr. DiPietro's overall performance for the past year deserves very high marks, the Vice Chair recommends that Dr. DiPietro's base salary be increased by 4.5% (which includes the 1.5% funded by the state) from \$445,567.56 to \$465,618.12, effective July 1, 2013, and that the Vice Chair be authorized to execute an amendment to Dr. DiPietro's current employment agreement to incorporate the new base salary. Information on the following page from the Sibson Market Assessment indicates that this increase would place Dr. DiPietro's base salary slightly above the target 50th percentile for presidents of Top-25 universities.

MOTION:

That (1) the Vice Chair's assessment of Dr. DiPietro's performance for 2012-13 be approved; (2) the proposed presidential goals for 2013-14 be approved; and (3) Dr. DiPietro's base salary be increased to \$465,618.12, effective July 1, 2013, and the Vice Chair be authorized to execute an amendment to Dr. DiPietro's current employment agreement to incorporate the new base salary.

THE UNIVERSITY OF TENNESSEE
President Compensation
FY 2012-2013

President Joe DiPietro

| | | |
|-------------------|-----------|-----------|
| Base Salary | \$445,568 | |
| Housing Allowance | 20,000 | |
| Expense Allowance | 12,000 | |
| Total | | \$477,568 |

MARKET DATA FOR PRESIDENT (Base Salary): Comparison to Top-25 Universities

| Sibson Market Assessment (aged) | Reference 25 th Percentile | Target 50 th Percentile | Reference 75 th Percentile |
|---------------------------------|---------------------------------------|------------------------------------|---------------------------------------|
| | \$426,877 | \$463,993 | \$515,013 |

6/5/2013

THE UNIVERSITY OF TENNESSEE



4.1

MEMORANDUM

Board of Trustees

TO: Members of the Board of Trustees

FROM: Don C. Stansberry, Jr.
Vice Chair

DATE: June 19, 2013

SUBJECT: 2012-13 Annual Performance Review of President Joseph A. DiPietro

In accordance with the Board's Policy on President Performance Reviews, I have conducted a review of President DiPietro's performance from July 1, 2012 to the present. Jim Murphy, Chair of the Trusteeship Committee, and Crawford Gallimore, Chair of the Audit Committee, were designated by the Executive and Compensation Committee to observe the review process, as provided in the Board's policy. Both of these committee chairs have been provided a copy of this report and advised of their right to make their own evaluation of the President's performance if they disagree with my assessment or if they just want to provide additional information.

I. The Review Process

Earlier this year, Dr. DiPietro and I agreed on a format and timetable for his submission of a written self-assessment of his performance. Dr. DiPietro submitted a self-assessment in May, a copy of which follows this memorandum.

With Trustee Murphy and Trustee Gallimore present, I conducted individual interviews with the four Chancellors and 12 other members of the senior administrative staff to hear their views of Dr. DiPietro's performance. I also sought the views of University student, staff, faculty, alumni, and donor leadership. And finally, I asked the Chief Financial Officer to review and report on the status of accounts under the control of the President. The Chief Financial Officer's report, a copy of which follows, reveals that all accounts are currently within budget and expected to remain within budget at the end of the fiscal year on June 30.

Dr. DiPietro and I met on May 30 to discuss his performance and to agree on proposed goals for next year. Trustee Murphy and Trustee Gallimore were present to observe.

II. Evaluation of President DiPietro's Performance

Prior to my interviews of the senior administrative staff, I provided them Dr. DiPietro's self-assessment and an outline of questions to be addressed in the interview. On the whole, they were well prepared for their interviews. The consensus of the senior administrative staff is that Dr. DiPietro's self-assessment accurately and fairly assesses his performance since July 1, 2012. I fully concur with their assessment.

Those interviewed all felt that the proposed goals for next year were appropriate, though some thought that several were aggressive and may not be achievable. The research goals were most often mentioned in this context.

This year I used the same interview outline I used last year with an additional focus on furthering the strategic plan. Members of the senior staff were asked to comment on the areas of inquiry. I scored their comment on a scale of 1 to 9. All of the responses to the questions on the interview outline were scored by me as 8 or 9. Clearly, the Chancellors and Senior Staff are generally approving of all aspects of Dr. DiPietro's performance as President, and he is highly regarded by them.

In describing his personality and style, they use terms like "has high expectations;" "thoughtful;" "well prepared;" "listens to everyone;" "honest;" and "most ethical president I have ever worked for."

In describing his leadership, responses included "no bias for the Ag campus;" "understands the differences in the campuses and their missions;" "provides smart, stable leadership;" "has a staff that trusts each other;" "decisions are transparent;" "willing to make hard decisions;" "willing to stand up to the Chancellors when needed;" and "handles sensitive issues well."

They all credit him with a commitment to diversity without sacrificing quality.

On relations with external constituencies, their comments included "knows and expresses the value of higher education;" "has restored trust in the university;" "works effectively with the Governor and the Legislature;" "very supportive of ORNL;" "wants education to improve people's lives;" and "has sought and created a good relationship with the TBR and particularly Chancellor John Morgan."

Questions in the area of planning and execution of the strategic plan also produced favorable comments about Dr. DiPietro, such as "really focused on executing the strategic plan" and "pushes the Chancellors to plan."

In response to general inquiries, we heard comments such as "He did well last year but has done better this year;" "Joe is maturing as our president;" and "This is the right president for right now."

The interviews produced several suggestions for improvement such as "We need more sponsored programs, our current model is not sustainable;" "Joe's desire for consensus can sometimes make decision making slow;" "Cherokee Farm development seems slow;" "Joe is too risk adverse;" "He should be careful not to expand administrative staff more than necessary;" and "He should keep a tighter rein on Health Science business arrangements."

In addition to the interviews we conducted with the Chancellors and the Senior Staff, I surveyed student, staff, faculty, alumni, and donor leadership. Survey responses contained positive comments similar in nature to those we received from the Chancellors and Senior Staff. Negative comments by staff representatives addressed compensation, expressing the view that too much compensation was paid to highly compensated positions and too little allocated to staff positions. Other comments were that he allowed the legislature to have too much influence on issues of importance to the institution and that he was too focused on securing funding for matters that the staff did not support.

From all of the above, I am of the opinion that Dr. DiPietro has performed at a high level in discharging his duties as president and has made substantial progress in pursuing the goals that we set for him last year. He enjoys a high degree of satisfaction with his performance in the administrative offices of the campuses and institutes.

III. Goals for 2013-14

President DiPietro and I agreed on the goals for 2013-14 outlined on the following page.

**Presidential Goals
for the fiscal year ahead:
July 1, 2013 to June 30, 2014**

Continue implementation of the UT System Strategic Plan.

For implementation strategies see: <http://president.tennessee.edu/strategicplan/plan.html#viii>

Strategic Plan Goals and 2013-14 deliverables

Goal 1. Enhancing Educational Excellence

- Develop innovative teaching and learning opportunities that build on the unique capabilities of the system's campuses and institutes and drive key outcomes and standards

Goal 2. Expanding Research Capacity

- Formalize the goals and specific activities of the System Research Committee for 2014 and beyond. The System Research Committee serves as a formal framework for the University's research thought leaders to interact and share opportunities, discuss and address common challenges, and develop strategies that ultimately lead to greater overall competitiveness across the University of Tennessee research enterprise. Specifically, in years one and two, the committee will:
 - a) Develop a system-wide research plan that leverages the combined resources of all the campuses and institutes while taking advantage of the individual strengths and uniqueness of each
 - b) Serve as a portal for information sharing, with committee members being responsible for working with other campus leaders to communicate research priorities, goals, and opportunities to the broader stakeholder base
 - c) Work to develop policies to promote inter-campus collaboration
 - d) Develop uniform conflict-of-interest procedures, facilities use agreements, or other agreements as appropriate

Goal 3. Fostering Outreach & Engagement

- Continue to demonstrate forward progress on indicators of Strategic Plan Dashboard and on Measures of Presidential Performance.

Goal 4. Ensuring Effectiveness & Efficiency

- Continue a vigorous annual performance review of my staff and foster a climate that encourages and requires performance at the highest level.
- Once IT audit is received determine modifications needed and reinitiate a search for CIO.
- Assure and facilitate a smooth transition of leadership for new Chancellor at UTC and new Vice President for Marketing and Communications.

Goal 5. Advocating for the University of Tennessee System

- Pursue increases in FY 15 state appropriations for CCTA performance funding, recurring funding for non-formula units, capital outlay and capital maintenance funds.

Presidential Goals and Self-Assessment

July 1, 2012-June 30, 2013

Executive Summary

Leadership Team:

- Established, maintained dedicated communication opportunities with all chancellors: I attend their monthly videoconference; hold quarterly group meetings face-to-face in Nashville.
- Year-round on average, am on campuses or visiting institute sites almost twice weekly. Majority of such visits over last 12 months: conducting business with administrators or faculty and staff leadership. Other visits involved gatherings of alumni / college advisory boards, commencement ceremonies, building or facility dedications, and athletic events.
- Implemented a Performance & Retention Pay plan for executive officers.
- Appointed Butch Peccolo Chief Financial Officer and Katie High Vice President for Academic Affairs and Student Success, removing interim status from their positions.
- Appointed Anthony Haynes Vice President for Government Relations and Advocacy.
- Selected Steve Angle to fill position of Chancellor at UT Chattanooga (July 1, 2013).
- Appointed Tonjanita Johnson to fill position of Vice President for Communications and Marketing (June 24, 2013).

Campuses, Institutes and Partnerships:

- Board Chairman, UT-Battelle; board member, University Health Systems; member, Gov. Haslam's higher education working group.
- Gearing up to re-compete for DOE contract to manage Oak Ridge National Laboratory via UT-Battelle partnership. "Breaking the Mold," a book commissioned by the Office of the Executive Vice President, describes transformational impact of the partnership's 13-year history. Targeted distribution, traditional and social media are getting this information out broadly.
- Established Cherokee Farm Development Corp. and hired CEO to manage partnership engagement. Joint Institute for Advanced Materials building complete in Fall 2015, 12 new building sites available now.
- The University has submitted a proposal to compete for a National Science Foundation grant to build the next-generation supercomputer (nicknamed Firefly), a machine with 10 times the speed and capacity of the University's Kraken supercomputer built in 2008. The State will fund \$5 million a year for four years to support this effort. The pending NSF grant is for about \$30 million, and the winner is to be named in late Summer 2013.

Funding and Costs:

- State appropriations up 8.8 percent from previous year; best higher ed budget in a decade
 - Private giving up 3.4 percent from previous year
 - Expenditures per degrees awarded down 5.3 percent from previous year
- In addition to the individual necessity of the above efforts, all are collectively in support of the UT System Administration Strategic Plan. Summaries of Strategic Plan progress, FY 2014 state appropriations and presidential performance indicators follow.

Strategic Plan

Goal 1. Enhancing Educational Excellence

- o An inventory of existing distance education opportunities UT System-wide found:

We have 46 fully online academic programs, 600 online courses, and there is good, available training for faculty to teach online.

One example course, Nutrition 100, offered by UT Knoxville, satisfies a GenEd requirement for natural sciences, enrolls 500+ students each semester, and is available as both a classroom / online course for enrolled students.

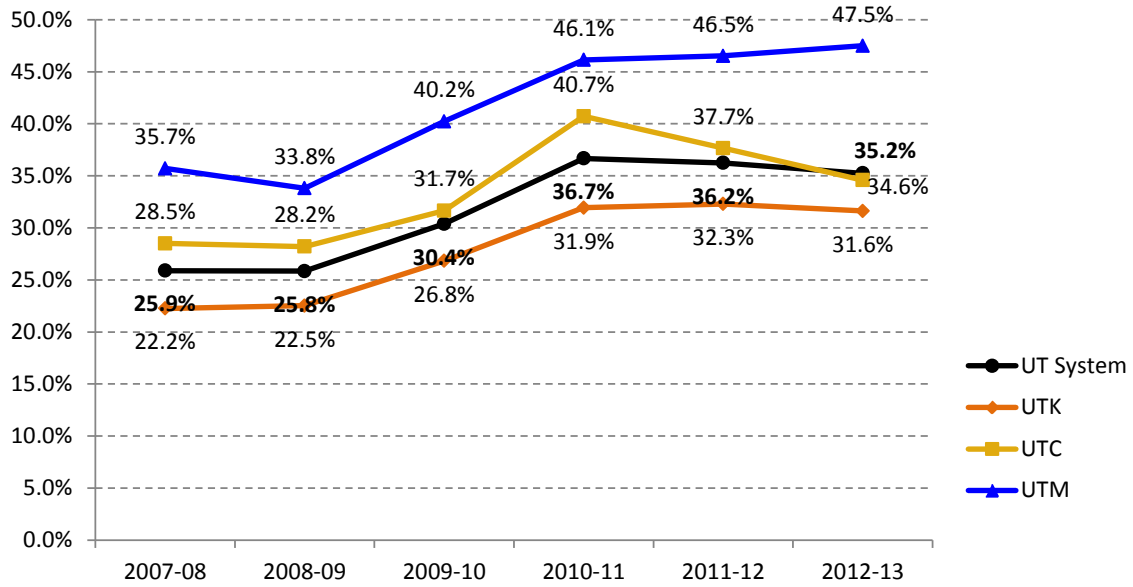
Data show that online students learn at a rate comparable to in-person students.

I've worked with Gov. Haslam's Higher Education Working Group to launch a few Massive Online Open Courses (MOOCs) as pilot efforts across the UT System. UT and the Tennessee Board of Regents are actively seeking opportunities for collaboration in delivery of online courses to students of both systems.

- o STEM Majors, FY '12

| | Change From Prior Year |
|--|------------------------|
| o Undergraduate enrollment: 7,452 | [+8.8%] |
| o Graduate enrollment: 1,997 | [+6.0%] |
| o Undergraduate degrees awarded: 1,361 | [+16.5%] |
| o Graduate degrees awarded: 515 | [+21.7%] |
- o Iron Triangle
 - o Quality: Outcomes
 - o Graduation rate: 56.3 percent [+0.8%]
 - o Undergraduate degrees awarded: 7,499 [+6.9%]
 - o Masters / Ed. Specialist degrees awarded: 2,395 [+6.3%]
 - o Doctoral degrees awarded: 515 [+19.5%]
 - o First-Prof. degrees awarded: 649 [+2.9%]
 - o Of our three campuses' undergraduate programs eligible for SACS accreditation, 95 percent are accredited and accreditation for the remainder is pending review.
 - o Access: Racial, ethnic and socioeconomic diversity
 - o Minority undergraduates: 18.4% [-0.3%]
 - o Minority graduate students: 13.9% [+0.5%]
 - o Pell Grant eligibility: 35.2% [-1.0%]
 - o Minority tenure-track faculty: 16.6% [+1.0%]
 - o Minority staff: 18.5% [+0.7%]
 - o Affordability
 - o Net cost of tuition (Tuition and fees minus avg. grant/scholarship):
 - Knoxville: \$9,092 tuition and fees, \$3,503 net cost
 - Chattanooga: \$7,202 tuition and fees, \$1,763 net cost
 - Martin: \$7,056 tuition and fees, \$1,782 net cost
 - o Level of undergraduate indebtedness: \$17,362 [-4.6%]
 National average indebtedness: \$26,600
 (Source: Institute for College Access and Success)

Percent of UT Undergraduates Receiving Pell Grants



Goal 2. Expanding Research Capacities

- A system-wide research committee has been formed. Members are chief research officers of each campus and institute, and better collaboration among campuses, institutes, UT Research Foundation and the UT System is a goal.

The system-wide research committee has begun developing a proposed membership list for an Industry Advisory Council to be comprised of high-level representatives of prestigious entities. UT campus and institute senior leadership has been asked to nominate potential members.

The system-wide research committee has developed long-range goals for growing the research enterprise and is identifying activity supportive of those goals that can be accomplished by the committee and the Industry Advisory Council in the first two years' existence of both.

- UT System-wide research accomplishments of the last five years:
Sponsored programs and research at all campuses increased 32.4 percent to an all-time high of \$465 million and make up 30 percent of the University's annual budget. Proposals for external research funding – from federal, state, and private sources – have increased 15.4 percent.
- UT Research Foundation:
Revitalization steps have been led by a comprehensive budget analysis and development of a five-year strategic plan. In FY12, nine new startup companies were established, compared to four in the previous year. The 144 invention disclosures in FY12 are a 56 percent increase over the previous year. A leadership transition is under way, with Dave Washburn to become UTRF president in mid-May.
- Oak Ridge National Laboratory:
The UT-Battelle partnership has been managing the lab since 2000, and we're preparing for re-competition for management, as the current contract expires in March 2015.

We have 112 joint-faculty appointments at the lab, double just two years ago. We have placed a total of 10 Governor's Chair scientists and are now recruiting one in information science for the UT Health Science Center and one in computational science at UT Knoxville. Recruitment is being planned for a Governor's Chair in additive manufacturing at the UTK College of Engineering.

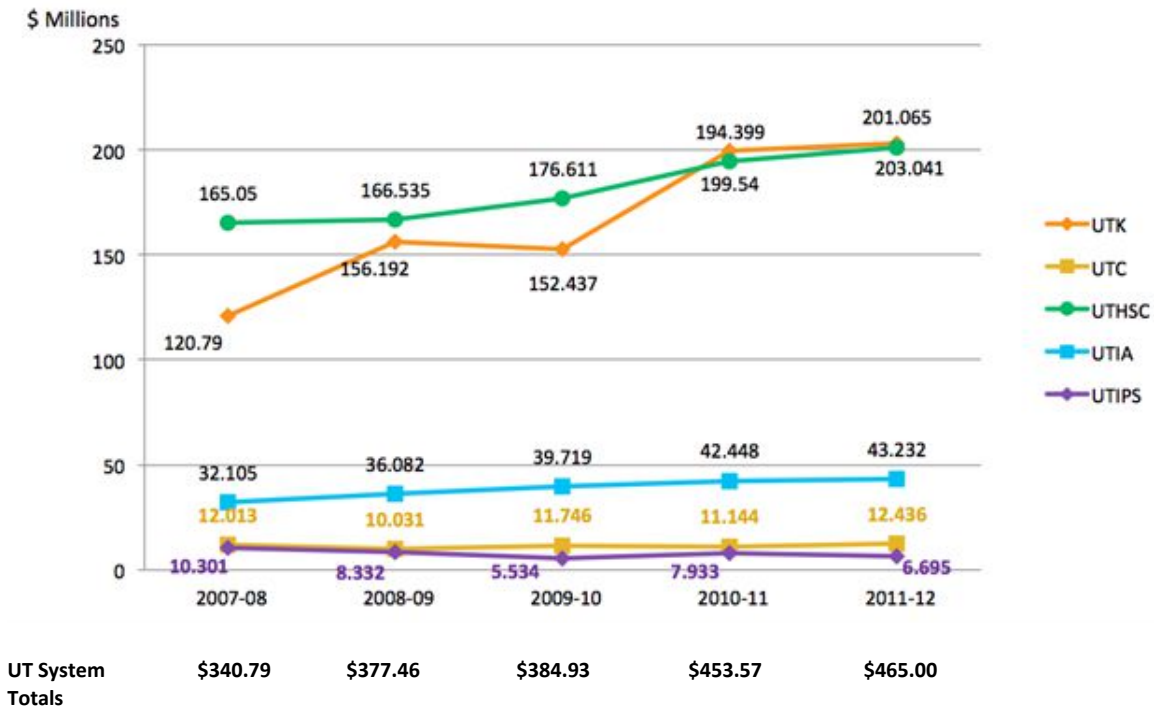
The Bredesen Center for Interdisciplinary Research launched two years ago with a goal of admitting 15 highly-qualified graduate students annually. The goal was exceeded in Year 1 when 18 such students were enrolled and in Year 2 when 27 students were enrolled. This growth pattern is anticipated for the next 10-15 years.

- Cherokee Farm:
A physical manifestation of UT economic development efforts, Cherokee Farm will house companies leveraging UT research resources and seeking ties to UT faculty. Its research focus areas are renewable energy, supercomputing, materials science, climate and environment, and biomedical science.

Cherokee Farm Development Corp. was created to promote private-sector partnerships, and CEO Cliff Hawks will lead the team managing its development. A master ground lease and five-year development agreement have been prepared, and infrastructure is 99 percent complete with sites available for 12 new buildings. The Joint Institute for Advanced Materials Science building will be the first occupied and is to be finished in Fall 2015.

- National Science Foundation—TN-SCORE:
The \$24 million federal grant over five years is among the largest ever to the State of Tennessee. Through it, UT and Vanderbilt jointly provide science/education programs for UT and TBR campuses, private colleges, high schools and industry partners statewide. The science, technology, engineering and math (STEM) education focus is on solar energy conversion, energy storage devices, and nanomaterials in energy conversion/storage.
- Information Technology
 - Implemented a statewide IT governance model
 - Banner student information system in use all campuses
 - TERA research enterprise system in development
 - System IT operations provide procurement opportunities for cost-effective purchases

UT Research and Sponsored Program Expenditures



Goal 3. Fostering Outreach and Engagement

- As we expand UT's presence in each county, we're implementing measures to better understand that presence. Through that process, we have defined metrics, are determining how best to collect data, and developing outreach and engagement models for each campus and institute. [Refer to Goal 3 listing on dashboard indicators]
- The UT Health Science Center, UT Extension and UT Institute for Public Service are our principal conduits for outreach.

The Health Science Center has campus locations in Memphis, Chattanooga and Knoxville, and more than 100 clinical and educational sites serving tens of thousands of patients statewide every year. To its existing affiliations in Memphis, Jackson, Chattanooga and Knoxville, this year, UTHSC added affiliation with Nashville-based Saint Thomas Health System. Once fully developed in 2017, the partnership will train an additional 100 medical residents each year at three Nashville-area hospitals. UTHSC already operates the largest medical residency program in Tennessee, with more than 1,000 residents and fellows who receive training in 85 programs certified by the Accreditation Council for Graduate Medical Education.

UT Extension is present in all 95 counties in Tennessee. Those county offices yielded more than 5.3 million contacts with Tennesseans last year and a \$537 million total economic impact. Tennessee 4H is one of the nation's largest, with more than 300,000 active youth members.

The Institute for Public Service responded to more than 25,500 requests for assistance in FY12, and provided training to more than 12,000 people from law enforcement, industry, and elected officials. IPS' work assisted with retaining or creating more than 5,500 jobs and made more than \$420 million in economic impact.

- Philanthropic support – Alumni contributions are up 46 percent.

A healthy philanthropic giving rate is an excellent indicator of alumni engagement. Private support of the University of Tennessee remains a key theme for my communication with alumni, donors and friends.

UT Foundation Executive Committee met with chancellors on each campus, discussed priorities and alignment of Strategic Plan goals with development efforts
Seeking specific initiatives UTFI can support that advance the Strategic Plan on each campus and institute

Goal 4. Ensuring Effectiveness and Efficiency

This implementation champions group has identified the need for long-term planning to align operating/capital budgeting with strategic plan needs, and to change our budgeting process to planning 3-5 years out. The capital outlay and capital maintenance processes are being reprogrammed to provide or request more timely, detailed information to satisfy multiple external reporting demands, and to minimize the number of requests to campuses and institutes.

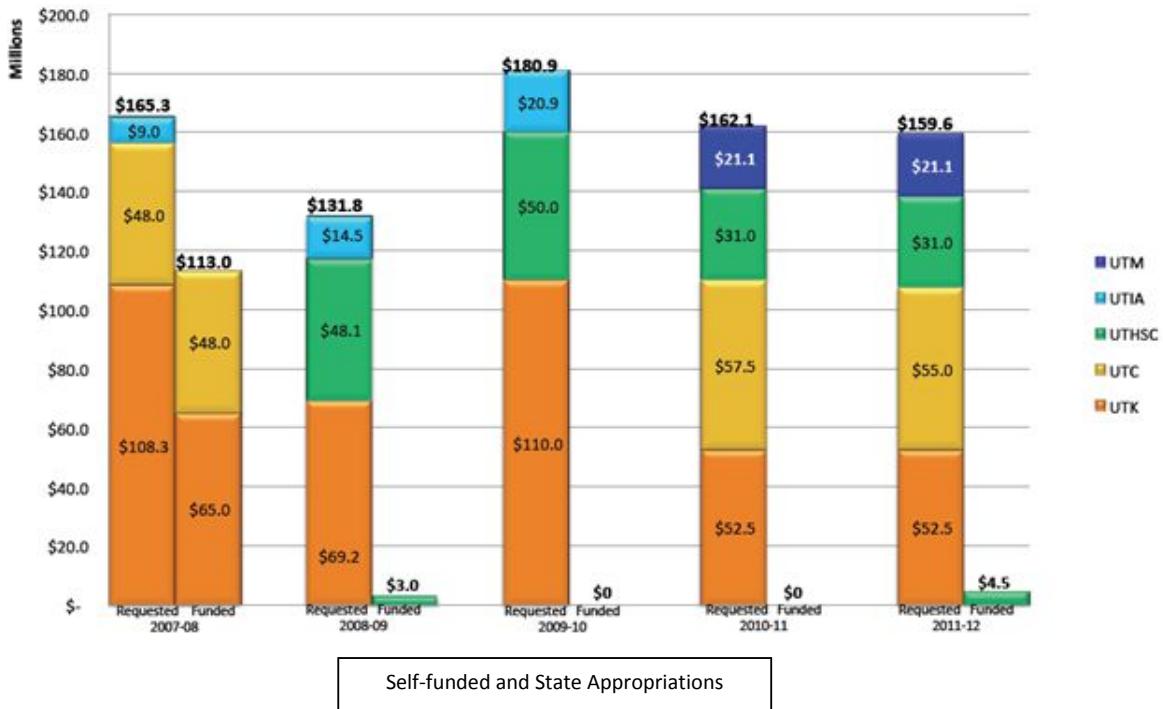
The group has undertaken an ongoing, continual, long-term review of all fiscal policies for necessity or redundancy. An ad hoc task force will review and reform fiscal policies, and a vetting process will engage all Chief Business Officers. That group meets quarterly, and standing agenda items now include process improvement requests, successes, and best practices in efficiencies and effectiveness.

Efforts to provide coordination include defining reporting variables for greater consistency, and building an inventory and calendar of external reporting.

An Information Technology listening tour gathered input on deficiencies and challenges, is completed, and responses are being catalogued for an action plan.

A review of other higher education systems has been done, and comparative data on those systems is contained in an addendum to this document.

Capital Outlay (new construction and renovation)



Goal 5. Advocating for UT

A reinvigorated UT Advocacy Council met in February on the eve of the 2013 legislative session. These UT alumni leaders from across the state spent a day in issues briefings and learning about newly available tools to help inform and engage UT Advocators on critical issues.

- o Advocators at work:

In the session just concluded, information on key legislative issues impacting the University and higher education was distributed to our growing network of alumni advocates and supporters. This large group was notified weekly of ongoing issues and given access to online tools to make their legislative advocacy more effective.

In two instances, legislative proposals that raised substantial concerns for University officials were brought to the attention of committed UT advocates, who mobilized to speak out on those issues with their legislators and members of appropriate legislative committees. Engagement of these advocates was highly effective and instrumental in helping achieve desired outcomes, which ultimately favored higher education and UT. Efforts to inform and engage this advocacy network are ongoing.

- o Communications and Marketing:

Upon Hank Dye's July 2012 retirement as vice president for public and government relations, those previously joined departments were separated in a restructuring. Anthony Haynes was appointed vice president for government relations and advocacy, and a panel of communication and higher education experts internal and external to the University undertook a study of public relations, communications and marketing needs for the UT System Administration. The group was chaired by Tom Griscom, a UT alumnus and board member of the Tennessee Board of Regents, and issued recommendations that have been followed in establishing the position of vice president for communications and marketing.

A 27-member System-wide Marketing and Communications Committee includes faculty and communication experts from inside and outside UT and across the state and was organized in accordance with Strategic Plan requirements. The group was convened, conducted a SWOT analysis of the University and the state, then condensed those findings into a messaging platform. The platform's basis is that the future of Tennessee and of the University are inextricably linked.

The messaging platform has underpinned publications, internal communications, talking points, and news media opportunities that have contributed to enhancing the UT President's role as the "voice" for the value of public higher education and access to a public education in Tennessee. These efforts will continue, seeking ever more effective and visible opportunities.

Arrival of the incoming Vice President for Communications and Marketing in June will facilitate the start of progress on large-scale collaborations on a system-wide marketing campaign, and platforms for promoting both faculty expertise at all campuses and outreach efforts statewide. The System-wide Marketing and Communications Committee will be engaged in those collaborations, their knowledge tapped, and their enthusiasm used to help reach stakeholders. The process of identifying and developing the most appropriate metrics for media relations contacts, social media outreach and engagement, and advocators / advocacy continues.

Best Higher Ed Budget / State Appropriations in a Decade:

- Employee Compensation: The state budget includes funding for pay increases for the third straight year. UT budget officers are working with campuses and institutes to determine additional increases to address merit and market needs.
 - 1.5 percent pay increase for state and higher education employees
 - Continued funding for longevity pay and University-employee match of \$50 toward 401(k) plans
- Appropriations and Tuition: The governor and General Assembly have allocated significant increases in discretionary funding to higher education. Given the constraints on the state's budget, we're grateful for the support. We are moving in the right direction even though it is at a slow pace.
 - "Full funding" to public universities through Complete College Tennessee Act formula. In exchange, UT and TBR agreed to limit tuition increases this year to 6 percent or less. Full funding refers to performance improvement only. While the state gives us only about 60 percent of the formula, we are at least getting 100 percent of the value of our performance gains. The state has fully funded the value of our performance gains for the last two years but, because our base funding fell so far behind in the last two decades, we anticipate it will take a long time to get back to full formula funding.
 - Recurring funding increases of 2.5 percent for UT Institute of Agriculture, UT Institute for Public Service and UT Health Science Center.
- Capital Funding: This will continue to help us improve educational infrastructure and become more efficient in the long term.
 - \$61.65 million to UTHSC for renovations to Crowe, Nash, Mooney
 - \$24 million for conversion of UT Knoxville steam plant from coal to natural gas
 - \$1 million for nursing program expansion at UT Martin Parsons Center
- Educational Programs: A new engineering program will address workforce needs, and funding for a highly successful Institute for Public Service program will enable us to provide more training.
 - \$3 million for a UT Knoxville College of Engineering pilot program to grow enrollment, help meet demand for engineers
 - \$500,000 recurring for the Law Enforcement Innovation Center
- Research: We are pleased with the state's support of our research endeavors, which demonstrate our ability to collaborate and maintain partnerships across the state.
 - \$5 million for each of next four years to support competition for a grant to build a new supercomputer to again rival the world's best
 - \$2.96 million, first year of a five-year commitment for UT Peds, new joint pediatric research effort of UTHSC in Memphis, St. Jude Children's Research Hospital and LeBonheur Children's Medical Center

**Presidential Goals
for the fiscal year ahead:
July 1, 2013 to June 30, 2014**

Continue implementation of the UT System Strategic Plan.

For implementation strategies see: <http://president.tennessee.edu/strategicplan/plan.html#viii>

Strategic Plan Goals and 2013-14 deliverables

Goal 1. Enhancing Educational Excellence

- Develop innovative teaching and learning opportunities that build on the unique capabilities of the system's campuses and institutes and drive key outcomes and standards

Goal 2. Expanding Research Capacity

- Formalize the goals and specific activities of the System Research Committee for 2014 and beyond. The System Research Committee serves as a formal framework for the University's research thought leaders to interact and share opportunities, discuss and address common challenges, and develop strategies that ultimately lead to greater overall competitiveness across the University of Tennessee research enterprise. Specifically, in years one and two, the committee will:
 - a) Develop a system-wide research plan that leverages the combined resources of all the campuses and institutes while taking advantage of the individual strengths and uniqueness of each
 - b) Serve as a portal for information sharing, with committee members being responsible for working with other campus leaders to communicate research priorities, goals, and opportunities to the broader stakeholder base
 - c) Work to develop policies to promote inter-campus collaboration
 - d) Develop uniform conflict-of-interest procedures, facilities use agreements, or other agreements as appropriate

Goal 3. Fostering Outreach & Engagement

- Continue to demonstrate forward progress on indicators of Strategic Plan Dashboard and on Measures of Presidential Performance.

Goal 4. Ensuring Effectiveness & Efficiency

- Continue a vigorous annual performance review of my staff and foster a climate that encourages and requires performance at the highest level.
- Once IT audit is received determine modifications needed and reinitiate a search for CIO.
- Assure and facilitate a smooth transition of leadership for new Chancellor at UTC and new Vice President for Marketing and Communications.

Goal 5. Advocating for the University of Tennessee System

- Pursue increases in FY 15 state appropriations for CCTA performance funding, recurring funding for non-formula units, capital outlay and capital maintenance funds.

Presidential Goals
for the Fiscal Year Ended June 30, 2013:
Report of Accomplishments

University of Tennessee Strategic Plan

Launched implementation upon Board approval of plan in June 2012.

Develop Cherokee Farm Innovation Campus

Campus infrastructure was completed, and construction began on the first building on site which will house the UT-ORNL Joint Institute for Advanced Materials.

The Cherokee Farm Development Corporation (CFDC), a wholly-owned subsidiary of the UT Research Foundation, was created to manage lease contracts and recruit tenants.

Cliff Hawks, previously general manager of the Nashville Superspeedway and director of the Metro Nashville Sports Authority, was hired as president and CEO of CFDC.

Fill vacancies on President's Staff

Dr. Katie High was appointed vice president for academic affairs and student success after serving in an interim role since August 2010.

Charles (Butch) Peccolo was appointed chief financial officer after serving as an interim for two years.

Anthony Haynes was appointed vice president for government relations and advocacy in July 2012.

Dr. Tonjanita Johnson was appointed vice president for communications and marketing, and will begin on June 24, 2013.

Dr. Steve Angle was elected UTC Chancellor in February and will take office on July 1, 2013.

Explore best practices for other university system structures (reviewed separately) and determine possible application to UT while realizing and understanding our uniqueness

13 university systems were examined for comparison. A report summarizing the various structures, titles, roles, locations, governance and other characteristics is attached for your further review.

This report will be distributed and studied by our staff, campuses and institutes.

Refine scheduling for 2013 calendar for greater strategic use of President's time

- The President's office has developed a proactive calendaring and scheduling system. The schedule is reviewed daily by the President's administrative staff, and potential events and activities are routinely discussed with the President.
- Twice yearly, the President's administrative team meets with system-wide staff involved in event scheduling for campuses, institutes, alumni and development. This effort optimizes the President's availability in coordinating schedules and long-range planning for events six months or more away.
- Once essential events are calendared for a certain location of the state or region, the administrative team reviews other incoming requests and arising opportunities for visits with key donors, legislative officials, civic groups or other constituent groups in the same geographic vicinity.

- The President is also being used for development trips throughout the country, hosting regional dinners, and attending one-on-one visits for philanthropic solicitations.
- The President's schedule remains subject to daily change, but it is built strategically and modified only as warranted by higher priority needs.

Objective measures of performance will include those parameters presented as Indicators of Presidential Performance

- Indicators of Presidential Performance are included at end of this document for your review.
- Parameters are for:
 - Strategic Plan dashboard
 - Chancellors' retention and performance plans
 - UT presence in each county



OFFICE OF THE TREASURER AND CHIEF FINANCIAL OFFICER

4.4

May 28, 2013

Mr. Don Stansberry
Vice Chair
The University of Tennessee
Board of Trustees
719 Andy Holt Tower
Knoxville, TN 37996-0174

Dear Vice Chair Stansberry:

A part of the deliberations in your review of Dr. DiPietro includes a review of University accounts under the President's control. Those include:

- President's Office (departmental personnel and operating budget)
- Special Events (unrestricted budgeted operating funds)
- President's Discretionary Fund (restricted funds)
- Special Projects Fund (unrestricted budgeted operating funds)

All of these accounts have been handled in accordance with fiscal policy and operated within budget year-to-date; additionally, the accounts are projected to be within budget at the close of fiscal year 2013 and will be audited by internal audit with a report forwarded to the Board of Trustees.

Please advise if you need additional information or any clarification.

Sincerely,

Charles M. Peccolo
Treasurer and Chief Financial Officer

CMP:tlc

c: Ms. Catherine Mizell
Dr. Joseph A. DiPietro

THE UNIVERSITY OF TENNESSEE
BOARD OF TRUSTEES

ACTION ITEM

DATE: June 19, 2013

COMMITTEE: Executive and Compensation

ITEM: **President's Four-Year Comprehensive Performance Review of Chancellor Cheek and Compensation Recommendation**

RECOMMENDATION: Approval

PRESENTED BY: Joseph A. DiPietro, President

At the Executive and Compensation Committee Meeting on January 28, 2013, President DiPietro announced his plan to conduct a comprehensive performance review of Chancellors after four years in office and at subsequent four-year intervals.

During the spring of this year, President DiPietro conducted a comprehensive performance review of Chancellor Cheek. Following this memorandum are:

1. The President's report of Chancellor Cheek's review, which includes the President's recommendation for a market adjustment to Chancellor Cheek's current base salary of \$394,956; the recommendation is for a 10% increase (which includes the 1.5% increase funded by the state), bringing his base salary to \$434,451.60 effective July 1, 2013; supporting market data follow the President's report;
2. Chancellor Cheek's self-assessment;
3. Results of a 360-degree survey concerning Chancellor Cheek's performance; and
4. Guidelines under which the review was conducted.

MOTION:

That the President's Four-Year Comprehensive Performance Review of Chancellor Cheek be approved; and that the recommended 10% increase in Chancellor Cheek's base salary be approved to bring his base salary to \$434,451.60 effective July 1, 2013.

Four Year Comprehensive Review
Dr. Jimmy G. Cheek
The University of Tennessee, Knoxville

Dr. Cheek has served as Chancellor for the University of Tennessee, Knoxville campus since 2009. During this time his most notable pursuit has been the Top 25 initiative. The goals are ambitious, but the pursuit is noble and will place the Knoxville campus among good company nationally. In terms of the plan, Dr. Cheek has seen gains in 7 of the 12 metrics. I am pleased with his progress in Undergraduate Education and Research specifically.

I am encouraged with the progress that the Knoxville campus has seen in the six-year graduation rate, growing from 59.8% in 2008 to 66.1% currently. The UT Knoxville campus has produced more undergraduate and graduate degrees than any other higher education institution in the state. While UT Knoxville has made progress in this area, Dr. Cheek is aware of opportunities for growth in terms of graduation rates. I am eager to see continued progress in this area.

During Dr. Cheek's tenure, STEM enrollment has grown by 38% (since FY '08). Degrees awarded in STEM disciplines have increased by 33% during that same time period.

Dr. Cheek and his Knoxville colleagues have worked to establish new degree programs over the past four years. I am excited with the establishment of a new Ph.D. program in Energy Science and Engineering, a Professional Doctorate of Social Work, and a Doctor of Nursing Practice. I am also encouraged to see the establishment of a partnership with the Southeast University in Nanjing, China to create the Confucius Institute.

I am pleased of Dr. Cheek's commitment to diversity issues. The establishment of the Council for Diversity and Interculturalism has improved the campus culture and given new voice to diverse campus groups. The minority faculty population has increased from 14.7% (2008) to 16.7% in 2012. During the same time, undergraduate minority enrollment has increased from 13.4% to 16.4%. The recruitment and hiring of a Vice Chancellor for Diversity should also contribute to positive gains in overall diversity efforts.

Dr. Cheek has also made gains in terms of research productivity and extramural funding. UT Knoxville has seen a 91% increase in grant and contract awards from FY '08 to FY '12. I remain pleased with the partnerships developed with the Oak Ridge National Laboratory and the Y-12 National Security Complex.

As evidenced in *Campaign for Tennessee*, UT Knoxville surpassed its campaign goal by 141%. Dr. Cheek and his campus team have followed up the campaign by raising \$104.7 million in 2012, a record year of fundraising activity. I commend his efforts with the Chancellor's Associates, the Accomplished Alumni Award and the Alumni Promise Award. All of these activities contribute toward the development and support of a comprehensive advancement program.

Dr. Cheek has done a superb job managing a very challenging set of circumstances in Athletics. Many of the difficulties he faced were the result of decisions prior to the change in reporting

structure of athletics from the UT System Administration to UTK. Key hires of an athletic director, football, men's basketball and women's basketball, baseball and soccer coaches, reorganization and streamlining the men's and women's programs into a single unit were among the issues he has dealt effectively with. His goals are to restore the athletics program to national prominence, achieve excellence in both academics and athletics, and create a long-term sustainable financial model.

Comments generated from the 360 degree, web-based survey yielded overall positive feedback for Dr. Cheek's job performance in the subcategories of:

- Promotes continued development of academic programs, research, productivity and national reputation of excellence (Leadership)
- Articulates strategic vision and long-term goals for the campus (Leadership)
- Has a clear understanding of financial and budgetary issues (Leadership)
- Understands the importance of engaging alumni, legislators, educational leaders across the state and the community at large in advancing the mission of the university (Leadership)
- Places a high value on faculty development (Faculty)
- Promotes the recruitment, development and retention of excellent faculty, department heads and deans (Faculty)
- Sets research as a high priority for the University (Research)
- Is experienced in promoting the research enterprise (Research)
- Understands Complete College Tennessee Act (CCTA) and its impact on the University (University System)
- Commits to aligned strategic planning (University System)

Areas for potential improvement suggested by the survey responses include:

- Is accessible and open to student input and recommendations (Students)
- Considers faculty input when making important decisions (Faculty)
- Considers staff input in making important decisions (Staff)
- Understands the importance of staff in achieving the University's mission (Staff)

While these topics are listed as areas of improvement, it is noteworthy that Dr. Cheek still received solid marks in these areas (a score of 3.39 to 3.49 out of 4).

Over the last four years Dr. Cheek has performed his duties very well and his overall job performance exceeds expectations.

A market compensation study conducted by UT Human Resources indicates a base salary of approximately \$448,000 - \$480,000 from the Sibson Market Assessment and a median base salary of \$450,000 from THE CHRONICLE OF HIGHER EDUCATION for the UTK Chancellor position. I am aware that high caliber research I universities with open senior level positions frequently contact Chancellor Cheek to encourage his application. Consequently, as a

result of this 4 year comprehensive review, I recommend an increase in base salary of 10%, which includes the 1.5% salary increase funded by the state. This increase would take Chancellor Cheek's base salary from \$394,956 to \$434,451.60 effective July 1, 2013.

Respectfully submitted,

A handwritten signature in blue ink, appearing to read "Joseph A. DiPietro".

Joseph A. DiPietro
President

UNIVERSITY OF TENNESSEE
Chancellor University of Tennessee, Knoxville

Incumbent: Jimmy Cheek

\$394,956

MARKET DATA: For UTK Chancellor - UTK Designated Peers

| CHANCELLOR | Reference 25 th Percentile | Target 50 th Percentile | Reference 75 th Percentile |
|-----------------------------------|---------------------------------------|------------------------------------|---------------------------------------|
| SIBSON (aged) | \$448,310 | \$453,642 | \$480,302 |
| | | Median | Average |
| THE CHRONICLE OF HIGHER EDUCATION | | \$450,000 | \$477,033 |

6/10/13

**University of Tennessee System Administration
 Four-Year Comprehensive Evaluation Report
 Jimmy G. Cheek
 Chancellor at the University of Tennessee, Knoxville
 For the Years 2009-2012**

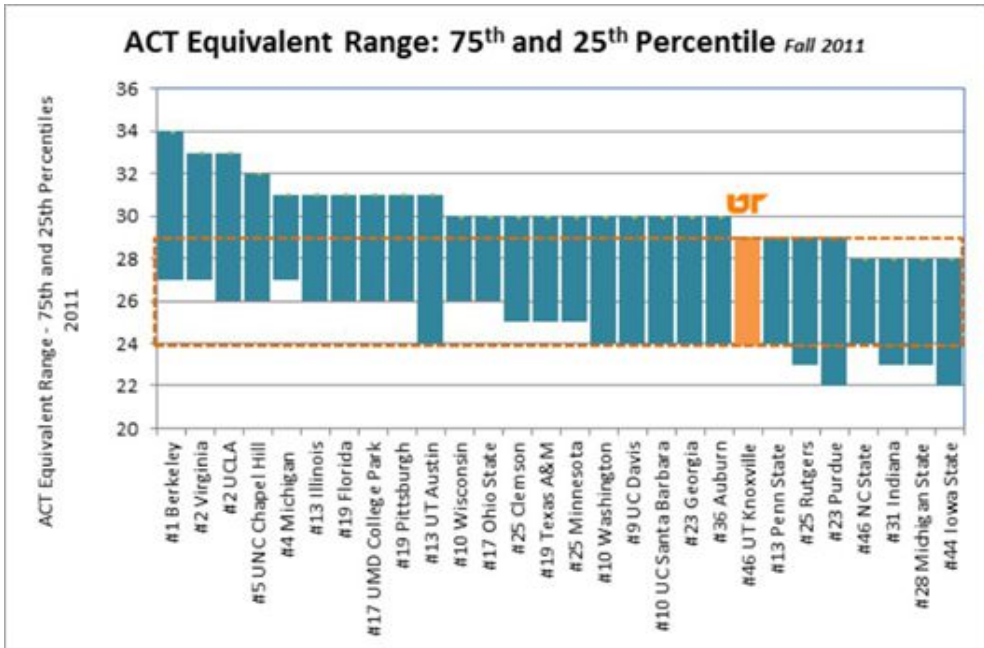
The University of Tennessee, Knoxville continues to make progress to further enhance our state, national and international reputation. In our effort to become a Top 25 Public Research University, we are implementing our Strategic Plan titled “Vol Vision: Pursuit of the Top 25.” Although significant accomplishments have been made, progress on all 12 metrics is needed to continue on our path to success. We must continually strive to realize our mission and have our institution achieve its goal to remain one of the nation’s premiere public research institutions of higher education and improve our standing over time.

Following are details regarding the major accomplishments and metrics used to benchmark performance over the past four years. Please note, items written in orange are links to our website and various news articles which provide more information about the events and initiatives taking place all across campus.

- **Overall Accomplishments**

- Established a strategic vision for the University in my [investiture speech](#).
- **Top 25:** The 12 metrics are displayed below. Positive progress has been made on 7 metrics, no change on 3, and on 2 we did not make progress toward our goal. Specific action plans in 64 areas are being implemented across the university. For 2012, the ACT Percentile Range of our incoming freshman places us within the Top 25 as we are currently above Rutgers and Purdue and tied with Penn State.

| Areas of Focus | Metrics | UTK June 2010 | UTK June 2012 | UTK Change 2010-2012 |
|------------------------------|--|-----------------|---------------|----------------------|
| Undergraduate Education | ACT Equivalent (75 th /25 th Percentile) | 29/24 | 29/24 | No change |
| | Retention Rate (1 st to 2 nd Year) | 84% | 85% | +1 pt |
| | Six-Year Graduation Rate | 60% | 63% | +3 pt |
| Graduate Education | Number of Ph.D. Degrees | 277 | 270 | - 7 |
| | Number of Master’s and Professional Degrees | 1,845 | 1726 | - 119 |
| Research | Federal Research Expenditures | \$70 M | \$109 | +\$39 |
| | Total Research Expenditures | \$165 M | \$208 | +\$43 |
| Faculty | Avg. Tenure-Line Salary Range | \$66 to \$107 K | \$71 to \$115 | +\$5 to \$8 |
| | Undergraduate Student/Tenure-Line Faculty | 20 | 20 | No change |
| | Faculty Awards | 10 | 10 | No change |
| Resources and Infrastructure | Teaching and Support Expenditures/ Student | \$16,100 | \$17,698 | +\$1,598 |
| | Endowment/ Student | \$14,380 | \$16,250 | +\$1,870 |

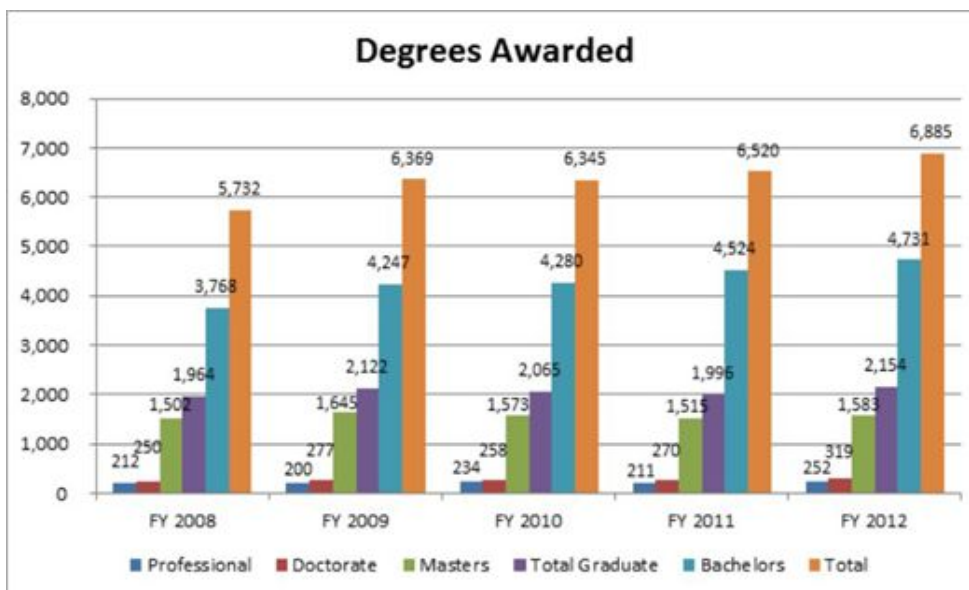


- **"Take 15, Graduate in 4:"** This plan calls for a student to pay for 15 hours of coursework for new undergraduate freshmen and transfer students with the expectation that the 2013 cohort of students' tuition will not increase more than 3% annually during their four years of study. The plan was approved by the Board of Trustees in June 2012.
- **Partnerships:**
 - **Oak Ridge National Laboratory (ORNL):**
 - **Bredesen Center for Interdisciplinary Research and Graduate Education:** In 2010, we accepted the challenge of Governor Phil Bredesen to develop an interdisciplinary Ph.D. program in energy sciences and engineering, grant faculty status to Center faculty and house the program in a Center. Currently 50 Ph.D. students are enrolled in the Bredesen Center. We plan to enroll 25 new Ph.D. students in Fall 2013.
 - **Hired eight Governor's Chairs,** a program that recruits some of the nation's top scientists to work jointly at the University of Tennessee, Knoxville and ORNL:
 - Howard Hall, Nuclear Engineering
 - Terry Hazen, Civil and Environmental Engineering
 - Yilu Liu, Electrical Engineering & Computer Science
 - Frank Loeffler, Microbiology
 - Alexei Sokolov, Chemistry
 - William Weber, Materials Science and Engineering
 - Brian Wirth, Nuclear Engineering
 - Tom Zawodzinski, Chemical and Biomolecular Engineering
 - We have increased the number of joint faculty with ORNL by 93, from 33 in 2009 to 126 in 2013.
 - **Y-12 National Security Complex:** Signed two Memoranda of Understanding with Y-12. The first MOU seeks to push more technologies into the private sector

and expand collaborations to support the development of programmatic opportunities, and to further technical interests and enhance business and administrative processes. The second MOU allows for the joint appointment of key researchers, engineers, executives and staff between UTK and Y-12. Below is an overview of the various ways we have partnered with Y-12 since the MOUs were established:

- Y-12 has hosted over 30 student interns annually for the last two years.
 - Over 20 graduate students have held research positions across Y-12 relative to the students' research interests and skills.
 - About 40 Y-12 employees have begun a master's program in engineering management through classes taught by our faculty. The courses are taught in person at Oak Ridge once a week.
 - Partnered with the Howard H. Baker Jr. Center for Public Policy to determine best practices for nuclear strategy policy.
 - Students in the nuclear engineering program participated in exercises to evaluate physical security systems.
 - Developed a certification program for Nuclear Forensics.
 - Our MBA students participated in the UTK/Y-12 Career Advantage Program.
 - Y-12's input on the University's path forward in a degree program on Reliability & Maintainability in the undergraduate and graduate levels has been immeasurable. Y-12 also provides internship opportunities for students in the R&M program.
 - A formal partnership has been developed with each College on campus.
- Partnerships have been strengthened with organizations such as Eastman Chemical and TVA.
- Signed a Memorandum of Understanding with Pellissippi State Community College establishing the Bridge Program with 75 inaugural students. To date, over 138 students have participated in the program (2011-Present).
- We launched an annual Congressional Internship Program for students. To date, 45 students have participated in the program (2009).
- Named Dr. Buddy Moore as executive director of the UT Space Institute and successfully transferred UTSI from a freestanding UT System entity to a UTK enterprise (2009).
- Revised the "Drop Policy" for undergraduates. This policy allows for dropping four courses during a student's undergraduate career (2011).
- **Baker Center for Public Policy**: We have implemented a plan to make the Center more focused on critical issues, linking it more directly to the academic community, ensuring it can reach its full potential, and be financially viable into the future. Examples of new programs include an enhanced Freshman-through-Senior program to engage students about policy and public service, the Baker Distinguished Lecture Series, and two joint faculty appointments in political science and economics.
- Hired the following:
 - Provost and Senior Vice Chancellor for Academic Affairs, Susan Martin (2009)
 - Vice Chancellor for Finance & Administration, Chris Cimino (2009)
 - Vice Chancellor for Communications, Margie Nichols (2009)
 - Director of the Howard H. Baker Center for Public Policy, Carl Pierce (2009), Matt Murray (2012)
 - Vice Chancellor for Human Resources, Linda Hendricks (2010)

- Director of the Bredesen Center for Interdisciplinary Research and Graduate Education, Lee Riedinger (2010)
 - Interim Vice Chancellor and Director of Athletics, Joan Cronan (2011)
 - Vice Chancellor and Director of Athletics, Dave Hart (2011)
 - Vice Chancellor for Development and Alumni Affairs, Scott Rabenold (2011)
 - Vice Chancellor for Research and Engagement, Taylor Eighmy (2012)
 - Vice Chancellor for Diversity, Rickey Hall (2012)
- I was involved in hiring the following:
 - Men's Head Basketball Coach, Cuonzo Martin (2011)
 - Baseball Head Coach, Dave Serrano (2011)
 - Women's Soccer Head Coach, Brian Pensky (2012)
 - Named Pat Summitt as the Women's Basketball Head Coach Emeritus (2012)
 - Women's Head Basketball Coach, Holly Warlick (2012)
 - Football Head Coach, Butch Jones (2012)
- Named several senior faculty members as Chancellor's Professors:
 - Jeffrey M. Becker, Professor and Head of the Department of Microbiology
 - Joy T. DeSensi, Professor of Exercise, Sport and Leisure Studies
 - Bill Fox, William B. Stokely Distinguished Professor of Business and Director of the Center for Business and Economic Research
 - Charles Glisson, Distinguished Professor of Social Work and Director of the Children's Mental Health Services Center
 - Sally Horn, Professor of Geography
 - Suzanne Lenhart, Professor of Mathematics
 - Beauvais Lyons, James R. Cox Professor of Art
 - Harry "Hap" McSween, Professor and Head of the Department of Earth and Planetary Sciences
 - John T. Mentzer, Professor of Marketing and Logistics
 - George Pharr, Professor and Head of the Materials Science and Engineering Department
 - Carol Tenopir, Professor of Information Sciences
 - Lawrence Townsend, Robert M. Condra Professor of Nuclear Engineering
- **Academics**
 - Our six-year graduation rate has increased to 66.1%, up from 59.8% in 2008.
 - We consistently produce more undergraduates and graduate degrees than anyone else in the state of Tennessee. We graduated nearly 7,000 students last year.
 - The number of total degrees awarded per year has increased by 20%, from 5,732 in FY 2008 to 6,885 in FY 2012.



- Enrollment in STEM degrees also increased by 38% from FY'08-FY'12.
 - Degrees awarded in STEM disciplines increased 33% FY'08-FY'12. Ph.D. degrees awarded increased by 31% during that same timeframe.
 - Established a Ph.D. program in Energy Science and Engineering, Professional Doctorate of Social Work, and Doctor of Nursing Practice (2011).
 - Introduced a two-year, integrated, dual-degree program for students to earn both an MBA and a Master's Degree in Business Analytics (2011).
 - The University has partnered with the Southeast University in Nanjing, China to establish the Confucius Institute. The inauguration celebration of the Institute will be held in April 2013 and will expand opportunities for our students to learn Chinese, experience Chinese culture, and travel abroad (2011-Present).
- **Research Productivity and Extramural Funding**
 - Grant and contract awards increased in FY'12 to \$166,810,898, up from \$87,582, 838 in FY'08. This is a 91% increase.
 - Expenditures increased in FY'12 to \$151,283,497, up from \$104,709,572 in FY'08., for a 45% increase.
 - Revised the reporting line for Centers and Institutes. They now report directly to the Vice Chancellor for Research and Engagement.
 - Participated in ribbon cutting and tour of the New Norris House, a three year project led by an interdisciplinary team of faculty and students. The New Norris House received top green building design classification from the U.S. Green Building Council (2009-2012).
 - The Living Light house, an energy-efficient solar-powered house, placed 8th in the U.S. Department of Energy Solar Decathlon on the Mall in Washington D.C. where it was seen by an estimated one million visitors.
 - The College of Engineering received a five-year, \$18 million award from the National Science Foundation (NSF) and the U.S. Department of Energy (DOE) to create the Center for Ultra-wide-area Resilient Electric Energy Transmission Networks (CURENT) (2011).
 - CURENT will play a key role in President Barack Obama's goal to overhaul the nation's power grid by focusing technologies to operate the power grid more

efficiently over long distances. This, in turn, will enable a shift away from fossil fuels to renewable energy sources within electric grids.

- We launched the new Institute for Nuclear Security (INS). The INS seeks to develop and provide expertise that will shape national and international policies for nuclear security (2012).
- We presented the first Chancellor's Award for Multidisciplinary Research. The award recognizes a team of faculty members who are from more than one academic college and have succeeded in gaining external resources and recognition for their multidisciplinary research (2012).
- The University of Tennessee, Knoxville holds a Top 5 (Public) ranking in Department of Energy funding for FY10. We also rank in the Top 25 (Public) in NSF funding for FY10 (2012).
- Since 2009, 27 of our faculty have been named AAAS Fellows for their teaching and research in a variety of disciplines.
- In 2012, Dr. Dan Simberloff won the prestigious Margalef Award in Ecology and was elected to the National Academy of Science.

- **Alumni Affairs/Development**

- Annually we recognize some of our most outstanding graduates with the Distinguished Alumna/Alumnus Award, the Alumni Service award to recognize graduates and their service to our university, the Alumni Promise award to honor our graduates under 40 who have achieved extraordinary success early in their careers, and the Alumni Professional Achievement Award to recognize alumni who have achieved a high level of success in their chosen field.
- We have awarded 61 alumni with the Accomplished Alumni Award when they visited campus to speak to students in their area of expertise (2009-2012).
- Launched the UTK Alumni Association and a Young Alumni Council (2009).
- Created four new regional development officers in the following cities: Nashville, Memphis, Charlotte, and Houston (2009-2012).
- Saw much growth in our alumni program participation. In 2012 over 25,000 alumni participated in events compared to 15,000 in 2008.
- Meet monthly with the Chancellor's Associates in order to engage community members with campus activities (2009-Present).
- Attended and spoke at numerous events throughout the state of Tennessee, the nation, and world (2009-Present).
- We exceeded our "Campaign for Tennessee" goal by 141%. The goal throughout the 84-month campaign was \$610 million and we raised \$860 million as The Colleges of Agricultural Sciences and Natural Resources, Arts and Sciences, Business Administration, Communication and Information, Education, Health and Human Sciences, Nursing, Law, Engineering, Social Work, and Athletics met or exceeded their goals (2011).
- Following the completion of the highly successful "Campaign for Tennessee," we had our best fundraising year ever in 2012 with over 32,700 alumni and friends contributing more than \$104.7 million (The total was up \$7.6 million over 2010-2011). Currently, we are running ahead in our FYTD fundraising totals again this year for 2013.
- As Chancellor, I have been involved in numerous seven and some eight figure solicitations over the past four years.
- One of our highest priorities is endowed faculty positions which has led to 28 gifts totaling over \$6 million for faculty support throughout 2011 and 2012 including gifts for the

following units: Business, Arts & Sciences, Engineering, Nursing, Social Work, Communications, and Architecture & Design.

- We have set a goal to be a Top 5 SEC fundraising program by 2020. We currently rank 8th-14th in all key metrics (dollars raised, endowment, alumni participation, etc.)

- **Athletics**

- On July 1, 2010, the reporting structure of Athletics transitioned from the UT System to our campus.
- Over the last four years, Athletics has provided over \$20 million in support of scholarships and the academic programs for the University.
- Hosted ESPN's "College Gameday" on campus during the Tennessee – Florida game (2012).
- Completed the reorganization of the Athletics Department by consolidating the men's and women's athletics departments into a single, unified department. The reorganization also eliminated duplications and inefficiencies so that a greater percentage of the department's financial resources can be focused on student-athlete needs and initiatives.
- The total of savings of the reorganization plan is estimated to be nearly \$2.5 million in personnel costs, as measured against the 2012-13 budget. A total of 17 full-time positions within the department of athletics have been eliminated, representing a savings of \$1.03 million. The department will also realize approximately \$850,000 in savings from a combination of unfilled positions being eliminated, resignations, retirements and terminations and another \$625,000 in savings resulting from reductions in the number of student employees. (2012).
- Dave Hart and I are implementing a recovery plan to restore our athletics program to national prominence, achieve excellence in both academics and athletics, and create a long-term sustainable financial model. In concert with the Faculty Athletics Representative, Dr. Don Bruce, we are currently proposing a change in membership and function of the University of Tennessee, Knoxville Intercollegiate Athletics Board.

- **Board of Trustees Action**

- **2009:** The Board of Trustees approved the creation of The Graduate School of Education in the College of Education, Health, and Human Sciences, approved a pilot program for a new rating scale for faculty annual performance reviews, and a 9% tuition increase for academic year 2009-2010.
- **2010:** Secured Board of Trustees approval for establishing differential tuition in the Colleges of Nursing, Business, and Engineering. The Board of Trustees also approved a 9% increase in tuition to be enacted in Fall 2010, as well as the creation of the Department of Public Health. We also received approval for the Interdisciplinary Ph.D. program in Energy Science and Engineering to be housed in the Bredesen Center.
- **2011:** Received the Board of Trustee's approval for both our Strategic Plan titled "Vol Vision 2015: The Pursuit of the Top 25" and the Campus' Long Range Master Plan. We also received approval for a 12% tuition increase for academic year 2011-2012, as well as approval for the College of Business Administration and the UT Health Science Center to offer a dual degree program leading to a Doctor of Pharmacy (PharmD) and a Master of Business Administration (MBA). In addition, the Board of Trustees approved a 5% raise for faculty and staff (2% across the board, 3% merit/equity), a \$100 per semester facility fee, and a promotion process (including salary increases) for lecturers. The Board of Trustees

also approved the naming of the Golf Practice Facility to be the “Mack and Johnnie Day Golf Practice Facility.”

- **2012:** Secured approval from the Board of Trustees for a 2.5% across the board and 2.5% merit pool for faculty and staff, as well as an 8% tuition increase for implementation in Fall 2012. The Board of Trustees also approved changes in the Faculty Handbook regarding recognition of advising and mentoring activities as a part of a faculty member’s teaching effort. Finally, we also received approval for the “Take 15, Graduate in 4” tuition model, this plan goes into effect for all NEW undergraduates in August 2013.
- **Communications & External Relations**
 - Developed and annually published the award winning Chancellor’s Report to communicate significant accomplishments of the university (2009-2012).
 - We have experienced an increase in both national and local media coverage. Our research has been recognized nationally, and we have had tremendous coverage locally in both print and broadcast media about our academic success and the work of our faculty and staff (2009-2012).
 - Each year we held events for Faculty Appreciation Week, a Fellows Reception for faculty inducted into professional societies, and an annual Chancellor’s Fall Dinner (2009-2012).
 - We have awarded honorary degrees to: [Dolly Parton](#), [Al Gore](#), and [Chad Holliday](#) (2009-2012).
 - Worked in coordination with other Chancellors and initiated a monthly Chancellor’s conference via interactive video (2009).
 - Created the Chancellor Scholarship for an outstanding student from Columbia State Community College (2009).
 - Featured [governor-elect Bill Haslam](#) as commencement speaker for the graduating class of Fall 2010.
 - Implemented a yearlong celebration of [50 Years of African-American Achievement on campus](#) (2011).
 - Featured Olympic gold medalist, alumna and current chief of sport performance at USA Track & Field, [Benita Fitzgerald Mosley](#), as commencement speaker for the Fall 2011.
 - Initiated new branding campaign, “[Big Orange. Big Ideas.](#)” as a platform we use to market the university and highlight the impact the University of Tennessee, Knoxville has on the state, nation, and world. As a part of this campaign, we have re-designed our web pages and feature videos of faculty, staff, students, and alumni who share their “big ideas” in making a difference in our world (2012).
 - Our campus hosted [NBC’s “Today”](#) show at Ayres Hall. We were one of six finalists in a nationwide search (2012).
 - The campus celebrated the [150th Anniversary of the Morrill Act](#) and installed two commemorative plaques on campus. I also represented the University at events for the [Sesquicentennial Anniversary](#) in Washington D.C. sponsored by A.P.L.U. (2012).
 - Initiated more opportunities to meet with faculty, staff, students, and alumni, including the Chancellor and Provost meeting with each dean and his/her college leadership team (associate deans and department heads), periodic lunches with staff, as well as meetings with Student Government representatives. The Provost and I also meet annually with each College’s faculty.

- **Diversity**
 - Established and meet with the Chancellor's Advisory Groups such as, the Council for Diversity and Interculturalism, and the Chancellor's Commissions for Blacks; Lesbian, Gay, Bisexual and Transgender People; and Women (2009-2012).
 - The percentage of undergraduate minority students enrolled overall increased from 2008 to 2012 from 13.4% to 16.4%, and graduate minority enrollment percentage declined slightly from 20.4% to 20%.
 - Minority faculty has increased from 14.7 in 2008 to 16.7% in 2012.
 - Female faculty has increased from 36.8 in 2008 to 37.8% in 2012.
 - Since 2008 female undergraduate enrollment remained at 49% through 2012 and female graduate enrollment decreased from 54% to 52%.
 - The Civility initiative was launched on April 15, 2011 at the International Festival on the Pavilion, accompanied by the release of a moving, "One Campus, One Community, Celebrate the Differences" video.

- **Facilities/Infrastructure**
 - **Completed:**
 - Min Kao Electrical Engineering Computer Sciences Building
 - Student Health Services Building
 - Renovation of Greve Hall
 - Renovation of Senter Hall
 - William M. Bass Forensic Anthropology Building
 - Renovation of Ayres Hall, which received LEED certification.
 - Renovations of Neyland Stadium which includes the Tennessee Terrace, an amphitheater, and a bookstore inside Gate 21.
 - Dedicated and unveiled General Neyland's statute at Neyland Stadium
 - Renovations to the Humanities and Social Sciences Building.
 - Renovation of a new Commons Learning Center in Hodges Library
 - Major Research Lab Renovations in SERF, Ferris, Dougherty, and Dabney Buehler
 - Laurel Avenue Electrical Substation and Utilities Infrastructure Expansion
 - **Ongoing Projects:**
 - Brenda Lawson Athletic Center
 - Cumberland Avenue Retail Center (former Rocky Top and McMillan Bookstores)
 - Football Training Center
 - John D. Tickle Engineering Building
 - Joint Institute for Advanced Materials
 - Lake Loudon Blvd. and Neyland Drive Streetscape
 - Natalie L. Haslam Music Center
 - New Residence Hall, our first in over 50 years.
 - New Student Union
 - RecSports Complex
 - Sorority Village
 - Renovation of Old Student Health for Nursing Labs and an expanded Herbarium
 - Renovation of Hoskins Library for ROTC
 - Strong Hall
 - Steam Plant Conversion
 - **We have over \$665 Million in new construction currently taking place all across campus.**

- **Facilities Recognition:**
 - Reduced campus energy consumption by more than 11% (2009).
 - Received the highest grade in the state of Tennessee and tied for the highest ranking in the Southeastern Conference on the recent Campus Sustainability Report Card (2009).
 - We were recognized as one of the most environmentally responsible college campuses in North America by the Princeton Review (2011-2012).
 - We now rank 7th in the nation on EPA's list of green power purchasers among higher education institutions (2012).
 - We signed and finalized a 10-year strategic energy efficiency and management program with the Tennessee Valley Authority, in conjunction with Knoxville Utilities Board (2011-2012).
 - Selected by the Eastern TN Green Building Council for their top award, The Green Light Award of Excellence for Sustainability Leadership (2012).
 - Design Excellence Awards for Ayres Hall, Humanities, and Campus Landscape Improvement projects.
- **Professional Activities**
 - Outstanding Alumni Award, College of Agriculture and Life Sciences, Texas A&M University, 2012
 - Panel Member at The 2012 Public and Land-Grant University Conference on Energy Challenges: The Next 50 Years, Ohio State University, Columbus, Ohio, April-May 2012
 - Panel member at the Precipice or Crossroads: A Symposium on the Future of Public Research Universities, University of Vermont, Burlington, Vermont, October 2012
 - Member, Southeastern Conference (SEC) Presidents and Chancellors Governing Board, July 2010 - Present
 - Presented a paper regarding the Center for Interdisciplinary Research and Graduate Education and the Interdisciplinary Ph.D. program in energy sciences and engineering at the International Association of University President's Triennial Conference in New York City, June 2011.
 - Member, Association of Public and Land-Grant Universities (APLU) Board of Directors, November 2011 – Present
 - Chair, Association of Public and Land-Grant Universities' Commission on Food, Environment, and Renewable Resources, November 2011 – Present
 - Member, Association of Public and Land-Grant Universities, Presidential Advisory Committee on Energy, 2009 – Present
 - Member, University of Tennessee-Battelle Board of Governors, February 2009 – Present
 - Member, University of Tennessee Health System, Inc. Board of Directors, October 2009 – Present
 - Member, Knoxville Chamber of Commerce Board of Directors, August 2011 – Present
 - Member, University of Tennessee Advocacy Council Oversight Committee, December 2011 – Present
 - Member, University of Tennessee System and University-wide Administration Strategic Planning Committee, Leadership & Management Task Force, December 2011 - Present
 - Chair, Board of the International Fertilizer Development Center's Virtual Fertilizer Research Center (VFRC) Advisory Committee, December 2009 – Present
 - Member, International Fertilizer Development Center (IFDC), Board of Directors, June 2012 – Present

- Member, University of Tennessee Athletics Board of Directors and Executive Committee, February 2009 – Present
- Member, THEC Master Planning Committee to develop an educational enhancement plan for the state, 2009 – 2012
- Commissioner, American Council on Education’s Commission on Effective Leadership, May 2010 – Present
- Member, Pat Summitt Foundation Board of Directors, October 2012 – Present
- Member, Knoxville Museum of Art Board of Directors, July 2012 – Present
- Member, Knoxville Opera Board of Directors, June 2011 – Present

JIMMY CHEEK

360° SURVEY

| | | RANDOM (45 possible Responses) | SELECT (130 possible Responses) | MEAN | |
|--------------------------|--|-----------------------------------|------------------------------------|----------------|----|
| LEADERSHIP | SCALE = (1-4) | | | | |
| | Promotes continued development of academic programs, research, productivity and national reputation of excellence | 4.00 | 2 | 3.87 | 39 |
| | Articulates strategic vision and long-term goals for the campus | 4.00 | 2 | 3.85 | 39 |
| | Provides visionary leadership in strategic initiatives | 4.00 | 2 | 3.67 | 39 |
| | Establishes and maintains productive relationships on behalf of the University with state government, the Tennessee congressional delegation, federal agencies and the community at large as appropriate for institutional mission | 4.00 | 2 | 3.73 | 39 |
| | Has exhibited an understanding of the value of diversity, intercultural education, collegiality, collaboration and public service | 4.00 | 2 | 3.61 | 39 |
| | Has a clear understanding of financial and budgetary issues | 3.50 | 2 | 3.81 | 39 |
| | Leads the campus's development activities | 3.50 | 2 | 3.69 | 39 |
| | Understands the importance and role of collegiate athletics | 3.00 | 2 | 3.71 | 39 |
| | Understands the importance of engaging alumni, legislators, educational leaders across the state and the community at large in advancing the mission of the university | 3.50 | 2 | 3.82 | 39 |
| STUDENTS | SCALE = (1-4) | | | | |
| | Is genuinely concerned with student issues | 3.50 | 2 | 3.51 | 38 |
| | Is committed to providing an effective teaching/learning environment for students | 4.00 | 2 | 3.69 | 38 |
| | Is accessible and open to student input and recommendations | 3.50 | 2 | 3.49 | 38 |
| FACULTY | SCALE = (1-4) | | | | |
| | Considers faculty input in making important decisions | 4.00 | 2 | 3.40 | 39 |
| | Is accessible and supportive of the principle of shared governance | 4.00 | 2 | 3.51 | 39 |
| | Places a high value on faculty development | 4.00 | 2 | 3.74 | 39 |
| | Fosters interdisciplinary approaches to undergraduate and graduate education | 4.00 | 2 | 3.70 | 39 |
| | Promotes the recruitment, development and retention of excellent faculty, department heads and deans | 4.00 | 2 | 3.76 | 39 |
| STAFF | SCALE = (1-4) | | | | |
| | Considers staff input in making important decisions | 4.00 | 2 | 3.45 | 38 |
| | Understands the importance of staff in achieving the University's mission | 3.50 | 2 | 3.38 | 38 |
| | Promotes the recruitment, development and retention of excellent staff at all levels | 4.00 | 2 | 3.56 | 38 |
| RESEARCH | SCALE = (1-4) | | | | |
| | Sets research as a high priority for the University | 4.00 | 2 | 3.89 | 39 |
| | Is experienced in promoting research enterprise | 4.00 | 2 | 3.76 | 39 |
| | Is supportive of faculty efforts as entrepreneurs (start-up efforts) | 4.00 | 2 | 3.65 | 39 |
| | Provides direction and incentives for research, scholarly publication, creative achievements and service | 3.50 | 2 | 3.61 | 39 |
| | Demonstrates interest and supports outreach and service-related opportunities | 4.00 | 2 | 3.64 | 39 |
| UNIVERSITY SYSTEM | SCALE = (1-4) | | | | |
| | Understands Complete College Tennessee Act (CCTA) and its impact on the University | 4.00 | 2 | 3.87 | 39 |
| | Commits to aligned strategic planning | 4.00 | 2 | 3.78 | 39 |
| | Understands the relationship and roles of the campus and the university system | 3.00 | 2 | 3.69 | 39 |
| OVERALL | SCALE = (see footnotes) | | | | |
| | I would rate this Chancellor's overall performance over the last four years as: | 4.50* 5.00 | 2 | 3.67** 4.00 | 39 |

While the specific questions contained in the survey were scored on a (1-4) range, the "Overall" question was broadened to a (1-5) range to provide detailed granularity to the overall ranking.

*The "Random" survey is correctly based on a (1-5) range.

**The "Select" survey incorrectly asked the Overall question based on a (1-4) scale as opposed to the intended 5-point scale (used on the "Random" survey).

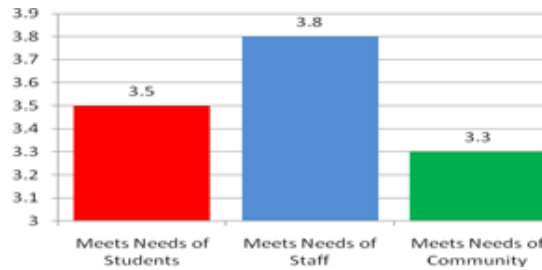
FOUR-YEAR COMPREHENSIVE EVALUATION PROCESS

5.4

GUIDELINES

1. Every four years, a comprehensive performance evaluation of Chancellors will be conducted, involving a broad group of constituents.
2. Each Chancellor will develop an activity report, outlining activities and accomplishments over the four-year time frame. The report will be distributed to all survey participants before they complete the survey.
3. An anonymous feedback tool will be developed that is web-based. Responses will be tracked by constituent group, not by individuals.
4. For each chancellor, the following individuals will be surveyed: SGA President, Faculty Senate President, Employee Relations Council Chair, UT Alumni Association President and Development Council Chair. Additionally, each chancellor will provide a list of individuals to be surveyed, and the President will add others to the list.
5. The President will develop survey questions, in consultation with the Chancellor who will have an opportunity to review and provide comments regarding them before constituents are invited to participate.
6. Individuals will respond on a 4-point scale, with 1 being strongly disagree and 4 being strongly agree. Each question, other than the overall rating, will also have a choice of not applicable (N/A). Only one response can be selected for each question.
7. The President will send an email to each individual invited to provide feedback and provide a three-week window for their confidential feedback. The tool will not require user IDs or passwords, and only those invited to participate will have the link to access the tool. All participants will be invited to respond to all questions, regardless of category, because they may have observed and have feedback about the Chancellor's interaction with other groups.
8. After the feedback tool closes, the President will be provided a summary report, which will roll feedback into constituency groups (i.e., students, faculty, staff, community, alumni, etc.) and will provide an average rating based on feedback from the entire group. The President will not be able to attribute ratings to individuals. This provides a more balanced summary, which will include outliers (extremely high or extremely low), but one individual cannot set the overall rating for an entire group.
9. There will be a free-text question at the end of the survey. The comments have no scoring value.

10. When the survey closes, a summary report will be provided in the following format:



5.4

We use these confidential feedback tools now in our annual performance evaluation process for my direct reports and to collect feedback from key constituent groups in a search. It works extremely well, providing confidentiality, which increases feedback. It is also easy to access and does not require the participant to establish or remember a user ID and password, which causes individuals to be concerned that their feedback is not anonymous and can be accessed through their user ID and password.

GROUPS TO PARTICIPATE

For each chancellor, the following individuals will be surveyed: SGA President, Faculty Senate President, Employee Relations Council Chair, UT Alumni Association President and Development Council Chair. Additionally, each chancellor will provide a list of individuals to be surveyed, and the President will add others to the list. Groups to include:

1. Students
2. Faculty
3. Staff
4. Alumni
5. Community and Major Donors
6. Legislators and External Relationships
7. UT System and UT Foundation Administration

SURVEY QUESTIONS

Questions will be adjusted/revised to suit the mission of each campus and responsibilities of each Chancellor. For each question, the scale will look like this:

Leadership

| | Strongly Disagree | | Strongly Agree | | Not Applicable (N/A) |
|---|-------------------|-----|----------------|-----|----------------------|
| | (1) | (2) | (3) | (4) | |
| Promotes continued development of academic programs, research, productivity and national reputation of excellence | | | | | |

Leadership

- Promotes continued development of academic programs, research, productivity and national reputation of excellence
- Articulates strategic vision and long-term goals for the campus
- Provides visionary leadership in strategic initiatives, such as the Top 25 initiative or other regional or national recognition
- Establishes and maintains productive relationships on behalf of the University with state government, the Tennessee congressional delegation, federal agencies and the community at large as appropriate for institutional/institute mission
- Has exhibited an understanding of the value of diversity, intercultural education, collegiality, collaboration and public service
- Has a good understanding of community growth while maintaining a quality education
- Has a clear understanding of financial and budgetary issues
- Leads the campus's development activities
- Understands the importance and role of collegiate athletics
- Understands the importance of engaging alumni, legislators, educational leaders across the state and the community at large in advancing the mission of the university

Students

- Is genuinely concerned with student issues
- Is committed to providing an effective teaching/learning environment for students
- Is accessible and open to student input and recommendations

Faculty

- Considers faculty input in making important decisions
- Is accessible and supportive of the principle of shared governance
- Places a high value on faculty development
- Fosters interdisciplinary approaches to undergraduate and graduate education
- Promotes the recruitment, development and retention of excellent faculty, department heads and deans

Staff

- Considers staff input in making important decisions
- Understands the importance of staff in achieving the University's mission
- Promotes the recruitment, development and retention of excellent staff at all levels

Research and Outreach

- Sets research as an important priority for the University
- Is experienced in promoting research enterprise
- Is supportive of faculty efforts as entrepreneurs (start-up efforts)
- Provides direction and incentives for research, scholarly publication, creative achievements, and service
- Demonstrates interest and supports outreach and service-related opportunities

University System

- Understands Complete College Tennessee Act (CCTA) and its impact on the University
- Commits to aligned strategic planning
- Understands the relationship and roles of the campus and the university system

Overall

I would rate this Chancellor’s overall performance over the last four years as:

Scale 1 – 5 (ineffective to extremely effective)

Comments

What other information would you like to share regarding the Chancellor’s performance (free text field)?

Thank you for your feedback!

THE UNIVERSITY OF TENNESSEE
BOARD OF TRUSTEES

ACTION ITEM

DATE: June 19, 2013

COMMITTEE: Executive and Compensation

ITEM: **President's Four-Year Comprehensive Performance Review of Chancellor Rakes and Compensation Recommendation**

RECOMMENDATION: Approval

PRESENTED BY: Joseph A. DiPietro, President

6

At the Executive and Compensation Committee Meeting on January 28, 2013, President DiPietro announced his plan to conduct a comprehensive performance review of Chancellors after four years in office and at subsequent four-year intervals.

During the spring of this year, President DiPietro conducted a comprehensive performance review of Chancellor Rakes. Following this memorandum are:

1. The President's report of Chancellor Rakes' review, which includes the President's recommendation for a market adjustment to Chancellor Rakes' current base salary of \$224,873.04; the recommendation is for a 10% increase (which includes the 1.5% increase funded by the state), bringing his base salary to \$247,360.32 effective July 1, 2013; supporting market data follow the President's report;
2. Chancellor Rakes' self-assessment;
3. Results of a 360-degree survey concerning Chancellor Rakes' performance; and
4. Guidelines under which the review was conducted.

MOTION:

That the President's Four-Year Comprehensive Performance Review of Chancellor Rakes be approved; and that the recommended 10% increase in Chancellor Rakes' base salary be approved to bring his base salary to \$247,360.32 effective July 1, 2013.

Four Year Comprehensive Review

Dr. Tom Rakes

The University of Tennessee at Martin

Dr. Tom Rakes has been Chancellor of the University of Tennessee at Martin since 2007. He has maintained a continued focus on enrollment, as it has increased 8% since his arrival despite some fluctuations nationally. I am pleased with Dr. Rakes' continued success in recruiting highly qualified freshman classes, most recently evidenced by the most recent class having an average high school GPA of 3.46, the highest ever for the UT Martin campus. Dr. Rakes remains committed to UT Martin's mission of being an excellent teaching institution, with an emphasis on undergraduate education. UT Martin serves the region well, with nearly 45% of incoming students being first-generation students.

Dr. Rakes has seen the UT Martin online offerings continue to grow. I am pleased with the creation of online graduate programs in Gifted and Talented and Instructional Design over the past two years. Dr. Rakes and his UT Martin colleagues also successfully transitioned a number of undergraduate minors into an online format. These programs are growing, as evidenced by an increase in enrollment by 30% since 2009.

I am pleased with UT Martin's growth in the recruitment of a more diverse student body. It is encouraging that the African-American student population has increased by 7.6% over the past four years. The overall percentage of African-American students is now 16%. Under Dr. Rakes' leadership, UT Martin makes a point to celebrate diversity in the campus culture. The annual Civil Rights Conference is a point of pride. I am happy to see that this prestigious program is celebrating its 13th anniversary. Additionally, the 2011 celebration of "50 Years of African-American Achievement" at UT Martin was well done.

Degrees awarded totals have shown continued progress since 2008-09. I am pleased with progress in the six-year graduation rate totals (currently 48.9%), currently placing UT Martin among the highest in the state among public institutions. While we have made progress in this area, there is still great room for improvement. I am convinced that Dr. Rakes is keenly aware of opportunities for growth in this area, and I look forward to charting progress in terms of completion at UT Martin.

UT Martin continues to garner regional and national attention for academic excellence over the past four years, including recognition from U.S. News & World Report and the Princeton Review. There exists a continued commitment to quality, as evidenced by the UT Martin Faculty Senate voting to increase undergraduate admission standards. This represents the second increase in admissions standards in the past five years.

The leadership team, faculty and staff remain extremely involved and engaged in the region and state, as evidenced by Dr. Rakes' Comprehensive Review self-evaluation and the data supporting the external activities of members of the campus community. I appreciate Dr. Rakes' leadership in the formation of the Tennessee Campus Compact, the Northwest Tennessee Rural Education Collaborative, and--perhaps most prominent among the outreach efforts--the WestStar regional leadership program. The academic footprint is growing in size and quality as evidenced by the

flourishing off-campus centers in Parsons, Ripley, Jackson and McNairy County. UT Martin students benefit greatly from the Reelfoot Lake Ecological Field Station and the Coon Creek Field Laboratory, as these field experiences lend themselves to experiential, hands-on learning. Another great point of outreach and service emphasis is the continued growth of the Regional Entrepreneurship and Economic Development Center (REED), serving over 500 business owners since 2009.

I am pleased with Dr. Rakes' innovative efforts to attract more students to campus. The "Maymester" term between spring and summer semesters allows for greater course scheduling flexibility and increases the offerings made for students. I applaud UT Martin's efforts to recruit highly qualified out-of-state students with exemplary ACT and GPA credentials.

Private giving has been a priority during the tenure of Dr. Rakes. As evidenced in *Campaign for Tennessee*, UT Martin exceeded its campaign goal of \$25 million by more than 100%. I am pleased that UT Martin finished the campaign counting period at a record total of \$58 million. This is a tremendous, multi-year accomplishment.

Dr. Rakes has done a very good job managing intercollegiate athletics. The Skyhawks have won several conference championships and academic success of the student athletes has been very strong.

Comments generated from the 360 degree, web-based survey yielded overall positive feedback for Dr. Rakes' job performance in the subcategories of:

- Understanding the value of diversity, intercultural education, collegiality, collaboration and public service (Leadership)
- Understanding of financial and budgetary issues (Leadership)
- Understanding of the importance and role of college athletics (Leadership)
- Providing an effective teaching/learning environment for students (Students)
- Accessible and open to student input and recommendations (Students)
- Considers faculty input in making important decisions (Faculty)
- Accessible and supportive of the principle of shared governance (Faculty)
- Understands CCTA and its impact on the University (University System)
- Understands the relationship and roles of the campus and the university system (University System)

Areas for potential improvement suggested by the survey responses include:

- Articulates strategic vision and long-term goals for the campus (Leadership)
- Provides visionary leadership in strategic initiatives (Leadership)
- Leads the campus development activities (Leadership)

While these topics are listed as areas of improvement, it is noteworthy that Dr. Rakes still received solid marks in these areas (a score of 3.34 to 3.40 out of 4).

Over the last four years Dr. Rakes has performed his duties very well and his overall job

performance exceeds expectations.

A market compensation study conducted by UT Human Resources indicates a base salary of approximately \$231,000 - \$315,000 from the Sibson Market Assessment and \$353,800 base salary for one peer reported in THE CHRONICLE OF HIGHER EDUCATION for the UTM Chancellor position. I am aware that high caliber regional universities with open senior level positions frequently contact Chancellor Rakes encouraging his application. Consequently, as a result of this 4 year comprehensive review, I recommend an increase in base salary of 10%, which includes the 1.5% increase funded by the state. This increase would take Chancellor Rakes' base salary from \$224,873.04 to \$247,360.32 effective July 1, 2013.

Respectfully submitted,

A handwritten signature in blue ink, appearing to read "Joseph A. DiPietro".

Joseph A. DiPietro
President

6.1

UNIVERSITY OF TENNESSEE
Chancellor University of Tennessee at Martin

Incumbent: Thomas Rakes

\$224,873

MARKET DATA: For UTM Chancellor - UTM Designated Peers

| CHANCELLOR | Reference 25th Percentile | Target 50th Percentile | Reference 75th Percentile |
|--|---|--|---|
| SIBSON (aged) | \$231,473 | \$260,015 | \$315,009 |
| | | Base Pay | |
| THE CHRONICLE OF HIGHER EDUCATION – One Peer Reported | | \$353,800 | |

6/10/13

6.1

**The University of Tennessee at Martin
 Four-Year Comprehensive Evaluation Process
 Thomas Rakes, Chancellor
 2009-2012**

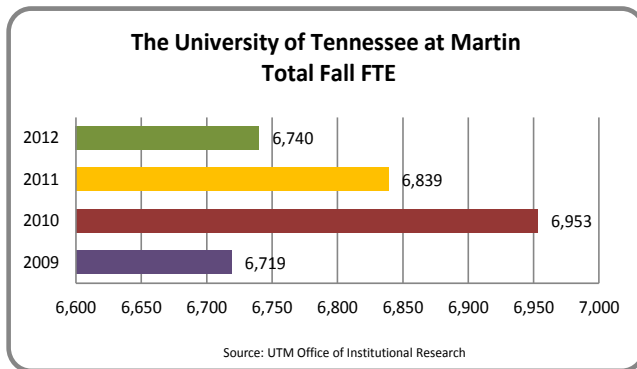
This report provides a snapshot of overall performance throughout the four-year interval 2009-2012. Although numerous examples have been provided to illustrate measureable indicators, due to the nature of some activities, the information is offered as a summary in order to limit the amount of detail reflected in a 48 month interval. Overall, this information provides an accurate reflection of progress and successful operation as well as identifying challenges that continue to be addressed.

Goal 1: Enhancing Educational Excellence

Enrollment, Diversity, Degrees Awarded, Retention and Graduation, Student Quality, Faculty Workload, Faculty

Enrollment

- Enrollment increased 8% since Dr. Rakes was named Chancellor in 2007, despite the recent decrease in enrollment felt across the state for most public universities. The fall 2012 freshman class was the third largest in school history, recording the highest high school GPA of an entering class at 3.46. ACT scores at UT Martin once again top the state and national norms.
- The full-time student population has fluctuated since 2009. Despite increased direct support including scholarship enhancements, an 80% reduction in dual enrollment, localized unemployment rates (in the top 2-3 counties in the state), and a high Pell Grant eligible student population, recent enrollment decreases have occurred.



- UT Martin’s student body profile is aligned with the campus mission, which is focused on primarily undergraduate education. UTM has the highest percentage of undergraduate students among the total student body for public institutions in the state. Undergraduate enrollment has increased 40% during the past decade, but has declined in the most recent two years. Currently, 95% of the UTM student population is enrolled at the undergraduate level.

- Individualized attention by faculty has been a hallmark throughout UT Martin's history and has attracted many students seeking a high-quality undergraduate education in a hands-on, experiential-learning environment. This experience appeals to many first-generation students in the region and accounts for 40-45 percent of the typical incoming freshman class.
- Nearly 50% of UT Martin's first-time, fulltime freshmen are Pell Grant eligible, the second highest among Tennessee institutional peers.
- In 2011 UTM began a program to expand Honors Program enrollment including a focus high quality on out-of-state students. In 2011, 19 additional out-of-state honors students were enrolled. Conservative projections for additional honors students enrolling in Fall 2013 are 35 based upon offers to 69 new students as of February 2013.
- Graduate enrollment totals at UT Martin are the smallest among public institutions in the state. Graduate enrollment fluctuated over the past four years, but increased in fall 2012. Graduate programs offer master's degrees that serve needs in Agriculture and Natural Resources, Business, Education with an emphasis in Counseling, Educational Leadership, and Teaching, and Family and Consumer Sciences. These degrees are offered online.
- In 2012 degree options for online master's programs were added in Gifted and Talented and Instructional Design (online teaching).
- In addition to an existing undergraduate program (Interdisciplinary Studies) offered online, business management was moved to an online format in 2009.
- Since 2010 the following undergraduate program minors have become available online: agriculture, business administration, history, management, marketing, paralegal studies, and psychology.
- Online student credit hour production continues to increase as reflected by an increase of 13% from fall 2011 to fall 2012. Online total headcount enrollment in 2009 compared to 2012 reflects an increase of 30%.
- Army ROTC enrollment increased 20% from fall 2011 to fall 2012.
- UT Martin Skyhawk Battalion's Cadet Kimmie Balkcom was honored as the top cadet of his regiment during the National Leader Development Assessment Course held at Joint Base Lewis McChord, Washington, during summer 2012.

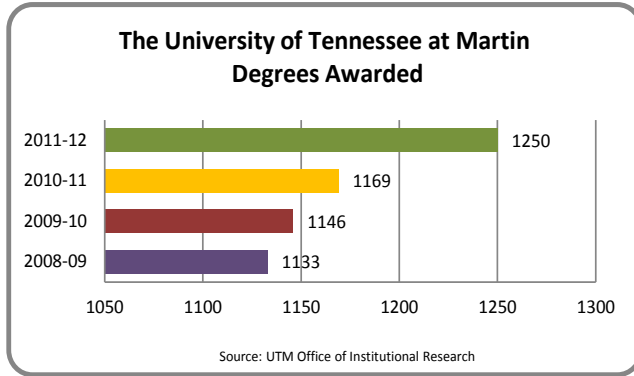
Diversity

- The diversity of UT Martin's student body increased during the past four-year period. The most notable increase was among African-American students. The African-American student population increased 7.6% in overall undergraduate enrollment and increased 8.1% in the freshman class. The overall percentage of African-American students is 16% (2012).

- The UT Martin student body remains globally diverse, drawing enrollment from 85 counties in Tennessee, 39 states, and 18 countries. However, as with many institutions, the majority of UTM students choose to attend a college close to home, most within a 100-mile radius.
- In recognition of campus history and diversity, UT Martin hosted a yearlong celebration entitled “Celebrating 50 Years of African-American Achievement.” To mark the celebration, a dedication ceremony was held at Unity Circle, north of Clement Hall, on September 15, 2011, in honor of the first African-American undergraduate student to enroll at UTM, Ms. Jessie Arnold Pryor, and the first African-American student to graduate, Ms. Beverly Polk Echols.
- Each year, the campus hosts a nationally acclaimed week-long Civil Rights Conference, now in its 13th year, drawing hundreds of participants from across the region involving ever wider constituencies on and off campus. The conference aims to document living history by featuring Civil Rights participants and making UT Martin a center for the preservation and documentation of Civil Rights history in West Tennessee. The conference goal is to give back to the West Tennessee community by offering quality programs to the public in a unique learning environment and by recognizing outstanding service and contributions of West Tennesseans and UTM alumni, as seen in the Jo Helen Beard Award for best student paper in civil rights history.
- Composition of senior leadership for the campus reflects 33% female and 11% African-American (2012).
- Chancellor Rakes serves as chair, UT Diversity Advisory Council (DAC) Leadership subcommittee (2011-present).

Degrees Awarded

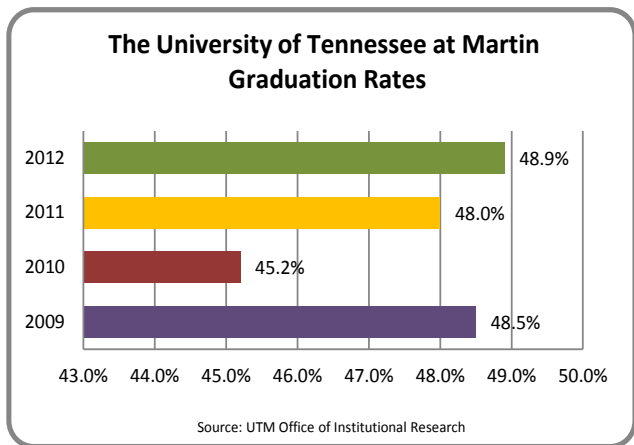
- Completion of more than 30 universal transfer pathway agreements with community colleges will open the way for more transfer students to pursue their educational goals. UTM admitted approximately 30 students within the first two years (2011).
- The number of UT Martin students completing degree requirements has increased by 9.9% since 2009. This includes an increase of 21.1% in the number of African-American graduates (2012).
- Since 2009, the number of degrees awarded has increased 10.3%, for an average annual increase of 2.58% over the four-year interval.

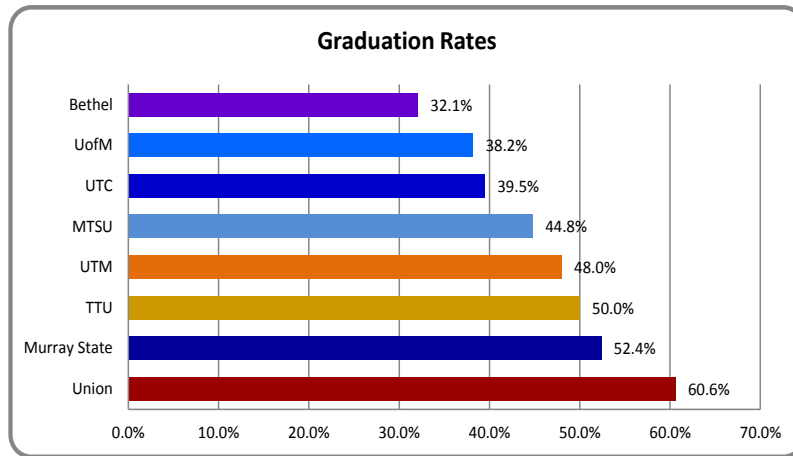


- With the offering of more online graduate program options recently developed in Education, graduate enrollment is predicted to increase 5% annually.

Retention and Graduation

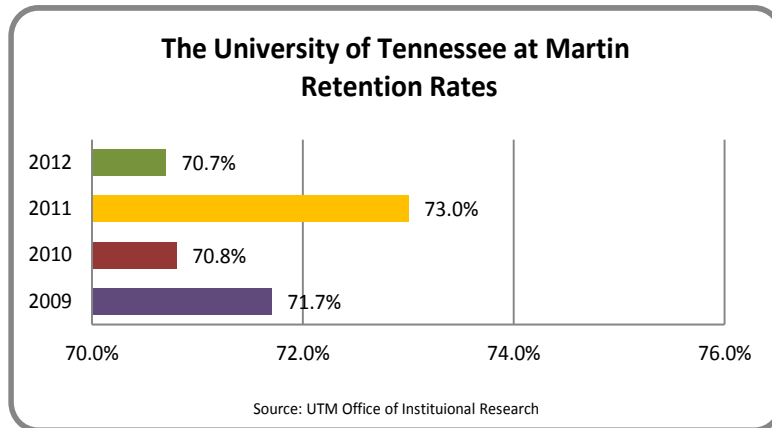
- Six-year graduation rates have increased significantly in the past decade, increasing nearly 8% in the last four years. UT Martin has one of the highest graduation rates among public institutions in the state (2012).





6.2

- One indicator of academic quality is the attainment of national accreditation of professional programs. Since 2009, programs have been successfully reaccredited by the following associations or commissions: Accreditation Board for Engineering and Technology, Inc., (2011), National Council for Accreditation of Teacher Education (2011), Association to Advance Collegiate Schools of Business International (2010), Council on Social Work Education (2011), Accreditation Council for Education in Nutrition and Dietetics (2011), and the National League for Nursing Accrediting Commission (2011).
- Stringent academic program reviews by external reviewers ensure academic quality is maintained for academic disciplines without national accrediting bodies. Programs completing successful program reviews recently include the following: Agriculture (2011), Natural Resource Management (2011), English (2011), Geosciences (2011), Criminal Justice (2012), Psychology (2012), Sociology (2012), and Fine and Performing Arts (2012).
- The Quality Enhancement Plan (QEP), a SACS required program, began in 2009. The resulting ongoing program, Maximum Information Literacy Excellence (MILE) Program is designed to enhance student application of information literacy at three different points throughout a student’s undergraduate academic career at the University.
- UT Martin is the first institution in Tennessee to offer admission to a summer program with the National Forensic Academy through partnership between the UTM Criminal Justice program and the Law Enforcement Innovation Center in Knoxville (2011).
- The undergraduate retention rate has fluctuated, but has increased marginally in the last nine years. UT Martin currently ranks in the middle of the state’s overall graduation rates (2012).



6.2

- UT Martin began a new undergraduate option in Veterinarian Health Technology in Animal Science with 60 students (spring 2012).
- UTM added an online Bachelor of Science program in Business Management in fall 2009 with a current enrollment of xx
- New online degree options were approved within existing master's degree programs in Education including Instructional Design and Technology (emphasizing online teaching and learning), Montessori certification, and Gifted and Talented (2012).
- Two new undergraduate options were added in Agriculture Business with an option in Farm and Ranch Management, and in Education with add-on certification in English as a Second Language (2012).
- UT Martin's MBA program was ranked a top 20 "Best Buy" by GetEducated.com and placed on their Website's 2012 list of Best Online Master of Business Administration (MBA) Programs.
- Results from a survey required by NCATE, the national accrediting agency for teacher education programs, placed UT Martin's Education programs in the top third of all programs nationally.

Student Quality

- Ranked by U.S. News & World Report as a top tier institution among Public Southern Master's Level Universities, UT Martin tied for 18th place, up from 20th place in the previous year's rankings (2012). This ranking is the highest of any UT System primary institution within its respective category.
- UTM was recognized as a "Best in the Southeast" in the "2013 Best Colleges: Region by Region." UT Martin has been named to the list for the past ten consecutive years by The Princeton Review (2013).

- Quality can be measured in many ways. Admission standards are one important indicator. The UT Martin Faculty Senate voted to increase undergraduate admission standards; effective fall 2014 after receiving approval by the UY Board of Trustees (2013). This change represents the second increase in admission standards in five years (2012).
- Attracting capable students is important. In its second year, the UT Martin out-of-state Honors Program initiative is on track with 69 awards for fall 2013. This represents an increase of more than 50 full-time enrollments (FTE) over those admitted the previous year.
- UT Martin College of Engineering and Natural Sciences was the top performing college for student scholarly productivity, reporting 42 undergraduate research projects involving 70 students being mentored by 27 faculty members (2012).
- The Southeastern Journalism Conference named the WUTM student radio station Best College Radio Station in the South for the third consecutive year (2009, 2010, and 2011).
- WUTM earned the highest-ranking Platinum Award for the second consecutive year from the Intercollegiate Broadcasting System (IBS) (2011). The station was recognized as the nation's top collegiate radio station (2012).
- The Skyhawk women's softball team won the Ohio Valley Conference (OVC) Championship in 2009.
- The women's basketball team won the Ohio Valley Conference (OVC) Championship in 2010 and 2011.
- The women's soccer team won the Ohio Valley Conference Championship in 2012.
- Students from the Department of Engineering created seven new mobile applications (2012).
- Academic success is an important achievement for Skyhawk student-athletes. Athletes have attained an overall 3.05 GPA. All intercollegiate athletic teams exceed the Academic Progress Rate (APR) minimum of 930 (2012).
- Thirty-two percent of UT Martin's student-athletes were recognized on the 2011-2012 Commissioner's Honor Roll from the Ohio Valley Conference (OVC). Sixteen of those student athletes received the OVC Academic Medal of Honor with a perfect 4.00 GPA. Leah Taylor, a senior softball player, was awarded one of six scholar-athlete awards, the highest academic honor from the OVC. The women's tennis team won the 2011-2012 OVC academic team award by having the highest percentage of players on the Commissioner's Honor Roll.
- Participation in the nationally acclaimed Student Leadership Challenge has served 350 students since 2009.
- Student members of the UTM American Chemical Society chapter led the nation for the number of outstanding ratings (30) and Green Chapter designations (10).

- The UTM Collegiate Future Farmers of America (FFA) chapter was named top collegiate chapter in Tennessee for the seventh consecutive year at the 2011 Tennessee FFA Alumni State Convention.
- Fifteen UT Martin students were honored with American FFA Degrees (2012).
- The UTM Student Chapter of the National Wildlife Society received the 2011 Southeastern Outstanding Student Chapter Award.
- UT Martin Social Work students placed first among 600 entries in the state policy poster session held by the National Association of Social Workers, Tennessee Chapter (2012).
- UT Martin sponsored the most students presenting research at the “2012 Posters at the Capitol” in Nashville.
- Two chemistry majors won the American Chemical Society Southwest Regional poster contest in Analytical Chemistry in Baton Rouge, Louisiana, on November 7, 2012.
- A UT Martin degree provides strong earning potential compared to the cost of attendance, while serving a financially challenged student population. In 2012, UTM ranks second in the first year earnings-to-cost ratio as published in *The Earning Power of Graduates from Tennessee’s Colleges and Universities* by College Measures (collegemeasures.org).

Faculty and Faculty Workload

- The number of tenure track faculty and non-tenure track faculty has remained relatively flat over the past four years.
- Dr. Karoline Pershell, an assistant professor of Mathematics, was awarded a Fulbright Scholarship (2012).
- The Caixa Percussion Trio (Department of Music) named by *Drum!* Magazine as Percussion Ensemble of the Year (2011).
- Blackboard usage increased by 54 faculty (62% of total faculty) in 2011 to 71% of total faculty in 2012.
- Faculty workloads remain among the highest of public universities in Tennessee, with faculty teaching loads of approximately four courses per semester, along with advising, scholarly productivity, and service and outreach expectations.

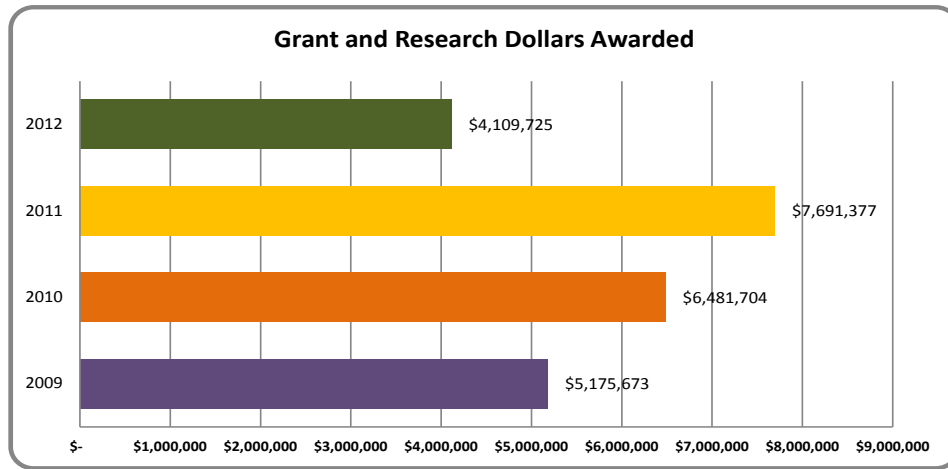
Goal 2: Expanding Research Capacities

Research Activity, Economic Development

- Two external grants were funded for recruitment and training of special education teachers. The Tennessee Department of Education awarded the UTM Special Education Summer Institute \$406,272 for the 2012-2015 funding cycle to continue the institute’s programs. Since 1989, the

institute has provided curriculum for educational assistants and teachers who work with children with disabilities. The second grant of \$270,000 continues the 2010-2011 award for "Become a Special Educator in Tennessee" (BASE-TN) for the 2012-2015 cycles.

- Two grants were funded by the U. S. Department of Health and Human Services to improve alcohol outreach education and support online training to improve suicide prevention education with 400 students participating (2011).
- UT Martin was one of 40 institutions nationally to receive a U.S. Substance Abuse and Mental Health Services Administration (SAMHSA) Garrett Lee Smith Campus Suicide Prevention Grant in the amount of \$242,201 for 2012-2013. The grant will be used to finance "Safety NET," designed to help "create prevention-prepared communities where individuals, families, schools, workplaces and communities take action to prevent and reduce mental illness and substance abuse across the lifespan."
- The Division of Student Affairs received external grant funding of \$512,201 to support Safety New and Personal Safety Empowerment – Count Me.
- Healthier Beginnings, an external grant funded in the amount of \$706,000, was awarded through the Tennessee State Department of Health to the College of Agriculture and Applied Sciences.
- Student members of the UT Martin Chapter of the American Chemical Society (ACS) received two mini-grant awards – an Innovative Activities Grant of \$250 for working with local high school students and a travel grant of \$300 to enable members to attend the national meeting of ACS (2102).
- The total number of grant and research dollars decreased in 2012, but the number of faculty/staff receiving external funding doubled in 2012 over 2011.
- Significant gains were demonstrated in scholarly productivity and performance during 2009-2012 particularly in the colleges of Business and Global Affairs, Engineering and Natural Sciences, and Humanities and Fine Arts
- During a period from 2009-2011, UTM increased external grant and contract activity 67%.
- Unfortunately, due to the retraction of multiple social service contracts, UT Martin experienced a significant loss in externally funded support as reflected in following graphic.



- The West Tennessee Science, Technology, Engineering, and Mathematics (STEM) Center for Learning was established to advocate for STEM issues and external funding (2009).
- UT Martin received a \$20,000 USDA Rural Development grant to support regional leadership activities serving a 14 county through WestStar (2011). Graduates from the regional leadership program numbered

Goal 3: Fostering Outreach and Engagement

Outreach, Engagement, Alumni, Economic Development

Outreach

- Chancellor Rakes served as co-chair of the Weakley County P-16 Council for 2009-2011.
- Chancellor Rakes served as chair of the Weakley County United Way Campaign for 2008-2009.
- Chancellor Rakes serves as a founding member of the executive board for the Tennessee Campus Compact (2008-present).
- Dr. Rakes is a member of the executive committee of the Weakley County Tennessee Scholars Program/Education Edge (2008-present).
- The College of Education, Health, and Behavioral Sciences formed the Northwest Tennessee Rural Education Collaborative to facilitate grant writing and professional development for teachers in 23 school districts throughout the region (2012).
- UT Martin reached a tentative agreement with the Memphis Pink Palace Museum, the city of Adamsville, and the Pickwick Electric Cooperative concerning management of the Coon Creek Field Laboratory through the UTM McNairy County/Selmer Center (2012).
- The Reelfoot Lake Ecological Field Station was enhanced by hiring a field station director and adding a multi-course program for summer study for students pursuing studies in the areas of

organismal biology, ecology and environmental biology, and wildlife and fisheries biology. (2011).

- During 2012, the Regional Entrepreneurship and Economic Development Center (REED) staff, as part of the Tennessee Small Business Development Center (TSBDC), assisted 82 new and existing business owners by providing 21 seminars to four 91 business owners and employees in Northwest Tennessee. The average client received 2.7 hours of consulting. Since 2009 the REED Center has served more than 500 business owners and entrepreneurial interests.
- UTM implemented Tennessee's first computer-based GED examination program through the Student Success Center to enable adults within the region to improve their educational credential and enhance workforce potential. (2012)
- A new Web-based magazine, *Student Health 101 at UTM*, is now being published and is available at <http://readsh101.com/utm.html> (2012).

Engagement

- UT Martin has twice received national recognition as a member of the President's Community Service Honor Roll (2009 and 2012) and a 2010 Community Engagement Classification from the Carnegie Foundation. The President's Honor Roll for Community Service is the highest such designation awarded for successful service learning and community-based involvement. This designation reflects thousands of student, faculty, and staff hours through professional, Greek, and academic groups ranging from community projects to ongoing programs for citizens and students involved in non-profit, governmental, and business programs that benefit others.
- Through the five academic colleges and multiple groups within the Division of Student Affairs, UT Martin offers over 200 concerts, readings, competitions, forums, summits, conferences, and debates that serve as a cultural and professional resource for the region.
- Two UT Martin Park and Recreation majors were recognized with Outstanding Service Awards at the Region three Conference of the National Association for Interpretation (2012).
- Since 2009, two UT Martin faculty (2009 – John Schommer; 2010 – Angie MacKewn) and one student (2012 – Teresa Easton) have been honored by the Tennessee Higher Education Commission by receiving a Love Community Service Award. UTM's number of Love award recipients leads the state among public and private institutions.
- During the period of 2009-2012, the Chancellor participated in 585 community and stakeholder events. One hundred forty-seven of these events took place in 2012.
- UT Martin received donor support in the amount of \$313,500 to establish the Kathleen Elam Endowment for student internships at the Discovery Park of America museum under construction in Union City, Tennessee (2012).

Alumni

- UT Martin formally established the UTM Black Alumni Council (2011).
- The “Coaches” statue was erected in recognition of Pat Head Summitt, Bettye Giles, and the late Nadine Gearin. It was dedicated at UT Martin’s 2012 homecoming celebration as a tribute to women’s athletics and in celebration of the 40th anniversary of Title IX.
- The total number of participants at alumni events was approximately 15,000 for 2011-2012.
- Using a new innovative software tool, Constituent Relationship Management (CRM), the university surveyed new alumni about their post-graduation plans with a 72% response rate.

Economic Development

- UT Martin increased the volume of clients served through the REED Center (2009-2012).
- UT Martin sponsors two economic development summit events each year (2009-2012).
- UT Martin added one additional Chinese university partnership with the University of Science and Technology Beijing (2009). The University now
- UT Martin renewed one of Tennessee’s oldest formal international university partnerships that began in 1980 with Hirosaki University in Japan. UTM currently has agreements with eight different universities in six countries (2009).
- The WestStar leadership program has completed its twenty-third year of operation and has graduated almost 650 participants (2012).
- A WestStar Leadership Program, RisingStar Leadership Summit for high school juniors and seniors from the region, began in 2011. UT Martin works in partnership with key school staff, area chamber of commerce members, and WestStar alumni to sponsor this event.
- Dr. Rakes continues to serve as a member of the Weakley County Economic Development Board (2008-present).
- A WestStar Leadership Program, FutureStar Leadership Summit for seventh and eighth grade students from the region, began in 2012. Students participate in a preview of college life, studies, and career opportunities.

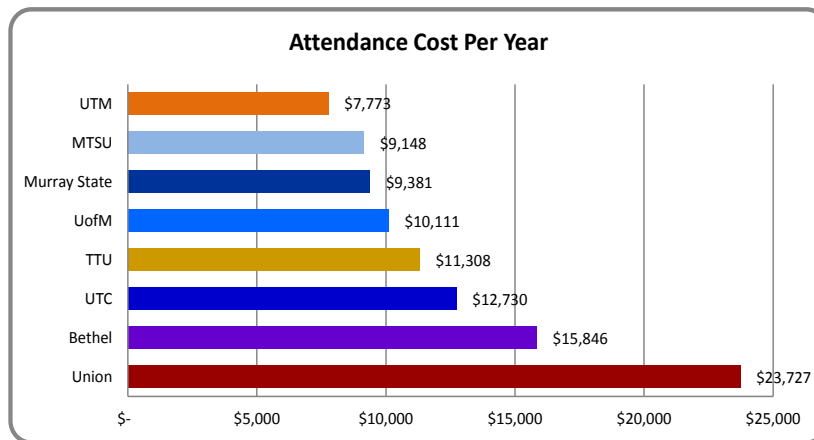
Goal 4: Ensuring Effectiveness and Efficiency

Revenues, Expenditures, Advancement, Assets and Facilities, Human Resources, Affordability

Revenues and Expenditures

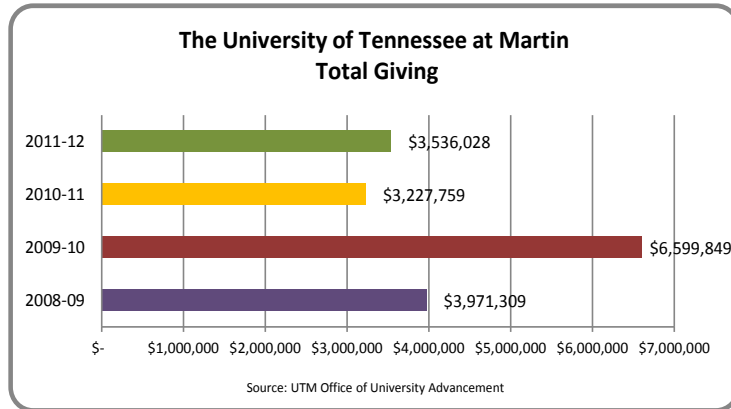
- UT Martin established a three-week “Maymester” term between the spring and summer semesters to increase course scheduling flexibility and offerings for students (2009).

- UT Martin implemented an Early Alert program targeting at-risk students as part of Constituent Relationship Management (CRM), an innovative software tool that allows for targeted messaging to selected student populations. Nearly 100% of faculty participated in the early attendance alert reporting through CRM during each semester in 2012. Faculty reported 335 students with attendance alerts and 1,087 students with academic alerts at midterm of fall 2012. Faculty advisors and professional advisors followed up the alerts from the Student Success Center.
- UT Martin implemented a recruiting initiative to attract highly qualified out-of-state freshman students by offering targeted scholarships for students with a minimum ACT score of 25 and a minimum GPA of 3.5 (2011).
- UT Martin has the lowest cost of attendance within our region.



Advancement

- The UT Martin goal for the Campaign for Tennessee was raised by 70% from the original goal of \$25 million to \$40 million (2009). This amount exceeded the original \$25 million campaign goal by more than 100% (\$58 million total) (2011).
- UT Martin completed the All-Steinway campaign. UTM became the first UT campus to be classified as an All-Steinway School (2012).
- UT Martin installed a donor recognition tribute wall displayed in Boling University Center (2011).
- UT Martin installed annual giving and lifetime giving donor recognition display areas for athletics in the Elam Center (2011).
- Total cash raised (not including pledges) for 2012 was \$3,536,028. This total represents a 9% increase over 2011.

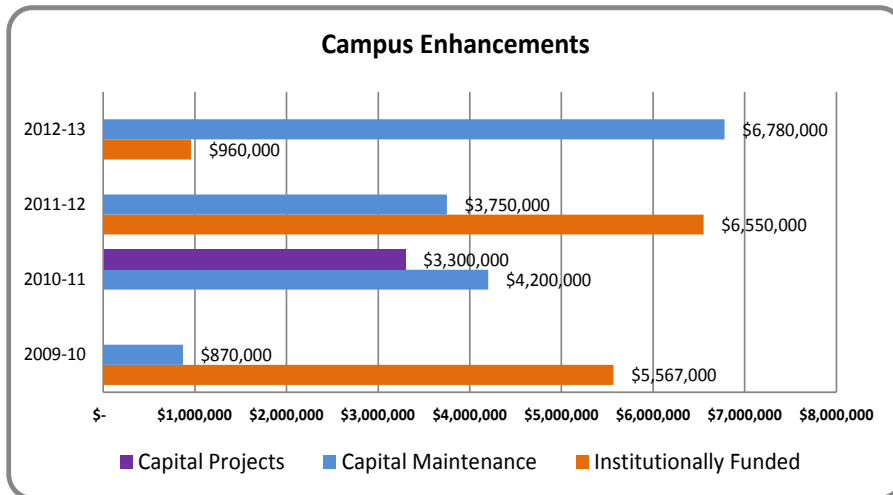


- Fifty-seven new WestStar lifetime memberships to be included in the WestStar Quasi Endowment were established between 2009 and 2012.
- Donor giving and membership in the Skyhawk Club, official organization for generating private financial support for UT Martin Intercollegiate Athletics, increased by 10% in 2012 over 2011.
- UT Martin received a significant gift from former Congressman John Tanner and UT Trustee Betty Ann Tanner to support Federal internships and scholarships.

Assets and Facilities

- UT Martin is ranked among the safest of the four-year public institutions in Tennessee in the most recent statewide crime statistics released for reported crimes. The campus was recognized as the safest campus in the more serious crimes per 1,000 campus population category and was recognized as the second safest in the lesser offenses per 1,000 category. Additionally, the UTM Department of Public Safety has the best clearance rates for cases solved (2011).
- UT Martin was recognized as among the safest of the four-year public institutions in Tennessee by the Safest Schools ranking released by StateUniversity.com. UTM placed in the top third in the nation of the 450 ranked colleges (2012).
- A text message warning system was installed along with three Web camera sites that operate 24/7 (2010).
- Two hundred fifty new internal and external security cameras were installed (2011).
- Pedestrian safety was enhanced on University Street by installing motion-activated flashing warning lights at the crosswalks (2012).
- Internal and exterior surveillance cameras were installed at the UTM Jackson, Parsons, Ripley, and Selmer Center locations (2010).

- After almost two decades of service, the UTM Jackson Center was relocated. The center offers bachelor’s degrees in Social Work and Individualized Studies. Other course offerings were expanded by 20% (2011).
- UTM accepted a gift from former Congressman John Tanner of his NATO papers to be housed at the Paul Meek Library as part of the Tanner Congressional Collection (2011).
- A joint academic and athletic partnership combined donor support to build Phase I of the Rhodes Golf Center as a laboratory setting and experiential learning opportunity for soil science students and a new golf training facility (2012).
- UT Martin received state approval, obtained initial fiscal support, and hired an architect to begin a Sorority Lodge Project involving Alpha Delta Pi, Alpha Omicron Pi, Chi Omega, and Zeta Tau Alpha sororities (2012).
- In 2012, UT Martin completed the following eight capital projects: 1) Humanities west end HVAC; 2) library roof replacement; 3) University Village Phase I & II; 4) Student Recreation Center landscape improvements; 5) roof replacements; 6) campus lighting; 7) communications tower replacement; 8) and Elam Center bleacher replacement.



- UT Martin completed construction of new baseball/softball facility housing offices, locker rooms, and team meeting spaces. (2011).
- The UTM McNairy County/Selmer Center completed an expansion of the facility (2010).
- In 2010, the campus opened a new Student Recreation Center. The two-story facility includes 96,000 square feet and offers an attractive environment for students to congregate, exercise, and participate in athletics (2010).

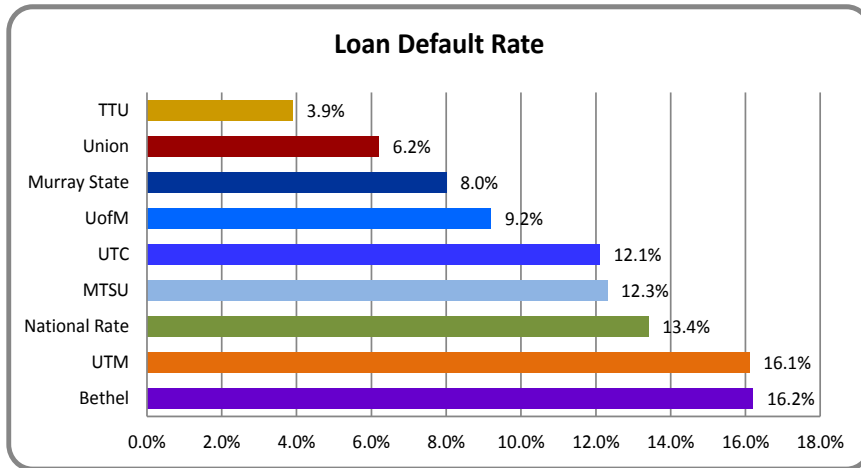
- The UTM Ripley Center completed an 8,000 square-foot expansion of the facility, bringing the total square footage to 28,000 (2012).

Human Resources

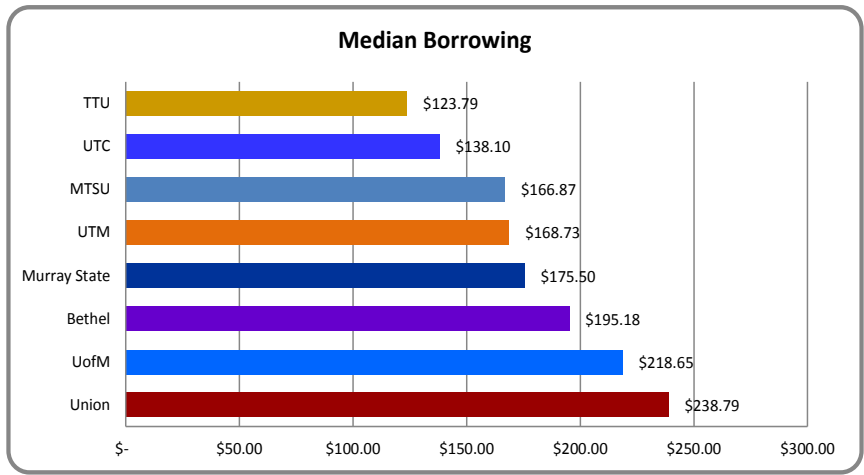
- UT Martin completed and funded Year 1 of the UTM Compensation Plan (effective January 1, 2013).
- Employee participation in the 2012 Employee Engagement Survey led all undergraduate campus institutions with a 75% employee completion rate. UT Martin received higher positive ratings than the UT System average in numerous categories (2012).

Affordability

- UT Martin was recognized as one of America's 100 Best College Buys by Institutional Research and Evaluation, Inc. for the eighth consecutive year and with a "Best Value" designation by The Princeton Review (2013).
- UT Martin contracted with an external vendor to lower student loan default levels (2012).



- UT Martin instituted a program through the Office of Student Financial Aid and Scholarships that provides targeted, individual counseling for undergraduate students. The program resulted in a \$980,000 reduction in student debt for 181 students (2012).



- The overall median borrowing rate for UTM students is in the middle third of nearby competing institutions.
- A \$3.3 million external lighting project was completed to enhance the efficiency, safety, and appearance of the campus (2012).



- UT Martin established an Office of Student Engagement to coordinate recruitment and retention involving the progressive migration of Constituent Relationship Management (CRM) that resulted in more than 50,000 contacts with students and 322 parent visits to the campus (2012).
- UT Martin implemented a student attendance alert system using Hobson's software Constituent Relationship Management (CRM) to communicate targeted messages to specific student populations specified times to best meet their needs (2011).
- A UT Martin Parent Portal was added to UTM's CRM Website to provide access to high interest information for parents. In fall 2012, 322 parents visited the UTM Parent Portal for a total of 1,851 times. The most visited link on the Parent Portal was student employment opportunities (2012).
- UT Martin initiated two new campus-wide work groups to address specific priorities including a Workforce Culture Improvement Team (WCIP) and an IT Executive Oversight Committee (ITEOC) (2012).
- Through the use of Perfect Forms software, UT Martin has replaced paper with paper-like processes from the electronic request, editing, workflow and approval via email inboxes, tracking via dashboards, and reporting via Excel forms for the following transactions: key request process, equipment checkout process, contract review process, outside interest disclosure process, new account and fund center request process, account and fund center change request process, surplus equipment inventory submission, faculty hiring process, entrance deficiency process, submission of the FERPA form process, departmental Skyhawk card request process, UTM fee waiver process, and direct bill of airfare process (2012).
- The campus implemented budget and efficiency recommendations from the UT Martin Organizational and Efficiency Task Force (2009).
- Business Affairs was reorganized to create a more accessible, efficient operation (2010).
- The Office of Business Affairs, working in conjunction with the campus Effectiveness and Efficiency Facilitator, developed an electronic process to convert the manual petty cash reimbursement process to electronic deposits (2012).
- UT Martin exceeded national norms with 71% of student aid refunds received by direct deposit (2011).
- UT Martin's Business Affairs area was recognized as First Place, Best Practices, at the 2010 National College and University Bursars Conference.
- The University developed an electronic process for hiring, recording student immunizations, providing freshman student identification cards, registering off-site, and expediting management of entrance deficiencies (2011).

- UT Martin received the Governor's Environmental Stewardship Award in the category of "Green Schools - Higher Education" for UTM Recycles," the only comprehensive recycling program of its kind in the region. The campus recycling center processed 40 tons of glass, 38 tons of scrap metal, 46 tons of plastic, 245 tons of cardboard, 63 tons of paper, 40 tons of compost, and 10 tons of aluminum. The classroom experience also sparked more than 15 sustainable projects, involving both students and members of the community (2011).
- UT Martin was recognized by the Princeton Review as one of the most environmentally responsible colleges in the United States and Canada in the second annual edition of *The Princeton Review's Guide to 311 Green Colleges: 2011 Edition*. UTM is one of three public institutions in Tennessee included in the guide. A total of 60% of UTM's food expenditures are from local/organic sources. UTM's dining service is trayless, which has reduced waste by 60%, reduced utilities by 50%, and reduced chemical use by 50%.
- UT Martin established a Building Dashboard, software that provides a visual display of usage data, in each residence hall so that students can compare energy/water usage and compete to reduce usage levels (2011).
- The Office of Business Affairs, in coordination with the campus Effectiveness and Efficiency Facilitator, implemented an electronic process that eliminated paper file copies of fee waivers and refund check studs with scanned documentation stored on student accounts (2011).
- Since 2009 an estimated \$1 million has been realized in savings in personnel time through efficiencies, process improvements, and reorganization efforts.

Goal 5: Advocating for the University of Tennessee

Media & Public Events, Government Relations, Advocacy

Media and Public Events

- The WestStar leadership program began an online newsletter (2011).
- The Chancellor's Annual Report won the Council for Advancement and Support of Education (CASE) Special Merit Award for 2010-2011.
- UT Martin's *Campus Scene* alumni magazine won the CASE Special Merit Award (2011).
- UT Martin's *Campus Scene* won the CASE Award of Excellence for (2011).
- UT Martin increased its online community on Facebook by 19% to 2,553 with 70% viewing weekly. Community demographics reported 62% female users and 36% male users, with the largest viewing areas from Memphis and Nashville (2011).
- UT Martin released version 1.0 of the UTM Mobile App for iPhone and iPod Touch. Users can view the very latest UTM news, events, pictures, videos, and more with this free application (2011). The app for Android devices was also released in 2011.

- WestStar annually hosts approximately 20 events, ranging from an adult leadership training program to specialized leadership conferences for entrepreneurs, women, and African-Americans, and youth leadership conferences for middle school and high school participants.

Government Relations and Advocacy

- UT Day on the Hill participants includes UT Martin staff and students each year who travel to the Capitol to visit with state legislators to discuss legislative bills pertaining to higher education.
- Chancellor's leadership roles include:
 - UT Day on the Hill.
 - legislative breakfast within the region.
 - annual number of Alumni events on- and off-campus total 18.
 - member, Higher Education Funding Formula Advisory Group, THEC (2010-present).
 - member, AASCU Committee on Governance and Governmental Relations (2007).
 - member, THEC Performance Funding Standards Review Committee (2006-present).
 - member, Board of Directors for NCAA Women's Final Four (2014) Local Organizing Committee (2010 – present).
 - member, President's Council Membership Subcommittee for the Ohio Valley Conference (2012- present).
 - vice chair, Quality of Life Committee for Weakley County Economic Development Board (2010 – present).
 - member, Teacher Education Committee for American Association of State Colleges and Universities (2010-2013).
 - member, and past chair, Weakley County United Way Board of Directors (2007-present).
 - chancellor's representative, Diversity Advisory Council (DAC) from 2011-present.
 - facilitator, Chancellor's Advisory Council for UT Board (2010-present).
 - president, UT Martin Chapter of Phi Kappa Phi National Honor Society (2009-2010).
 - chair, Ohio Valley Conference Board of Presidents (2009-2010).
 - facilitator, UT Chancellors' Monthly Meetings with the President (2010-present).
 - chair, UT Strategic Planning Leadership and Management Task Force (2011-2012).
 - member, Vice President of Communications and Marketing Search Committee (2012-13).

TOM RAKES
360° SURVEY

| | | RANDOM <i>Responses (45 possible)</i> | SELECT <i>Responses (105 possible)</i> | MEAN | |
|--------------------------|--|---|--|--------------|--------------------|
| LEADERSHIP | SCALE = (1-4) | | | | |
| | Promotes continued development of academic programs, research, productivity and national reputation of excellence | 3.57 | 7 | 3.58 | 57 3.58 |
| | Articulates strategic vision and long-term goals for the campus | 3.43 | 7 | 3.38 | 57 3.38 |
| | Provides visionary leadership in strategic initiatives | 3.29 | 7 | 3.35 | 57 3.34 |
| | Establishes and maintains productive relationships on behalf of the University with state government, the Tennessee congressional delegation, federal agencies and the community at large as appropriate for institutional mission | 3.57 | 7 | 3.51 | 57 3.52 |
| | Has exhibited an understanding of the value of diversity, intercultural education, collegiality, collaboration and public service | 3.57 | 7 | 3.71 | 57 3.70 |
| | Has a clear understanding of financial and budgetary issues | 3.71 | 7 | 3.74 | 57 3.74 |
| | Leads the campus's development activities | 3.60 | 7 | 3.37 | 57 3.40 |
| | Understands the importance and role of collegiate athletics | 3.86 | 7 | 3.71 | 57 3.73 |
| | Understands the importance of engaging alumni, legislators, educational leaders across the state and the community at large in advancing the mission of the university | 3.86 | 7 | 3.59 | 57 3.62 |
| STUDENTS | SCALE = (1-4) | | | | |
| | Is genuinely concerned with student issues | 3.71 | 7 | 3.67 | 57 3.67 |
| | Is committed to providing an effective teaching/learning environment for students | 3.71 | 7 | 3.76 | 57 3.76 |
| | Is accessible and open to student input and recommendations | 3.57 | 7 | 3.76 | 57 3.74 |
| FACULTY | SCALE = (1-4) | | | | |
| | Considers faculty input in making important decisions | 3.20 | 7 | 3.74 | 57 3.69 |
| | Is accessible and supportive of the principle of shared governance | 3.33 | 7 | 3.77 | 57 3.72 |
| | Places a high value on faculty development | 3.20 | 7 | 3.67 | 57 3.62 |
| | Fosters interdisciplinary approaches to undergraduate and graduate education | 3.25 | 7 | 3.57 | 57 3.53 |
| | Promotes the recruitment, development and retention of excellent faculty, department heads and deans | 3.17 | 7 | 3.61 | 57 3.56 |
| STAFF | SCALE = (1-4) | | | | |
| | Considers staff input in making important decisions | 3.29 | 7 | 3.52 | 57 3.49 |
| | Understands the importance of staff in achieving the University's mission | 3.57 | 7 | 3.65 | 57 3.64 |
| | Promotes the recruitment, development and retention of excellent staff at all levels | 3.29 | 7 | 3.44 | 57 3.43 |
| RESEARCH | SCALE = (1-4) | | | | |
| | Sets research as a high priority for the University | 3.25 | 7 | 3.23 | 57 3.23 |
| | Is experienced in promoting research enterprise | 3.67 | 7 | 3.30 | 57 3.34 |
| | Is supportive of faculty efforts as entrepreneurs (start-up efforts) | 3.67 | 7 | 3.51 | 57 3.53 |
| | Provides direction and incentives for research, scholarly publication, creative achievements and service | 3.60 | 7 | 3.36 | 57 3.38 |
| | Demonstrates interest and supports outreach and service-related opportunities | 4.00 | 7 | 3.56 | 57 3.61 |
| UNIVERSITY SYSTEM | SCALE = (1-4) | | | | |
| | Understands Complete College Tennessee Act (CCTA) and its impact on the University | 3.83 | 7 | 3.83 | 57 3.83 |
| | Commits to aligned strategic planning | 3.29 | 7 | 3.74 | 57 3.69 |
| | Understands the relationship and roles of the campus and the university system | 3.67 | 7 | 3.87 | 57 3.85 |
| OVERALL | SCALE = (1-5) | | | | |
| | I would rate this Chancellor's overall performance over the last four years as: | 4.43 5.00 | 7 | 4.31 5.00 | 57 4.32 5.00 |

6.3

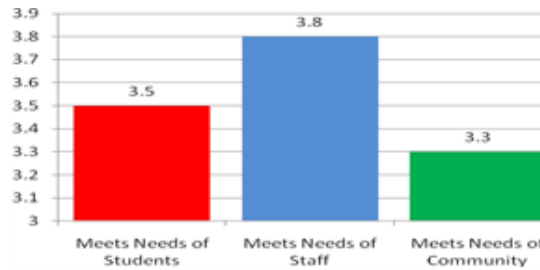
FOUR-YEAR COMPREHENSIVE EVALUATION PROCESS

GUIDELINES

6.4

1. Every four years, a comprehensive performance evaluation of Chancellors will be conducted, involving a broad group of constituents.
2. Each Chancellor will develop an activity report, outlining activities and accomplishments over the four-year time frame. The report will be distributed to all survey participants before they complete the survey.
3. An anonymous feedback tool will be developed that is web-based. Responses will be tracked by constituent group, not by individuals.
4. For each chancellor, the following individuals will be surveyed: SGA President, Faculty Senate President, Employee Relations Council Chair, UT Alumni Association President and Development Council Chair. Additionally, each chancellor will provide a list of individuals to be surveyed, and the President will add others to the list.
5. The President will develop survey questions, in consultation with the Chancellor who will have an opportunity to review and provide comments regarding them before constituents are invited to participate.
6. Individuals will respond on a 4-point scale, with 1 being strongly disagree and 4 being strongly agree. Each question, other than the overall rating, will also have a choice of not applicable (N/A). Only one response can be selected for each question.
7. The President will send an email to each individual invited to provide feedback and provide a three-week window for their confidential feedback. The tool will not require user IDs or passwords, and only those invited to participate will have the link to access the tool. All participants will be invited to respond to all questions, regardless of category, because they may have observed and have feedback about the Chancellor's interaction with other groups.
8. After the feedback tool closes, the President will be provided a summary report, which will roll feedback into constituency groups (i.e., students, faculty, staff, community, alumni, etc.) and will provide an average rating based on feedback from the entire group. The President will not be able to attribute ratings to individuals. This provides a more balanced summary, which will include outliers (extremely high or extremely low), but one individual cannot set the overall rating for an entire group.
9. There will be a free-text question at the end of the survey. The comments have no scoring value.

10. When the survey closes, a summary report will be provided in the following format:



6.4

We use these confidential feedback tools now in our annual performance evaluation process for my direct reports and to collect feedback from key constituent groups in a search. It works extremely well, providing confidentiality, which increases feedback. It is also easy to access and does not require the participant to establish or remember a user ID and password, which causes individuals to be concerned that their feedback is not anonymous and can be accessed through their user ID and password.

GROUPS TO PARTICIPATE

For each chancellor, the following individuals will be surveyed: SGA President, Faculty Senate President, Employee Relations Council Chair, UT Alumni Association President and Development Council Chair. Additionally, each chancellor will provide a list of individuals to be surveyed, and the President will add others to the list. Groups to include:

1. Students
2. Faculty
3. Staff
4. Alumni
5. Community and Major Donors
6. Legislators and External Relationships
7. UT System and UT Foundation Administration

SURVEY QUESTIONS

Questions will be adjusted/revised to suit the mission of each campus and responsibilities of each Chancellor. For each question, the scale will look like this:

Leadership

| | Strongly Disagree | | Strongly Agree | | Not Applicable (N/A) |
|---|-------------------|-----|----------------|-----|----------------------|
| | (1) | (2) | (3) | (4) | |
| Promotes continued development of academic programs, research, productivity and national reputation of excellence | | | | | |

Leadership

- Promotes continued development of academic programs, research, productivity and national reputation of excellence
- Articulates strategic vision and long-term goals for the campus
- Provides visionary leadership in strategic initiatives, such as the Top 25 initiative or other regional or national recognition
- Establishes and maintains productive relationships on behalf of the University with state government, the Tennessee congressional delegation, federal agencies and the community at large as appropriate for institutional/institute mission
- Has exhibited an understanding of the value of diversity, intercultural education, collegiality, collaboration and public service
- Has a good understanding of community growth while maintaining a quality education
- Has a clear understanding of financial and budgetary issues
- Leads the campus's development activities
- Understands the importance and role of collegiate athletics
- Understands the importance of engaging alumni, legislators, educational leaders across the state and the community at large in advancing the mission of the university

Students

- Is genuinely concerned with student issues
- Is committed to providing an effective teaching/learning environment for students
- Is accessible and open to student input and recommendations

Faculty

- Considers faculty input in making important decisions
- Is accessible and supportive of the principle of shared governance
- Places a high value on faculty development
- Fosters interdisciplinary approaches to undergraduate and graduate education
- Promotes the recruitment, development and retention of excellent faculty, department heads and deans

Staff

- Considers staff input in making important decisions
- Understands the importance of staff in achieving the University's mission
- Promotes the recruitment, development and retention of excellent staff at all levels

Research and Outreach

- Sets research as an important priority for the University
- Is experienced in promoting research enterprise
- Is supportive of faculty efforts as entrepreneurs (start-up efforts)
- Provides direction and incentives for research, scholarly publication, creative achievements, and service
- Demonstrates interest and supports outreach and service-related opportunities

University System

- Understands Complete College Tennessee Act (CCTA) and its impact on the University
- Commits to aligned strategic planning
- Understands the relationship and roles of the campus and the university system

Overall

I would rate this Chancellor’s overall performance over the last four years as:

Scale 1 – 5 (ineffective to extremely effective)

Comments

What other information would you like to share regarding the Chancellor’s performance (free text field)?

Thank you for your feedback!

THE UNIVERSITY OF TENNESSEE
BOARD OF TRUSTEES

ACTION ITEM

DATE: June 20, 2013

COMMITTEE: Executive and Compensation

ITEM: **Election and Compensation of University Officers**

RECOMMENDATION: Adoption of Resolution

PRESENTED BY: Don C. Stansberry, Vice Chair of the Board
Joseph A. DiPietro, President

Article IV of the Bylaws names the following positions as elected University Officers:

President
Executive Vice President/Vice President for Research and Economic Development
Chancellors
General Counsel and Secretary
Treasurer and Chief Investment Officer
Vice President for Development and Alumni Affairs

The Bylaws provide that these officers are elected by the Board initially and are subject to re-election annually. Except in the case of the President, who has an employment agreement for four years (through December 31, 2014), the service of all elected officers of the University is at the will of the Board of Trustees and without a definite term.

The following Resolution is recommended to elect the named University Officers with the compensation shown in a spreadsheet marked Exhibit A appearing immediately after the Resolution. The Resolution also designates the Treasurer as the Chief Financial Officer of the University, thereby satisfying the Bylaw requirement that one of the University Officers be so designated.

Behind the Resolution and Exhibit A is a second spreadsheet showing the FY 2014 compensation for other senior administrators of the University, which is provided for information only and does not require action.

Immediately following this memorandum is a description of the methodology used to establish the President's market/merit pools for University Officers and other senior administrators reporting directly to the President.

MOTION:

That the Resolution on Election and Compensation of University Officers be adopted.

President's Salary Pool for Market and Merit Adjustments

June 19 & 20, 2014

The System Budget Office has calculated a salary pool for market and merit adjustments for employees reporting to the President. It includes elected officers of the university and senior officers reporting directly to the President. All employees with satisfactory performance receive an across-the-board salary increase of 1.5% or \$600, whichever is larger. Each campus, institute, and unit has its own plan for market and merit adjustments. The President's pool ensures that his decisions and recommendations on compensation are consistent with these local unit salary plans as well as UT's overall compensation guidelines.

The funds for each individual's increase comes from his/her unit's resources, not this pool. The pool simply provides limits within which the President may make market and merit adjustments in consultation with UT's Vice President for Human Resources. Merit increases are based on employee performance as documented in annual performance appraisals. Market adjustments are made using salary market analysis data specific to each position. The Board of Trustees determines compensation for elected officers based on Executive and Compensation Committee recommendations, which take into consideration recommendations from the President. The President has final say on compensation for all other executive level direct reports.

The pool is calculated as follows:

1. An amount is calculated using the base salary and local unit guidelines for each executive level position reporting to the President (see the table on the following page).
2. These amounts are summed to produce a total amount for the President's supplemental market/merit pool.
3. The market/merit increases recommended by the President cannot exceed this total.

System Administration has a 1.5% market/merit pool, so each System Administration position adds 1.5% of base salary to the pool. The Health Science Center and Institute of Agriculture also have a 1.5% market/merit pools. Chattanooga and IPS have multiple pools that total approximately 1.5%. The Martin pool will be used for mid-year market increases and is approximately 1.0% of total salaries. Knoxville will have a 1.5% pool plus mid-year market adjustments. UT Foundation, Inc. has a 3.0% merit pool with no across-the-board. The calculations are on the following page. This method ensures that the overall size of the pool is consistent with local campus and institute guidelines. The recommended market and merit adjustments for each individual also are consistent with his or her campus/institute guidelines.

President's FY 2014 Merit & Market Pool Calculations

| | Current Salary | Home Unit Supplemental Pool Plans | Pool Calculation |
|-------------------------|--------------------|---|---------------------|
| ELECTED OFFICERS | | | |
| Arrington, Larry R. | \$285,525 | 1.5% for merit/market/compression | \$4,283 |
| Angle, Steve | 291,000 | 0.5% ATB , perf. bonus & mid-yr mkt adjust. | 4,365 |
| Cheek, Jimmy G.* | 394,956 | excluded; subject to 4-yr review | - |
| Millhorn, David E. | 323,368 | 1.5% for merit/market/compression | 4,851 |
| Mizell, Catherine S. | 206,428 | 1.5% for merit/market/compression | 3,096 |
| Peccolo, Charles M. | 265,400 | 1.5% for merit/market/compression | 3,981 |
| Rakes, Thomas A.* | 224,873 | excluded; subject to 4-yr review | - |
| Ray, Johnnie D. | 298,700 | 3.0% for merit/market/compression | 8,961 |
| Schwab, Steven J. | 546,000 | 1.5% for merit/market/compression | 8,190 |
| SUBTOTAL | \$2,836,250 | NA | \$37,727 |
| SENIOR STAFF | | | |
| Carver, Keith | \$197,192 | 1.5% for merit/market/compression | \$2,958 |
| Johnson, Tonjanita | 220,000 | 1.5% for merit/market/compression | 3,300 |
| Haynes, Anthony | 175,000 | 1.5% for merit/market/compression | 2,625 |
| Hendricks, Linda B. | 238,135 | 1.5% for merit/market/compression | 3,572 |
| High, Katherine N. | 228,476 | 1.5% for merit/market/compression | 3,427 |
| Jinks, Mary H. | 180,053 | 1.0% + 0.5% performance bonus | 2,701 |
| Robinson, Theotis | 106,970 | 1.5% for merit/market/compression | 1,605 |
| SUBTOTAL | \$1,345,826 | NA | \$20,187 |
| GRAND TOTAL | \$4,182,076 | NA | \$57,914 |

*Increases for market factors that result from a Chancellor's **Four-Year Comprehensive Review** are not part of general annual salary plans. Chancellors are only eligible for these increases once every four years. These Chancellors' four-year reviews were completed this year so their salaries are excluded from pool calculations.

RESOLUTION
OF
THE UNIVERSITY OF TENNESSEE
BOARD OF TRUSTEES
June 20, 2013

Election and Compensation of University Officers

7.1

WHEREAS, the Bylaws designate officers of the University and provide for their election by the Board upon the recommendation of the President; and

WHEREAS, the Bylaws further provide that these officers serve at the pleasure of the Board and are subject to re-election annually; and

WHEREAS, the Bylaws provide that the Board shall set the compensation of these officers annually;

NOW THEREFORE BE IT RESOLVED that:

1. The following University Officers are elected with the titles designated in the Bylaws as they currently exist or as subsequently amended:

Joseph A. DiPietro, President
David E. Millhorn, Executive Vice President and Vice President for
Research and Economic Development
Steven R. Angle, Chancellor, The University of Tennessee at Chattanooga
Steven J. Schwab, Chancellor, The University of Tennessee Health Science
Center
Larry R. Arrington, Chancellor, The University of Tennessee Institute of
Agriculture
Jimmy G. Cheek, Chancellor, The University of Tennessee, Knoxville
Thomas A. Rakes, Chancellor, The University of Tennessee at Martin
Catherine S. Mizell, General Counsel and Secretary
Charles M. Peccolo, Jr., Treasurer and Chief Investment Officer
Johnnie D. Ray, Vice President for Development and Alumni Affairs

2. In accordance with Article IV, Section 1, of the Bylaws, which requires the Board of Trustees to designate one of the elected University Officers as Chief Financial Officer, Charles M. Peccolo, Jr., Treasurer and Chief Investment Officer, is hereby designated Chief Financial Officer.
3. The election of the above-named University Officers is with the compensation shown in Exhibit A to this Resolution.

4. The election of the above-named University Officers is subject to the following conditions:
 - a. In accordance with the Bylaws, all University Officers serve at the pleasure of the Board, without tenure in their administrative positions, and without a definite term of appointment, unless otherwise provided in a written employment contract approved by the Board.
 - b. The approved compensation for University Officers is for service in their administrative positions; if any University Officer also holds a tenured faculty appointment and leaves his/her University Officer position but continues in the faculty appointment, his/her initial compensation as a full-time faculty member shall not exceed the average compensation for full-time professors in the department in which he/she holds a faculty appointment, unless otherwise approved by the Board of Trustees.

Adopted by the Board of Trustees, this 20th day of June, 2013.

Exhibit A to the Resolution on Election and Compensation of University Officers

The University of Tennessee
 Elected Officers of the University
 Compensation - July 1, 2013
Recommended for Board Consideration & Approval

| | | Current June 30, 2013 | Across-the- Board | Merit & Market ⁽³⁾ | 4-Yr Review Results ⁽⁴⁾ | Adjusted July 1, 2013 | Housing Allowance | Expense Allowance |
|---------------------------------|-------------------------------------|--------------------------|----------------------|----------------------------------|---------------------------------------|--------------------------|----------------------|----------------------|
| Arrington, Larry R. | Chancellor, UTIA | \$ 285,525.00 | \$ 4,282.92 | \$ 4,283.04 | - | \$ 294,090.96 | \$ - | \$ 5,000.04 |
| Angle, Steven R. ⁽¹⁾ | Chancellor, UTC | 291,000.00 | - | - | - | 291,000.00 | HOUSE | 6,999.96 |
| Cheek, Jimmy G. | Chancellor, UTK | 394,956.00 | 5,924.40 | - | \$ 33,571.60 | 434,452.00 | 20,000.04 | 9,999.96 |
| DiPietro, Joseph A. | President | 445,567.56 | 6,683.52 | 13,367.04 | - | 465,618.12 | 20,000.04 | 12,000.00 |
| Millhorn, David E. | Executive VP/VP Research & EconDev | 323,368.20 | 4,850.52 | 4,851.00 | - | 333,069.72 | - | 6,999.96 |
| Mizell, Catherine S. | General Counsel and Secretary | 206,427.84 | 3,096.36 | 10,002.96 | - | 219,527.16 | - | 5,000.04 |
| Peccolo, Charles M. | Treasurer & Chief Financial Officer | 265,400.04 | 3,981.00 | 3,981.00 | - | 273,362.04 | - | 5,000.04 |
| Rakes, Thomas A. | Chancellor, UTM | 224,873.04 | 3,373.08 | - | 19,114.88 | 247,361.00 | 9,999.96 | 5,000.04 |
| Ray, Johnnie D. ⁽²⁾ | VP for Development & Alumni Affairs | 298,700.04 | - | 1,494.00 | - | 300,194.04 | - | 5,000.04 |
| Schwab, Steven J. | Chancellor, UTHSC | 546,000.00 | 8,190.00 | 8,190.00 | - | 562,380.00 | 20,000.04 | 9,999.96 |

(1) Chancellor Angle's first day of employment is July 1, 2013, making him ineligible for the FY 2014 across-the-board increase.

(2) UT Foundation, Inc, has no general across-the-board increase.

(3) Merit/equity/market increases will be processed by Payroll in August and included in August paychecks. The increases will be retroactively applied to July 1, 2013 and are in addition to the across-the-board increase. These increases address merit, market and compression considerations consistent with the supplemental salary plan at each employee's home campus, institute, or unit.

(4) Increases for performance and market factors that result from the Four-Year Comprehensive Review process are not part of general annual salary plans. Chancellors are only eligible for these increases once every four years in the years when their reviews are completed.

The University of Tennessee

Other Senior Staff

Compensation - July 1, 2013

Presented as an Information Item - No Board Action Required

| | | Current June 30, 2013 | Across-the- Board | Merit & Market ⁽⁴⁾ | Adjusted July 1, 2013 | Expense Allowance |
|----------------------------------|---|--------------------------|----------------------|----------------------------------|--------------------------|----------------------|
| Carver, Keith S. | Executive Assistant to the President | \$ 197,191.56 | \$ 2,957.88 | \$ 2,958.00 | \$ 203,107.44 | 5,000.04 |
| Haynes, Anthony C. | VP for Government Relations and Advocacy | 174,999.96 | 2,625.00 | 2,625.00 | 180,249.96 | 5,000.04 |
| Hendricks, Linda B. | VP for Human Resources | 238,134.60 | 3,572.04 | 3,572.04 | 245,278.68 | - |
| High, Katherine N. | VP for Academic Affairs & Student Success | 228,476.04 | 3,427.20 | 3,426.96 | 235,330.20 | 5,000.04 |
| Jansen, Sandy S. ⁽¹⁾ | Executive Director, Audit & Consulting Services | 155,750.04 | 2,336.28 | TBD | TBD | - |
| Jinks, Mary H. | VP, Institute for Public Service | 180,052.92 | 2,700.84 | 8,051.04 | 190,804.80 | 5,000.04 |
| Johnson, Tonjanita L. | VP for Communications and Marketing | 219,999.96 | 3,300.00 | - | 223,299.96 | 5,000.04 |
| Perry, James D. ⁽²⁾ | Interim Chief Information Officer | 152,770.08 | 1,703.64 | TBD | TBD | - |
| Robinson, Theotis ⁽³⁾ | VP, Equity & Diversity | 106,969.92 | 1,604.52 | - | 108,574.44 | 2,000.04 |

(1) The Executive Director of Audit is administratively responsible to the CFO, who will determine any market or merit increase later.

(2) The Interim CIO reports to the Executive Vice President, who will determine any market or merit increase later.

(3) Mr. Robinson is retiring December 31, 2013.

(4) Merit/equity/market increases will be processed by Payroll in August and included in August paychecks. The increases will be retroactively applied to July 1, 2013 and in addition to the across-the-board increase. The increases address merit, market and compression considerations per UT System Administration salary guidelines.

THE UNIVERSITY OF TENNESSEE
BOARD OF TRUSTEES

ACTION ITEM

DATE: June 19, 2013

COMMITTEE: Trusteeship

ITEM: **Authorization for the Vice Chair to Make Interim Committee and Committee Chair Appointments**

ACTION: Approval

PRESENTED BY: James L. Murphy, III, Chair of Trusteeship Committee

Because the Governor has several Trustee appointments or reappointments to make this year, the final composition of the Board for 2013-14 is not yet known. Therefore, it is recommended that the Vice Chair be authorized to make interim committee and committee chair appointments, subject to review by the Trusteeship Committee at its next meeting and further subject to ratification by the Board at the Fall Meeting.

MOTION:

That the Vice Chair be authorized to make interim committee and committee chair appointments, subject to review by the Trusteeship Committee at its next meeting and further subject to ratification by the Board at the Fall Meeting on October 18, 2013.

THE UNIVERSITY OF TENNESSEE
BOARD OF TRUSTEES

ACTION ITEM

DATE: June 19, 2013

COMMITTEE: Finance and Administration

CAMPUS/UNIT: UT Martin

ITEM: **Revision of UT Martin Traffic and Parking Regulations**

RECOMMENDATION: Approval

PRESENTED BY: Tom Rakes, Chancellor, UT Martin

UT Martin has conducted a review of its Traffic and Parking Regulations and proposes the following changes:

- Increase the late fee for parking violation from \$15 to \$20 and add it as a separate charge/violation. The increase is designed to motivate payment of citations within fourteen days.
- Add a “General” introduction section to the Traffic and Parking Regulations that outlines the authority, application, and purpose of the regulations; who is responsible for implementation and enforcement; the vehicle owner’s responsibility for loss or damage to vehicles and their contents; removal of abandoned vehicles; and removal of registration decals upon disposal of the vehicle.
- Clarify the timeframe required to constitute a separate offense. Each calendar day constitutes a separate offense for a vehicle parked illegally in the same location.
- Identify the appropriate body for citation appeals after 14 days of issuance. Citations may be appealed to the Traffic Office and then to the Traffic Appeals Board. The Traffic Appeals Board, which is composed of faculty, staff and students, meets each semester. Those citations appealed after 14 days of issuance, must be appealed directly to the Traffic Appeals Board in writing and all fines and charges, including late charges, must be paid prior to the appeal.
- Editorial changes to achieve consistent terminology and clarification.

MOTION:

That the proposed revisions to the UT Martin Traffic and Parking Regulations be approved.

**RULES
OF
THE UNIVERSITY OF TENNESSEE AT MARTIN**

**CHAPTER 1720-05-06
TRAFFIC AND PARKING REGULATIONS**

TABLE OF CONTENTS

| | | | |
|----------------|--------------------------|----------------|-----------------------------------|
| 1720-05-06-.01 | Registration of Vehicles | 1720-05-06-.06 | Appeals |
| 1720-05-06-.02 | Parking | 1720-05-06-.07 | Restrictions |
| 1720-06-07-.03 | Vehicle Operation | 1720-05-06-.08 | Pedestrian Regulations |
| 1720-05-06-.04 | Violations | 1720-05-06-.09 | Special Occasions and Emergencies |
| 1720-05-06-.05 | Penalties | | |

1720-05-06-.01 GENERAL.

- (1) These regulations are established by The University of Tennessee at Martin Parking Authority, appointed by the University administration as directed by resolution of The University of Tennessee Board of Trustees on June 20, 1968. They are applicable to all University students, faculty, and staff on the Martin campus. Students, faculty, and staff are required to obey these traffic and parking regulations as a condition of their attendance/employment at the University.
- (2) The purposes of these regulations are to facilitate the safe and orderly conduct of University business and to provide parking facilities in support of this function within the limits of available space.
- (3) The UT Martin Department of Public Safety is responsible for implementation and enforcement of these regulations.
- (4) The owner of any vehicle operated or parked on the campus shall assume all risk of loss or damage to such vehicle and its contents. The University shall have no responsibility for the safety, care, and protection of vehicles or their contents.
- (5) When any vehicle is left unattended on University property or on a city street adjacent to University property for more than forty-eight (48) hours under circumstances that indicate that the vehicle has been abandoned, the University may remove the vehicle to an area of the University's choosing at the vehicle owner's expense.
- (6) All persons with a UT Martin registration decal are requested to remove such decal before disposing of the vehicle.

1720-05-06-.02 REGISTRATION OF VEHICLES.

- (1) All motor vehicles operated by faculty, staff and students in connection with their employment or attendance at UT Martin must be registered at the UT Martin Department of Public Safety. This includes, but is not limited to, residents of Grove and University Courts Apartments who use UT Martin parking lots. For purposes of these regulations, a motor vehicle is operated by a faculty member, staff member, or student if the vehicle is being used to transport the faculty member, staff member, or student to the UT Martin campus.

- (2) Persons not affiliated with UT Martin who have a need to regularly visit the UT Martin campus or have a need to visit the UT Martin campus to conduct business with UT Martin may be issued special vehicle registration decals as needed. Those persons may park in parking spaces for the time designated by the special parking permit. All persons employed by other agencies who regularly use University facilities must annually register their vehicles with the University. "Vendor" decals will be used for this purpose. "Honorary" decals will be issued to all retired University personnel and "Special Guests" decals may be issued to all others who do not fit the vendor classification.
- (3) Vehicle registration decals are issued at the time of student registration and must be properly displayed.
- (4) Faculty and staff vehicle registration and collection of associated fees will be conducted prior to the beginning of each ~~F~~fall ~~S~~semester and will be valid for the entire academic year. Vehicle registration will not be completed until the previous year's citations have been cleared. New employees will be required to pay the vehicle registration fee at the time of their employment.
- (5) Student vehicle registration and collection of associated fees must be renewed at, or prior to, the beginning of each fall semester and will be valid for the entire academic year.
- (6) Student vehicle registrations must be completed prior to the first day of classes. If a student enrolls after the first day of classes, then the student must complete his/her vehicle registration within twenty-four (24) hours of enrollment. If a student acquires a vehicle subsequent to the date of his/her enrollment, then the student must complete his/her vehicle registration or within twenty-four (24) hours for those who enroll at a subsequent date or acquire a vehicle of the acquisition of the vehicle.
- (7) Generally, a student vehicle can only be registered in one classification: commuter or non-commuter. However, students who meet certain requirements may register vehicles as staff. To register as a staff member the student must teach eight (8) semester hours or have a forty (40) hour work week specified on appointment papers. The registration of student vehicles as staff members will be by agreement between the appropriate department chairman or dean and the Department of Public Safety.
- (8) ~~The annual vehicle registration decal will be provided at no cost to anyone qualifying for a permanent disability sticker.~~ UT Martin students, faculty, or staff with permanent disabilities and who possess a disability plate or placard issued by the state of Tennessee will be issued a vehicle registration decal at no charge. Students, faculty, or staff with temporary disabilities may apply for a temporary parking permit by submitting a written statement from a doctor or student health to the Department of Public Safety.
- (9) The person to whom a vehicle registration decal is registered is responsible for that vehicle registration decal and all violation citations issued thereto. If the person ~~operating the vehicle~~ displaying the vehicle registration decal is other than the registrant when a violation is committed, both he and the registrant may be cited.
- (10) Expired ~~campus-vehicle~~ registration decals must be removed so that only the current vehicle registration decals are displayed.
- (11) Only one ~~parking-vehicle~~ registration decal may be purchased by each staff/faculty member or student, unless it is a replacement vehicle registration decal. The vehicle registration decal may be transferred to another vehicle either permanently or temporarily.

1720-5-6-.02 PARKING.

- (1) Staff parking areas are designated for all academic buildings. Students ~~are shall not to~~ park in ~~these staff parking areas between 8:00 a.m. and 3:00 p.m. Monday through Friday or at other times designated by the Department of Public Safety.~~
- (2) Student parking areas are designated by letter, e.g., C-Commuting students, N-Non-commuting students. Student's vehicles may be parked only in lots designated on the student's registration decal ~~between 8:00 a.m. and 3:00 p.m. Monday through Friday or at other times designated by the Department of Public Safety.~~
- ~~(3) Parking lot designations are not applicable from 3:00 p.m. to 8:00 a.m. nor on weekends except where posted. The designations are for the hours between 8:00 a.m. and 3:00 p.m. Monday through Friday.~~
- ~~(4) The absence of "no parking" signs or painted curbs/lines does not imply that parking is allowed. Parking in designated lots is restricted to marked spaces only. Vehicles parked outside of marked spaces are subject to being issued a citation and/or towed.~~
- (5) ~~Vehicles with disability plates or placards may park in any parking space on campus. Vehicles with temporary parking permits for persons with temporary disabilities may park in any parking space on campus except for disability parking spaces.~~

1720-5-6-.03 VEHICLE OPERATION.

- (1) All persons operating vehicles on University property or in the campus area, which includes city streets adjacent to University property, must be properly licensed operators
- (2) Pedestrians have the right-of-way at established pedestrian crossings, except where regulated by traffic control lights or police officers.
- (3) ~~Under normal conditions~~ The maximum speed limit on campus streets is 15 mph and 30 mph on the city streets, ~~unless otherwise posted.~~ However, vehicles may not be operated at any speed which is excessive for the conditions which may exist as a result of weather, traffic congestion, pedestrians, etc.
- (4) Traffic control signs and directions of police officers must be obeyed.
- (5) All persons operating vehicles are responsible for maintaining control of the vehicle, safe operation, and observance of traffic control signs, barriers and devices.
- (6) Operating or parking a motor vehicle in any area other than a street, roadway, or parking lot intended for motor vehicles is prohibited.

1720-5-6-.04 VIOLATIONS.

- (1) Registration.
 - (a) Vehicles not registered.
 - (b) Registration decals not properly affixed to vehicle.
 - (c) Unauthorized possession of registration decals.

- (d) Falsification of registration information.
- (e) Illegal use, reproduction, or alteration of a vehicle registration decals or temporary parking permit.

(2) Parking.

- (a) In no parking areas, loading zones, or on grass.
- (b) In unauthorized areas.
- (c) In such a manner as to block or obstruct traffic, street, sidewalk, driveway, fire hydrant, building entrance or exit, or another vehicle.
- (d) In areas where curb is painted yellow or red or in areas where not marked as a parking area with painted white lines.
- (e) Vehicles parked in such a manner as to prohibit the emptying of trash dumpsters will be towed away at the owner's expense.
- (f) Disability parking violation, as defined by state law (e.g., an unauthorized use of a disabled parking space, ramp, plate, or placard; parking a vehicle so that a portion of the vehicle encroaches into a disabled parking space in a manner which restricts, or reasonably could restrict, a person confined to a wheelchair from exiting or entering a vehicle properly parked within the disabled parking space).
- (g) Each calendar day constitutes a separate offense for a vehicle parked in the same location in violation of these regulations.

(3) Moving.

- (a) Exceeding posted speed limit.
- (b) Excessive speed for existing conditions.
- (c) Failure to obey traffic control sign or signal.
- (d) Failure to obey police officer.
- (e) Operating vehicle without valid operator's license.
- (f) Driving off of roadway or street.
- (g) Reckless driving and/or racing.
- (h) Failure to yield right-of-way at pedestrian crossing.
- (i) Leaving scene of accident.
- (j) Failure to signal turn or stop.

- (k) Following too closely.
- (l) Operating mechanically unsafe vehicle.
- (m) Driving while under the influence of alcohol or narcotics.
- (n) Operating vehicle causing loud or unnecessary noise, such as loud mufflers, horns, P.A. systems, etc.

1720-5-6-.05 PENALTIES.

- (1) Fines and Other Penalties.
 - (a) The fine for registration or parking violations is twenty-five (\$25) dollars, except for the following violations:
 - 1. Registration decal not properly affixed to a vehicle – twenty (\$20) dollars;
 - 2. Parking in a no parking area or a loading zone – thirty (\$30) dollars;
 - 3. Parking in such a manner as to block or obstruct traffic, a street, a driveway, a fire hydrant, a building entrance or exit, or another vehicle – thirty (\$30) dollars (the fine is twenty-five (\$25) dollars for blocking a sidewalk or building entrance or exit);
 - 4. Parking in an area where curb is painted red – forty (\$40) dollars;
 - 5. Parking in an area that is not marked as a parking area with painted white lines – twenty (\$20) dollars;
 - 6. Parking in such a manner as to prohibit the emptying of trash dumpsters – thirty (\$30) dollars and the vehicle will be towed;
 - 7. The fine for a disability parking violation is set by State law, Tennessee Code Annotated section 55-21-108. As of July 1, 2008, the fine was set at two hundred (\$200) dollars. The fine imposed under these regulations will increase or decrease automatically when increased or decreased by State law. The fine shall not be suspended or waived. In addition to the fine, not more than five (5) hours of community service work may be imposed. Any community service work requirements imposed shall be to assist the disabled community by monitoring disabled parking spaces, providing assistance to disability centers or to disabled veterans, or other such purposes.
 - 8. Unauthorized possession of registration decals; falsification of registration information; and/or illegal use, reproduction, or alteration of registration decals – at the discretion of the University, up to two hundred dollars (\$200) per violation and restitution to the victim; or referral to City or General Sessions Court. University students and employees also may be subject to discipline under other University policies and procedures.
 - (b) A person who commits a moving violation will referred to City or General Sessions Court.

(2) Disciplinary Action.

- (a) Students who persist in violating these regulations or commit a single violation surrounded by aggravated circumstances will be referred to the Office of Student Affairs for disciplinary action.
- (b) If more than five citations are issued to a student in one semester, the student will be notified that their vehicle is subject to being towed. If, after this notification, the student receives another citation during the same semester, the student’s vehicle will be subject to towing for that citation and each subsequent citation for the remainder of that semester, even if the previous citations have been satisfied by paying fines or other penalties.
- (c) Any student having outstanding citations (citations which have not been paid) will not be allowed to register for further work until all such charges have been paid.

No transcripts or other information will be made available for such students who are seeking entrance into other institutions.

(3) Enforcement.

- (a) A citation for any type of parking violation must be paid or appealed within fourteen (14) calendar days after the issuance of the citation. Failure to pay or appeal a citation within fourteen (14) calendar days after issuance of the citation constitutes a separate violation of these regulations. If a fine is not paid or appealed within fourteen (14) calendar days after the issuance of the citation, a \$~~20~~15.00 late charge will be added.
- (b) Windshield notices and/or other methods of notification will be used to provide the owner of the vehicle with: (1) advance notice of the University’s intent to tow the owner’s vehicle as a result of the owner receiving more than five citations in one semester and (2) the owner’s right to a hearing. In the event the owner does not request a hearing or prevail at the hearing, his vehicle will be towed whenever it is next found upon the University property parked illegally.
- (c) Vehicles parked in a fire lane, designated disability parking space, reserved parking space, or in such manner as to impede the flow of traffic or disrupt the orderly affairs of the University may be towed/booted/impounded. Owners of vehicles towed/booted/impounded for the above reasons have a right to a hearing by a University official that will be provided on request prior to the payment of any tow charges, fines, and penalties. If tow charges, fines, or penalties are assessed after such hearing, impounded/towed/booted vehicles will be released upon proper identification and receipt of payment of all tow charges, fines, and penalties.

1720-5-6-.06 APPEALS.

- (1) Appeals must be made within fourteen days of the date of citation issuance.
- (2) Citations may be appealed to the Traffic Office and then to the Traffic Appeals Board. The Traffic Appeals Board, which is composed of faculty, staff and students, meets each semester. Citations appealed after fourteen (14) days of issuance must be appealed directly to the Traffic Appeals Board in writing and all fines and charges must be paid prior to the appeal, including late charges.

1720-5-6-.07 RESTRICTIONS.

- (1) University streets or grounds may not be used by any firm, corporation, or unauthorized person for advertising or commercial purposes.

1720-5-6-.08 PEDESTRIAN REGULATIONS.

- (1) Students and staff members must not endanger their safety or constitute an unreasonable impediment to lawful vehicular traffic by crossing streets at other than authorized lanes or by willfully walking or congregating in the streets.

1720-5-6-.09 SPECIAL OCCASIONS AND EMERGENCIES.

- (1) On special occasions, such as athletic events, concerts, and graduation exercises, and in emergencies, parking and traffic limitations may be imposed by the Department of Public Safety as required by the conditions which prevail.

MINUTES OF THE WINTER MEETING
THE UNIVERSITY OF TENNESSEE
BOARD OF TRUSTEES

March 1, 2013
Chattanooga, Tennessee

The Winter Meeting of The University of Tennessee Board of Trustees was held at 1:30 p.m. EST, Friday, March 1, 2013, in the Tennessee Room of the University Center on the campus of The University of Tennessee at Chattanooga.

I. CALL TO ORDER AND INVOCATION

Trustee Don C. Stansberry, Jr., Vice Chair of the Board, called the meeting to order. Reverend Keith Moore with the Wesley Center offered the invocation.

II. ROLL CALL

Secretary Catherine S. Mizell called the roll, and the following members were present:

Don C. Stansberry, Jr., Vice Chair
Charles C. Anderson
Anne Holt Blackburn
George E. Cates
Joseph A. DiPietro
Spruell Driver, Jr.
J. Brian Ferguson
Teresa K. Fowler
John N. Foy
D. Crawford Gallimore
Vicky B. Gregg
Douglas A. Horne
Raja J. Jubran
James L. Murphy, III
Karl A. Schledwitz
Shalin N. Shah
Victoria S. Steinberg
Betty Ann Tanner
Charles E. Wharton
Tommy G. Whittaker
Janet M. Wilbert

The Secretary announced the presence of a quorum. Governor Haslam, Commissioners Huffman and Johnson, Dr. Rhoda, and Ms. Hagler were unable to attend the meeting. Members of the administrative staff, faculty, students, and media representatives were present. The meeting was also webcast for the convenience of the University community, the general public, and the media.

III. INTRODUCTIONS

Having introduced all special guests during the luncheon immediately preceding the meeting, Vice Chair Stansberry proceeded to express appreciation to John and Trish Foy and Vicky and Fred Gregg for hosting a delightful evening at the Tennessee Aquarium.

IV. MINUTES OF LAST MEETING

Trustee Foy moved approval of the minutes of the November 9, 2012 meeting of the Board of Trustees as presented in the meeting materials. Trustee Murphy seconded, and the motion carried unanimously.

V. PRESIDENT'S REPORT

President DiPietro updated the Trustees on implementation of the Strategic Plan, various achievements, and the Governor's budget proposals (Exhibit 1). He began by reporting that the Strategic Plan Dashboard had been updated through FY12 and is available for review at <http://president.tennessee.edu/strategicplan/dashboard/index.html>.

Concerning the goal of Enhancing Educational Excellence, an inventory of distance education reveals 46 online academic programs and 600 courses available online system-wide. The Enhancing Educational Excellence implementation team is coordinating an effort to cooperate with the Tennessee Board of Regents in reviewing online education collaboration and avoiding program duplication. The team will be reviewing a possible relationship with Coursera, the educational technology company started by two computer science professors at Stanford University. The Governor's budget includes a proposal for \$5,000,000 for a relationship with Western Governors University, an accredited online university that targets older students desiring to complete a degree. Given its target audience, WGU should not negatively impact UT.

The Complete College Tennessee Act (CCTA) funding formula is fully funded in the Governor's budget for the first time, and UT Knoxville will gain nearly \$10 million through the CCTA process this year. The Chattanooga and Martin campuses will see reductions of \$1.6 million and \$2.3 million respectively. UTC, however, is now better positioned to

succeed with the CCTA funding in the future if its higher enrollments translate to more graduates.

With respect to the goal of Expanding Research Capacities, the System Research Committee has been formed, made up of Chief Research Officers from each campus and institute, to help facilitate better collaboration and drive research forward. High level, prestigious membership is also being developed for an Industry Advisory Council. This group will bring best practices and awareness of industry needs. The team will increase effectiveness in the research arena and will tackle a new business plan for UTRF. The Governor's budget includes \$5 million in funding for the National Science Foundation supercomputer re-compete. As a condition of this investment, University researchers will receive time on the supercomputer. The Governor's budget also includes a \$3 million match for five years of St. Jude funding to develop pediatric physician scientist teams to work on challenging childhood diseases.

Dr. DiPietro congratulated two winners of the 2012 Wheeley Award given by UTRF, recognizing commercialization of research. Dr. Gabor Tigyi's work at UTHSC with a group of colleagues developed a drug to combat lethal injuries and exposure to radiation from situations such as a nuclear explosion or terrorists' dirty bombs. Rx100 is under development by RxBio, founded by Tigyi and other UTHSC colleagues. RxBio received a \$15 million contract from the U.S. Department of Health and Human Services' Biomedical Advanced Research and Development Authority. The second Wheeley Award recipient was Dr. Tami Wyatt in the UT Knoxville College of Nursing, who partnered with a colleague in Engineering to develop an electronic health record that could be used in simulated educational settings. The company they created, iCare, and the technology, have been acquired by an outside company. The technology is now being tested in 200 nursing programs around the world.

Under the goal of Fostering Outreach and Engagement, the dashboard parameters have been defined by the implementation team, and the team is determining how best to collect data. An outreach and engagement model for each campus and institute is being developed. Although salary funds were included in the Governor's budget for the non-formula units, no improvement money was included. Nevertheless, important outreach and engagement activities continue. The West Tennessee 4-H Center Vision Committee was formed with help from Farm Bureau to bring 4-H camp back to the region. Meetings, listening sessions, and site visits were conducted, and 19 potential sites were identified. The committee hopes to recommend a site for approval in May. UTHSC sponsors National Give Kids a Smile Day, where 112 students from Memphis Academy of Health Sciences received free dental care. The services, which included more than 670 procedures, would have cost nearly \$16,000. IPS offers a Certified Municipal Finance Officer program, conducted by the Municipal Technical Advisory Service (MTAS) with state Comptroller's

office. More than 200 municipal finance employees from across the state recently graduated in Nashville, meeting the state law which requires most cities to have a CFO who is certified.

The Ensuring Effectiveness and Efficiency implementation team has been working to align operating and capital budgeting with Strategic Plan needs and changing budget and planning to a three- to five-year future window. The team continues to identify recommendations to improve the capital outlay budget process and is currently reviewing all fiscal policies. The team is seeking to achieve consistency in reporting by defining variables and to build an inventory and calendar of external reporting to meet deadlines. The Governor's budget includes \$24 million (assuming the tobacco settlement money is received) for the UT Knoxville steam plant conversion from coal to gas. Utility savings are unknown at this time, but the project is expected to decrease emissions by 43%, equivalent to taking 3,300 homes off the grid. And finally, the Treasurer's Office has been working to implement processes that are easier for employees such as automated travel reimbursement and flexible spending account debit cards.

The implementation team for Advocating for UT has looked at system-wide marketing and communications, and a system-wide committee was formed. Finalists for the Vice President of Communications and Marketing have been identified for interviews. An Advocacy Council has been established and legislative activity remains strong. UT has a voice in the Governor's higher education initiative, the working group chaired by UT Knoxville alumnus Randy Boyd. The Governor's budget includes some salary money, and the Chancellors are in discussions about market and merit increases. The University is committed to closing the market analysis gaps in salary. Alumni are also advocating on behalf of the university. For example, Debbie Ingram, past president of UTAA and UTC physical therapy professor, helped with guns on campus in years past and continues to advise us. Jim Duke, past president of UTAA and current chair of Alumni Legislative Council, also serves as an advisor to our advocating implementation team. With their advice, Carey Smith, former Student Trustee and Assistant Director for Advocacy, is using social media to reach the advocacy group immediately through social media. These contacts in the local political districts assist UT with sharing the message.

Dr. DiPietro closed by featuring Bradley Bell, SGA President at UTC, who grew up in Knoxville and chose to attend UTC because of a strong impression made by a student tour guide. Bradley and other students give meaning to what the University does every day to educate students, discover life-changing technology, and connect with Tennesseans.

IX. ACTION ITEM FROM THE HEALTH AFFAIRS COMMITTEE

A. UT Methodist Physicians, LLC (UTMP) – Fourth Amendment to 2009 Addendum A to the Amended and Restated Master Affiliation Agreement with Methodist Healthcare-Methodist Hospitals

The Vice Chair announced that due to weather concerns, the Trustees and staff from Memphis have requested that the Health Affairs item be moved to this point on the agenda. Without objection, the agenda was reordered to address the Health Affairs item first. Chair Anderson recognized Chancellor Schwab to present the item.

Chancellor Schwab explained that in February 2012, the Board of Trustees approved designation of UT Methodist Physicians, LLC (UTMP) as a faculty practice plan for the limited purpose of employing new adult multi-specialty care physicians in the short term (UTMP-Phase I), pending development of a larger plan under which certain physicians would be transitioned from UT Medical Group to UTMP (UTMP-Phase II). The developing UTMP-Phase II proposal was reviewed with the Health Affairs Committee at its June and October 2012 and January 2013 meetings. The Fourth Amendment concerning UTMP-Phase II was prepared by the Office of the General Counsel in consultation with outside counsel and is currently being reviewed by Methodist. The proposed implementation date for UTMP-Phase II is July 1, 2013.

Chancellor Schwab stated that the Health Affairs Committee approved the Fourth Amendment and recommends it to the Board for approval. He explained that this University-affiliated practice plan would be similar to the affiliation created with Le Bonheur Children's Hospital, which was a contributing factor in Le Bonheur's climb to the number 23 hospital in the United States. The goal is to emulate the same success with the University's adult hospital affiliate, Methodist.

Trustee Anderson moved that the Chancellor of the UT Health Science Center and the Chief Financial Officer of the University be authorized to execute the Fourth Amendment to 2009 Addendum A to the Amended and Restated Master Affiliation Agreement with Methodist Healthcare-Methodist Hospitals (Exhibit 2) after approval by the Chair of the Health Affairs Committee upon the recommendation of the General Counsel, the Chief Financial Officer, and the President. Trustee Gallimore seconded, and the motion carried unanimously.

VI. ACTION ITEMS FROM THE EXECUTIVE AND COMPENSATION COMMITTEE**A. Election and Compensation of UTC Chancellor**

President DiPietro recommended the election of Dr. Steven R. Angle as the next Chancellor of The University of Tennessee at Chattanooga, effective July 1, 2013, with the following compensation:

| | |
|--------------------|---------------------|
| Base Salary: | \$24,250 per month |
| Expense Allowance: | \$583.33 per month |
| Housing Allowance: | \$1666.67 per month |
| Moving Allowance: | \$20,000 |

Dr. Angle holds a Ph.D. in Organic Chemistry from the University of California, Irvine, an M.S. in Organic Chemistry from the University of California, Los Angeles, and a B.A. in Chemistry from the University of California, Irvine. Since August 2012, he has been serving as Senior Vice President at Wright State University in Ohio. From March 2007 to August 2012, he served as Provost (chief academic and operating officer) at Wright State.

Trustee Murphy moved that the President's recommendation for the election and compensation of Dr. Steven R. Angle as the next Chancellor of The University of Tennessee at Chattanooga, effective July 1, 2013 (Exhibit 3), be approved. Trustee Anderson seconded the motion, and it carried unanimously. Dr. DiPietro thanked the search committee for their service. Dr. Angle addressed the Board briefly and thanked them for the honor.

B. Performance and Retention Plan for Executive Officers

At its October 2, 2012 meeting, the Executive and Compensation Committee approved an earlier version of the Performance and Retention Plan for executive officers of the University. Several technical and clarifying revisions were made to the Plan document after that meeting, and the new version was reviewed by the Committee at its meeting on the previous day, February 28. The Secretary explained that after extensive discussion, the Committee voted to recommend the plan to the Board for approval with further revisions, including a requirement that a Participant be in active payroll status on the date payment of the retention amount is made. The Secretary directed the Board's attention to the revised plan in the final meeting materials.

Trustee Gallimore moved that the Performance and Retention Plan for executive officers of the University be approved, as revised on the recommendation of the Executive and Compensation Committee and as presented in the final meeting materials (Exhibit 4). The motion was seconded by Trustee Gregg and carried unanimously.

Page 6, Winter Meeting
Board of Trustees
March 1, 2013

C. Performance Goals for Executive Officers

Under the Performance and Retention Plan for executive officers of the University, the Executive and Compensation Committee must recommend to the Board the performance goals the Participants will seek to achieve by June 30 of the final year of the retention period.

At its meeting on the previous day, the Committee reviewed the proposed performance goals, which had been revised in response to an earlier review by the Committee to include athletics performance and financial goals in the Subjective Goals category for the Chancellors of UTC, UTK, and UTM and to include improvement in employee satisfaction in the Subjective Goals category for all Participants. After further review of the performance goals at its meeting on the previous day, Committee members voted to recommend the proposed goals to the Board for approval.

Trustee Whittaker moved that the performance goals for Participants in the Performance and Retention Plan for executive officers (Exhibit 5) be approved. Trustee Jubran seconded the motion, and it carried unanimously.

D. Retention Amounts for Executive Officers

Under the Performance and Retention Plan for executive officers of the University, the Executive and Compensation Committee must recommend to the Board a retention amount for each Participant not exceeding "the sum of fifteen percent (15%) of the base salary of the Participant as of July 1 of the first year of the retention period, multiplied by the number of years in the retention period." According to the Plan, the initial retention period for all original Participants will be three years, from July 1, 2012 through June 30, 2015. The proposed retention amount for President DiPietro (approved by the Vice Chair) and the proposed retention amounts for the other Participants (approved by the President) were presented to the Committee for review at its meeting on the previous day. The Committee voted to recommend the proposed retention amounts to the Board for approval. The Vice Chair reiterated that the retention amounts are maximum amounts, and that whether a payment will be made and the amount of the payment will be determined by the Board after an evaluation of each Participant's performance with respect to the performance goals.

Trustee Anderson moved that the proposed retention amounts for Participants in the Performance and Retention Plan for executive officers (Exhibit 6) be approved. Trustee Driver seconded, and the motion carried unanimously.

VII. ACTION ITEMS FROM THE TRUSTEESHIP COMMITTEE**A. Bylaw Amendments on the Consent Agenda**

At its December 18, 2012 meeting, the Trusteeship Committee reviewed proposed Bylaw amendments designed to allow greater use of the consent agenda to maximize time for discussion and action on strategic priorities. The proposed amendments allow routine and non-controversial items to be voted on or received for information by unanimous consent in both the committee and the full Board. Further, the amendments allow any item discussed and unanimously approved in committee to be designated for the consent agenda in the full Board meeting. Any Trustee may still request that an item be removed from the consent agenda in both the committee and the full Board if he or she disagrees with the item or believes it requires discussion. Requests for clarification or questions about a consent item must be presented to the Secretary before the meeting and, standing alone, will not serve as a reason for removal of an item from the consent agenda. The Trusteeship Committee approved the proposed Bylaw amendments for recommendation to the Board.

Trustee Murphy moved approval of the proposed Bylaw Amendments Concerning the Consent Agenda (Exhibit 7), by a roll call vote. Trustee Blackburn seconded, the Secretary called the roll, and the motion carried unanimously.

B. Bylaw Amendment to Revise the Composition of the Health Affairs Committee

At its January 28, 2013 meeting, the Trusteeship Committee reviewed proposed Bylaw amendment allowing the Vice Chair, from time to time, to recommend appointment to the Health Affairs Committee of an at-large voting member with professional or business expertise particularly beneficial to the Committee. The Trusteeship Committee approved the proposed Bylaw amendment for recommendation to the Board.

Trustee Murphy moved adoption of the Bylaw Amendment to Revise the Composition of the Health Affairs Committee (Exhibit 8). Trustee Ferguson seconded, the Secretary called the roll, Trustee Gregg abstained, and the motion carried.

VIII. ACTION ITEM FROM THE FINANCE AND ADMINISTRATION COMMITTEE**A. UTC Differential Tuition Proposal for Business, Engineering, and Nursing**

Committee Chair Anderson stated a differential tuition proposal for all courses in Business, Engineering, and Nursing at UTC had been fully discussed in the Committee's meeting on the previous day and recommended for approval by the Board. He moved that The

University of Tennessee at Chattanooga be authorized to implement a differential tuition model for Business, Engineering, and Nursing as described in the meeting materials (Exhibit 9), beginning with the 2013-14 academic year; and that the proposed FY 2014 operating budget for UTC be developed and presented to the Board of Trustees incorporating a \$50.00 per student credit hour differential tuition for courses in Business, Engineering, and Nursing; and that the differential tuition will increase in future years at the same rate as any future increases in tuition (in-state maintenance fees) at UTC.

Trustee Fowler asked the Board to consider capping the differential tuition rather than allowing it to increase automatically with regular tuition. Vice Chair Stansberry responded that tuition is increased only because state funding is reduced or costs increase, and that fees and tuition must keep up with costs. He seconded the motion, and the motion carried with Trustee Fowler abstaining.

X. REPORT OF THE AUDIT COMMITTEE

The Audit Committee held a meeting on December 18, 2012, and Committee Chair Gallimore highlighted a few of the issues addressed at that meeting and ongoing work by the Internal Audit Department:

External Information Technology Audit:

Based on a recommendation from the Audit Committee Chair, an RFP was prepared for an external information technology audit for review by the Committee. The Audit Committee authorized the administration to issue an RFP for an external engagement to assess the information technology security posture of the University of Tennessee. The purpose of the work is to have an independent review of the information security program and to identify gaps that may put the University at risk. The deliverables include a written summary of findings and concerns, including a written action plan that prioritizes the corrective actions the University should use to improve its information security program.

Proposals were received in January and February and a committee is reviewing the proposals and selecting finalists. The committee will recommend a vendor at the May Audit Committee meeting for approval. Because of the large scope of this project, which includes security management practices and controls at UT system administration and each of the campuses and institutes, the work will take several months. The selected firm is expected to conduct work in the summer and fall and to provide a final report and executive presentation to the Audit Committee at the December meeting.

University's Financial Risk Assessment:

Each fall, the Chief Financial officer and the Chief Business Officers update the University's financial risk assessment to reflect changes in the University's operating environment. The

updated risk assessment was presented to the Audit Committee for review at the December meeting.

Institutional Compliance Update:

The Institutional Compliance Office provided an update on the 2012 compliance work plan. For UT Knoxville, Dr. Taylor Eighmy (new Vice Chancellor for Research and Engagement) was appointed as the Campus Compliance Committee chairman in October 2012 and is working with other Vice Chancellors to address compliance risks.

At UTHSC, the compliance risk assessment was completed and Ms. Francine Rogers, Biological Safety Officer, was appointed as the Campus Compliance Committee chairperson. The review of the risk assessment results is currently underway.

2013 Annual Audit Plan:

The Audit Committee approved the 2013 annual audit plan. Along with other audit activities, there are four areas of focus on the audit plan. The areas of focus include fraud prevention and detection, effectiveness and efficiency, controls, and expenditure audits at the departmental level.

2013 Institutional Compliance Plan:

The Audit Committee also approved the institutional compliance work plan for 2013. The 2013 areas of focus include facilitating campus compliance committees at UT Knoxville and UT Health Science Center, conducting a risk assessment at the Institute of Agriculture, monitoring compliance using data analytics and inspections of high-risk compliance areas, and promoting an ethical culture.

XI. CONSENT ITEMS

The Vice Chair noted that all items on the consent agenda were fully discussed and recommended by the relevant committees. He asked for any Trustee requests to remove items from the consent agenda. Trustee Murphy stated he would abstain from the consent agenda vote to avoid any appearance of a conflict of interest because the honorary degree being awarded under Item F. is his uncle, John Seigenthaler. There being no requests to remove items, Vice Chair Stansberry called for a motion to approve the following items on the consent agenda:

- A. FY 2013 Revised Operating Budget (Exhibit 10)
- B. Real Property Transactions
 - 1. KUB Substation Easements (Exhibit 11)
 - 2. Cumberland Avenue Easements (Exhibit 12)

- C. Rating Scale for Annual Performance Reviews of Tenured Faculty and Minor Clarifying Revisions to the Tenure Policy (Exhibit 13)
- D. Revision of UT Knoxville Faculty Handbook Concerning the Rating Scale for Annual Performance Reviews (Exhibit 14)
- E. Grant of Tenure to a UT Knoxville Faculty Member under Expedited Procedures (Exhibit 15)
- F. Honorary Doctor of Laws Degree, UTK (Exhibit 16)
- G. Honorary Doctor of Humane and Musical Letters Degree, UTK (Exhibit 17)
- H. Honorary Bachelor's Degree in Community Service, UTC (Exhibit 18)
- I. Revised Undergraduate Admission Requirements for UT Martin (Exhibit 19)
- J. Modifying the Name of the John Tickle Engineering Building (UTK) (Exhibit 20)
- K. Modifying the Name of the Frank H. McClung Museum (UTK) (Exhibit 21)
- L. Renaming the Panhellenic Building as Thorpe Hall (UTK) DEFERRED (Exhibit 22)
- M. Renaming the Former Student Health Center as Temple Hall (UTK) (Exhibit 23)
- N. Naming a New Residence Hall as the Fred D. Brown Jr. Residence Hall (UTK) (Exhibit 24)
- O. Naming the Football Practice Facility as the Anderson Training Center (UTK) (Exhibit 25)
- P. Revised Resolution on Organization and Mission of the UT Knoxville Athletics Board (Exhibit 26)
- Q. Revision of the Health Affairs Committee Charter (Exhibit 27)
- R. Revision of the Statement of Governance Principles (Exhibit 28)
- S. Revised Dates for 2013 Summer Workshop (Exhibit 29)

Trustee Driver moved approval of the consent agenda, Trustee Foy seconded, and the motion carried.

XII. OTHER BUSINESS

Vice Chair Stansberry stated that no other business had been brought to his attention.

XIII. ANNOUNCEMENTS

The Vice Chair stated that the terms for Janet Wilbert and Teresa Fowler will be completed May 31, 2013. He thanked them for their service and invited them to attend the Annual Meeting in June at which the Board will formally recognize their service by adoption of a resolution in their honor. The Vice Chair also thanked Interim Chancellor Bogue and his team for hosting the meeting and called the Board's attention to remaining meetings in 2013. He noted the workshop had been moved to September 5-6, 2013.

The Secretary expressed appreciation to Dr. Bogue for his assistance and for complete access to his staff. She recognized Rachael LeBlanc and Mike Gregory for coordinating the meeting logistics, Jeff Loveday and Justin Johnson for handling sound and webcasting, Aaron Grisham for facilities, and the technology support team of Barbara Webb, Marcus Myers, Jess Williams, Jordan Spencer and Christopher Howard. She thanked the Chancellor's Associates, Aaron Shumaker, Laura Cagle, Emily Forrest, and Terry Denniston for their assistance.

XIV. ADJOURNMENT

With no further business to come before the Board, the meeting was adjourned.

Respectfully Submitted,

Catherine S. Mizell, Secretary

THE UNIVERSITY OF TENNESSEE
BOARD OF TRUSTEES

ACTION ITEM

DATE: June 29, 2013

COMMITTEE: Executive and Compensation

ITEM: **Modification of Terms of UTC Chancellor Appointment to Require Residing in University-Leased Residence for a Maximum of One Year**

RECOMMENDATION: Approval

PRESENTED BY: Joseph A. DiPietro, President

On March 1 of this year, the Board elected Dr. Steven R. Angle as the next Chancellor of The University of Tennessee at Chattanooga, with July 1 as the starting date of his employment. Dr. Angle's compensation package included a monthly housing allowance of \$1,666.67 (\$20,000 annually) in recognition of his need to reside in housing suitable for carrying out his official responsibilities to entertain donors and other important University guests. The housing allowance was consistent not only with the Board's earlier determination to discontinue the practice of providing University-owned or -leased housing to the President and Chancellors, but also with Dr. Angle's desire to live in a personal residence. In conversations subsequent to his election, however, it became evident that Dr. Angle would not be able to locate and move into a residence in Chattanooga suitable for carrying out his official responsibilities upon assuming office on July 1. Therefore, to avoid any delay in carrying out the important official entertainment responsibilities of the Chancellor, the President recommends that Dr. Angle be required to reside in the Chancellor's residence for a period beginning July 1 and ending no later than June 30, 2014, as reflected in the following letter modifying the original terms of his appointment.

The Committee concurred in the President's recommendation at its meeting on May 13, 2013, but the motion approved at that meeting stated that the housing allowance would be effective on July 1, 2014, not taking into account that Dr. Angle might move into a personal residence several months before that date. Therefore, the Committee is asked to consider this matter again and to approve the President's recommendation that the originally approved monthly housing allowance of \$1,666.67 be effective on the first day of the month following his move into a personal residence.

MOTION:

That the terms of Dr. Steven R. Angle's appointment as Chancellor of The University of Tennessee at Chattanooga be modified to provide that in lieu of the previously approved monthly housing allowance, he shall be required to reside in the University-leased Chancellor's residence for a period beginning July 1, 2013 and ending no later than June 30, 2014; and that effective on the first day of the month following his move into a personal residence, his compensation will include a monthly housing allowance of \$1,666.67.



THE UNIVERSITY of TENNESSEE
KNOXVILLE • CHATTANOOGA • MARTIN • MEMPHIS • TULLAHOMA

OFFICE OF THE PRESIDENT

June 19, 2013

Dr. Steven R. Angle
1836 von Hovel Court
Bellbrook, OH 45305

Dear Steve:

As we have agreed, subject to the recommendation of the Executive and Compensation Committee and approval by the Board of Trustees at the Annual Meeting on June 20, 2013, this letter will serve to modify your original appointment letter, dated February 26, 2013, with respect to housing.

Because it is critical to the University that you reside in housing suitable for entertaining donors and other important University guests immediately upon assuming office on July 1, 2013, the University will require you to live in the Chancellor's residence for a period of no more than one year. This University-provided housing will be in lieu of the \$1,666.67 monthly housing allowance included in your original compensation package. On or before June 30, 2014, you will have located and moved into a personal residence suitable for fulfilling your official responsibilities. Effective on the first day of the month following your move into a personal residence, your compensation will include a monthly housing allowance of \$1,666.67.

Please indicate your agreement with this modification of the terms of your appointment by signing the duplicate original of this letter and returning it to my office. Thank you for your cooperation in this important matter.

Sincerely,

Joseph A. DiPietro
President

c: Butch Peccolo
Catherine Mizell
UTC Human Resources

I agree to the terms outlined in this letter and will accept this modification of the terms of my appointment subject to approval by the Board of Trustees.

Accepted:
Steven R. Angle

Date: June 14, 2013

THE UNIVERSITY OF TENNESSEE
BOARD OF TRUSTEES

ACTION ITEM

DATE: June 20, 2013

COMMITTEE: Executive and Compensation

ITEM: **Recommendation of 2014 Dates for Regular Board Meetings and a Workshop**

RECOMMENDATION: Approval

PRESENTED BY: Catherine S. Mizell, Secretary

After conducting conflict checks, the following dates were proposed to the Executive and Compensation Committee on May 13, 2013 for three regular meetings of the Board of Trustees and a workshop in 2014:

Winter Meeting, February 26-27, 2014 in Martin

Annual Meeting, June 18-19, 2014 in Knoxville

Workshop, September 9-10, 2014 (location to be determined)

Fall Meeting, October 16-17, 2014 in Knoxville

The Fall Meeting date is tentative, pending release of the 2014 Volunteer football schedule. If a home football game is not scheduled for October 18, 2014, alternate Fall Meeting dates will be recommended at a future meeting.

The Executive and Compensation Committee approved these 2014 meeting dates and now recommends them to the Board for approval.

MOTION:

That the proposed 2014 dates for regular board meetings and a workshop be approved.

THE UNIVERSITY OF TENNESSEE
BOARD OF TRUSTEES

ACTION ITEM

DATE: June 19, 2013

COMMITTEE: Executive and Compensation

CAMPUS/INSTITUTE: The University of Tennessee

ITEM: **Resolution Appointing a Managerial Group for U.S. Government Contracts**

RECOMMENDATION: Approval

PRESENTED BY: Catherine S. Mizell, General Counsel and Secretary

The Department of Energy, Department of Defense, and other federal agencies with which the University has contracts impacting national security require the Board to appoint a Managerial Group and delegate to that group responsibility for negotiation, execution, and administration of U.S. Government contracts. Only members of the Managerial Group will receive security clearance and have access to classified information.

The Board initially appointed a Managerial Group by resolution adopted on December 11, 2001. A new resolution is required annually to reflect changes in personnel. The resolution follows.

MOTION:

That the Resolution appointing a managerial group for U.S. Government contracts be approved.

RESOLUTION OF THE BOARD OF TRUSTEES
APPOINTING THE MANAGERIAL GROUP FOR CONTRACTS BETWEEN
THE UNIVERSITY OF TENNESSEE AND THE
UNITED STATES GOVERNMENT
PURSUANT TO
THE NATIONAL INDUSTRIAL SECURITY PROGRAM OPERATING MANUAL

BE IT RESOLVED BY THE BOARD OF TRUSTEES OF THE UNIVERSITY OF TENNESSEE THAT:

1. Those persons occupying the following positions at The University of Tennessee shall be known as the Managerial Group, having the authority and responsibility for the negotiation, execution, and administration of U.S. Government contracts as described in the National Industrial Security Program Operating Manual:

President

Treasurer and Chief Financial Officer

Chancellor, The University of Tennessee, Knoxville

Vice Chancellor for Research, The University of Tennessee, Knoxville

Facility Security Officer

General Counsel and Secretary

Executive Director, The University of Tennessee Space Institute

2. The Chief Executive and the members of the Managerial Group are cleared, or will be processed for clearance, to the level of The University of Tennessee's facility clearance. If uncleared, pending issuance of the requested access authorization, such individual shall be excluded from all access and shall not participate in any decision or other matter pertaining to the protection of classified information and/or special nuclear material.
3. The above-named Managerial Group is hereby delegated all of the Board's duties and responsibilities pertaining to the protection of classified information and/or special nuclear material released to The University of Tennessee.
4. In the future, when any individual is appointed to the Managerial Group as an additional member or replacement member, such individual shall immediately be processed for an access authorization at the same level as The University of Tennessee's facility clearance. Pending issuance of this requested access authorization, such individual shall be excluded from all access and shall not participate in any decision or other matter pertaining to the protection of classified information and/or special nuclear material.

5. The following named officers and members of the Board of Trustees of The University of Tennessee shall not require, shall not have, and can be effectively excluded from access to all classified information and/or special nuclear material released to The University of Tennessee and do not occupy positions that would enable them to affect adversely the policies or practices of The University of Tennessee’s performance of classified contracts for the U.S. Government:

Officers

| <u>Name</u> | <u>Title</u> |
|--------------------|---|
| Steven R. Angle | Chancellor, The University of Tennessee at Chattanooga |
| Larry R. Arrington | Chancellor, The Institute of Agriculture |
| David E. Millhorn | Executive Vice President/Vice President for Research and Economic Development |
| Johnnie D. Ray | Vice President for Development and Alumni Affairs |
| Thomas A. Rakes | Chancellor, The University of Tennessee at Martin |
| Steve J. Schwab | Chancellor, The University of Tennessee Health Science Center |

Members of the Board of Trustees

| <u>Name</u> | <u>Title</u> |
|--------------------------|---|
| William E. Haslam | Trustee/Governor |
| Kevin S. Huffman | Trustee/Commissioner of Education |
| Julius Johnson | Trustee/Commissioner of Agriculture |
| Richard G. Rhoda | Trustee/Executive Director, Tennessee Higher Education Commission |
| Charles C. Anderson, Jr. | Trustee |
| Anne Holt Blackburn | Trustee |
| George E. Cates | Trustee |
| Spruell Driver, Jr. | Trustee |
| J. Brian Ferguson | Trustee |
| John N. Foy | Trustee |
| D. Crawford Gallimore | Trustee |
| Vicky B. Gregg | Trustee |
| Monice Moore Hagler | Trustee |
| James E. Hall | Trustee |
| Douglas Horne | Trustee |
| Raja J. Jubran | Trustee |
| Bonnie E. Lynch | Trustee |
| James L. Murphy III | Trustee |
| Karl A. Schledwitz | Trustee |
| Shalin N. Shah | Trustee |

| | |
|------------------------|---------|
| Don C. Stansberry, Jr. | Trustee |
| Victoria S. Steinberg | Trustee |
| Betty Ann Tanner | Trustee |
| Charles E. Wharton | Trustee |
| Tommy G. Whittaker | Trustee |
| Thaddeus A. Wilson | Trustee |

CERTIFICATION

The above Resolution of the Board of Trustees Appointing the Managerial Group for Contracts between The University of Tennessee and the United States Government Pursuant to the National Industrial Security Program Operating Manual was duly adopted by the Board of Trustees on the 20th day of June, 2013.

Catherine S. Mizell, Secretary

THE UNIVERSITY OF TENNESSEE
BOARD OF TRUSTEES

ACTION ITEM

DATE: June 19, 2013

COMMITTEE: Finance and Administration

ITEM: **Ratification of 2012-13 Quasi-Endowments**

RECOMMENDATION: Approval

PRESENTED BY: Charles M. Peccolo, Treasurer and Chief Financial Officer

A Board of Trustees Resolution dated September 22, 1995 authorizes the University, with approval by the President and Treasurer, to establish quasi-endowments without waiting for official governing board action, provided the Board of Trustees receives an annual report on the names and amounts of such quasi-endowments established during the previous fiscal year.

A schedule of the quasi-endowments established from July 2012 to June 2013 totaling \$2,731,262.60 is attached for Board review and ratification.

MOTION:

That quasi-endowments established during FY 2013 be ratified.




THE UNIVERSITY of TENNESSEE

KNOXVILLE, CHATTANOOGA, MARTIN, TULLAHOMA, MEMPHIS

OFFICE OF THE TREASURER AND CHIEF FINANCIAL OFFICER

MEMORANDUM

TO: Members of the Board of Trustees

FROM: Joseph A. DiPietro, DVM
Charles M. Peccolo 

DATE: May 9, 2013

SUBJECT: Quasi-Endowment Funds

A resolution approved on September 22, 1995, authorized the University President and Treasurer to approve the establishment of quasi-endowment funds and to report to the Board during its June meeting the names and amounts of such funds approved. The following quasi-endowment funds have been established from July 2012 to June 2013 in accordance with this resolution:

| | <u>Endowment Amount</u> | <u>Program Supported</u> |
|--|-----------------------------|--|
| The University of Tennessee, Knoxville | | |
| Susan S. Mengel Quasi-Endowment | \$476,012.33 | Support for Department of Forestry, College of Agricultural Sciences |
| Nick and Fran Newell Quasi-Endowment | \$250,000.00 | Support for the Frank H. McClung Museum |
| Sarah Skinner Professorship Quasi-Endowment | \$544,284.49 | Support for UT Knoxville (College of Business) |
| Roy B. Martin Entrepreneurship Scholarship Quasi-Endowment | \$126,163.03 | Scholarships in the College of Engineering |
| Fred Ortman Proffitt Quasi-Endowment | \$197,141.69 | Support for College of Education, Health, and Human Services |
| WUOT Public Radio Quasi-Endowment | \$ 59,503.80 | Support for WUOT |
| Herbert Bacon Scholarship Quasi-Endowment | \$261,034.79 | Support for the College of Law |
| Elaine Altman Evans Quasi-Endowment for Museum Operations | \$150,000.00 | Support for the Frank H. McClung Museum |
| Elaine Altman Evans Quasi-Endowment for Ancient Egypt | \$100,000.00 | Support for Ancient Egypt events, lectures, exhibitions at the Frank H. McClung Museum |
| The University of Tennessee, Memphis | | |
| Tom and Kathleen Elam Pediatric Research Quasi-Endowment | \$103,557.39 | Support UT Memphis Pediatric Research |
| The University of Tennessee, Agriculture Experiment Station | | |
| Ethel B. and Margaret A. Cooper Family Quasi-Endowment | \$463,565.05 | Support for UTIA |

THE UNIVERSITY OF TENNESSEE
BOARD OF TRUSTEES

ACTION ITEM

DATE: June 19, 2013

COMMITTEE: Finance and Administration

CAMPUS/UNIT: UTC

ITEM: **FY 2014 Distribution of UC Foundation Unrestricted Endowment Funds**

RECOMMENDATION: Approval

PRESENTED BY: Charles M. Peccolo, Treasurer and Chief Financial Officer

The proposed distribution of funds from the University of Chattanooga Foundation (UCF) unrestricted endowment in support of programs at The University of Tennessee at Chattanooga for FY 2014 is reflected on the following schedule. The proposed distribution is presented for Board of Trustees review and approval. Final approval by the UCF Board of Trustees is pending, and any changes will be presented to this Board, or the Executive and Compensation Committee, for approval after final adoption of the planned distribution. Total UCF support of The University of Tennessee at Chattanooga for FY 2014 is projected to be \$4.2 million.

MOTION:

That the proposed FY 2014 Distribution of UC Foundation Unrestricted Endowment Funds be approved as presented in the meeting materials with the understanding that any subsequent changes to the proposed distribution will be presented to the Board of Trustees or the Executive and Compensation Committee for approval.

FY14 Proposed UC Foundation Grants

| Category | 2014 | |
|---|--------------|--------------------|
| | Recurring | NonRecurring |
| Strategic Initiatives | | |
| UTeach Chattanooga | | \$ 20,000 |
| Honors College | | \$ 50,000 |
| Student Success + Retention Project | | \$ 100,000 |
| Research Seed Funds (Council of Scholars) | | \$ 20,000 |
| New Faculty Start-up | | \$ 100,000 |
| Visiting Scholar (English) | | \$ 35,000 |
| New Alumni Giving (match) | | \$ 10,000 |
| New Fac/Staff Gifts (match) | | \$ 10,000 |
| New Sculpture Studio (Art) | | \$ 10,000 |
| TN Aquarium Visiting Professor of Biology (match) | | \$ 17,500 |
| Faculty Development | | |
| Sabbatical and Study Leaves | \$ 50,000 | |
| Faculty Development + Teaching Innovation | \$ 30,000 | |
| Faculty Appreciation Day | \$ 20,000 | |
| Executive Partnerships | | |
| Chancellor's Fund | \$ 10,000 | |
| Student Scholarships | | |
| Leadership Awards/CCTA Safety | \$ 50,000 | |
| Chancellor/Provost Scholarships | \$ 425,000 | |
| Music Performance Awards | \$ 100,000 | |
| Athletic Scholarships | \$ 50,000 | |
| Enhancing Graduate Assistantships | \$ 200,000 | |
| International Studies Scholarships (match) | \$ 20,000 | |
| Brock Scholars Grants | \$ 40,000 | |
| Restricted (Quasi Endowment) | | |
| UC Foundation Professorships | \$ 46,500 | |
| John Stagmaier Professorship | \$ 17,500 | |
| Dr. Leroy Martin Distinguished Prof. | \$ 20,000 | |
| Dorothy Patten Fine Arts Series | \$ 25,000 | |
| | \$ 1,104,000 | \$ 372,500 |
| GRAND TOTALS | | \$1,476,500 |

THE UNIVERSITY OF TENNESSEE
BOARD OF TRUSTEES

ACTION ITEM

DATE: June 19, 2013

COMMITTEE: Finance and Administration

CAMPUS/UNIT: UTC

ITEM: Extension of the UTC Regional Tuition Rate Program for Undergraduates, FY 2013-14

RECOMMENDATION: Approval

PRESENTED BY: Richard Brown, Executive Vice Chancellor, UTC

At the June 2007 meeting, the Board of Trustees authorized UT Chattanooga to establish a one-year pilot program to evaluate a differential tuition rate for undergraduate students of junior and senior standing who meet current admissions standards and reside in seven counties contiguous to Tennessee (six Georgia and one Alabama). Participants receive a 75 percent reduction in out-of-state tuition. The pilot program was implemented beginning Fall 2007. Extension of the pilot program was conditioned on further consideration by the Board. Each year since 2007, the Board of Trustees has approved a one-year extension of this program.

Analysis of enrollment and revenue for the 2012-2013 year of the program is presented on the following pages. The administration requests authorization to extend the program for 2013-14.

MOTION:

That the UTC regional tuition rate program for undergraduate students residing in seven contiguous counties in Georgia and Alabama be extended for FY 2013-14.



The University of Tennessee at Chattanooga Regional Tuition Rate Program

**A presentation to the Board of Trustees of
The University of Tennessee**

June 2013



Program Overview

- UGRAD approved by Board of Trustees in June 2007; GRAD approved in October 2009
- Based on existing capacity in upper-level undergraduate and graduate courses; no new resources necessary
- Eligibility limited to seven counties in north Georgia and Alabama
- Participants pay in-state tuition plus 25% of out-of-state tuition

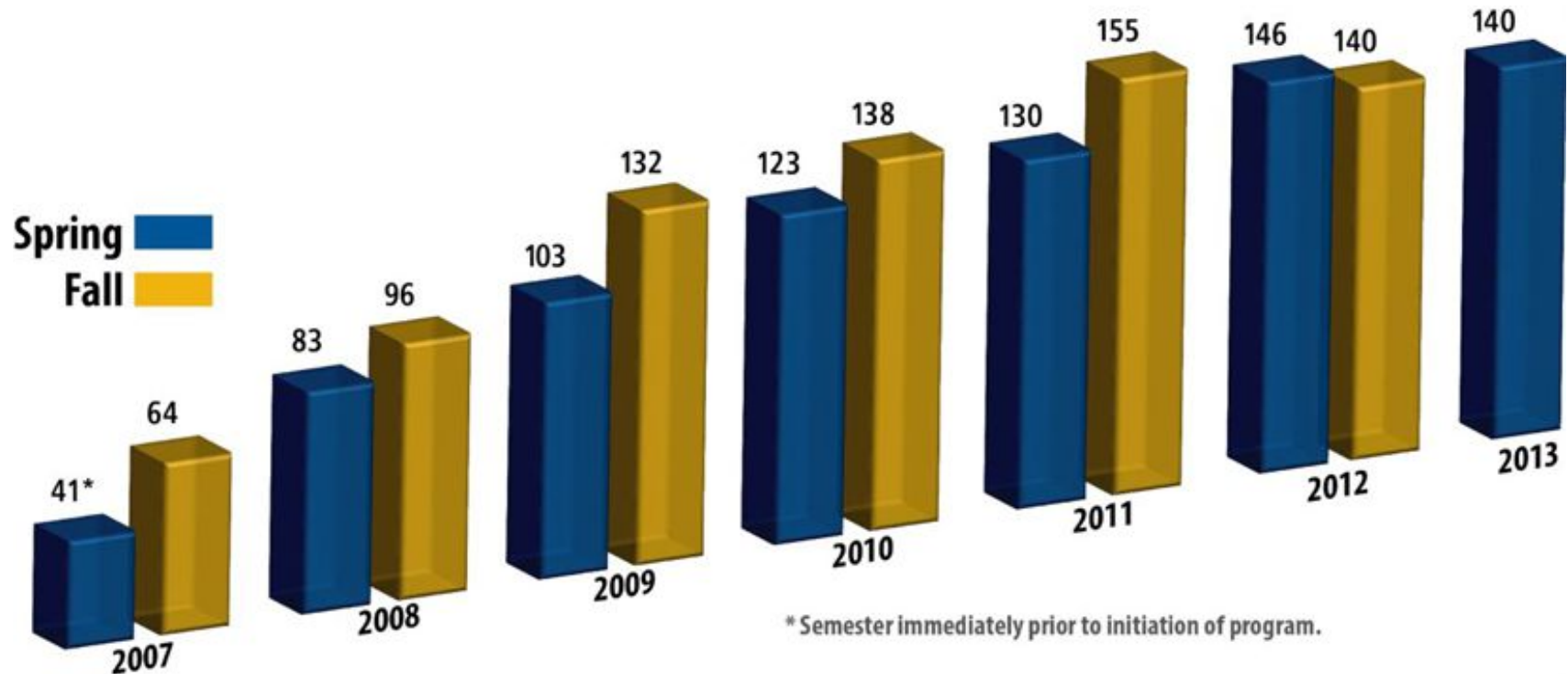
FUTURE

Undergraduate Demographic Information





Undergraduate Enrollment Trend



- Consistently earning revenue since fall 2008.
- Since inception, undergraduate program has earned \$1.8 million.



Undergraduate Enrollment and Revenue Analysis 2012-13

| FTE Student Enrollment | Actual Revenue | Target Revenue* (\$10,126 x 50 FTE) | Gain (Loss) |
|------------------------|----------------|--|------------------|
| 140.30 (F12) | \$653,097 | \$501,700 | \$151,397 |
| 139.90 (S13) | \$651,234 | \$501,700 | \$149,535 |
| | | Total | \$300,932 |

**Based on breakeven threshold from Spring 2008 at 50 FTE students.*



Popular Undergraduate Majors

Business*

Engineering*

Health and Human Performance

Nursing*

Education*

English

History

Psychology

Biology

Criminal Justice

*20 or more students

THE UNIVERSITY OF TENNESSEE
BOARD OF TRUSTEES

ACTION ITEM

DATE: June 19, 2013

COMMITTEE: Finance and Administration

CAMPUS/UNIT: UTC

ITEM: Extension of UTC Regional Tuition Rate Program for Graduate Students, FY 2013-14

RECOMMENDATION: Approval

PRESENTED BY: Richard Brown, Executive Vice President, UTC

At the October 2009 meeting, the Board of Trustees authorized UT Chattanooga to establish a one-year pilot program to evaluate a differential tuition rate for graduate students who meet current admissions standards and reside in seven counties contiguous to Tennessee (six Georgia and one Alabama). Participants receive a 75 percent reduction in out-of-state tuition. Extension of the pilot program was conditioned on further consideration by the Board. Each year since 2010, the Board of Trustees has approved a one-year extension of this program.

Analysis of enrollment and revenue for the 2012-13 year of the program is presented on the following pages. The administration requests authorization to extend the program for FY 2013-14.

MOTION:

That the UTC regional tuition rate program for graduate students residing in seven contiguous counties in Georgia and Alabama be extended for FY 2013-2014.



The University of Tennessee at Chattanooga Regional Tuition Rate Program

**A presentation to the Board of Trustees of
The University of Tennessee**

June 2013

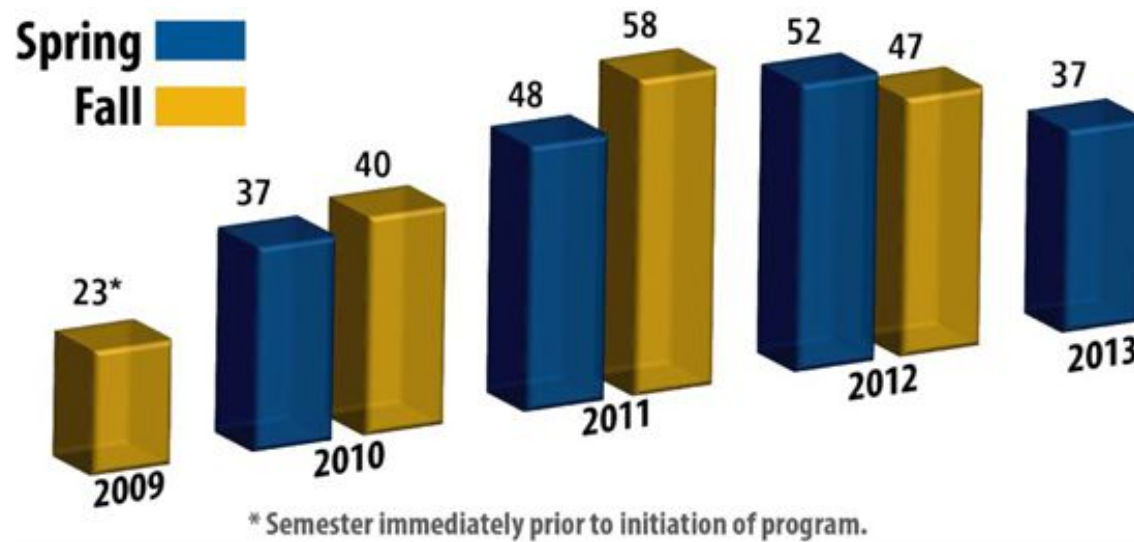


Program Overview

- UGRAD approved by Board of Trustees in June 2007; GRAD approved in October 2009
- Based on existing capacity in upper-level undergraduate and graduate courses; no new resources necessary
- Eligibility limited to seven counties in north Georgia and Alabama
- Participants pay in-state tuition plus 25% of out-of-state tuition



Graduate Enrollment Trend



Began earning revenue in second year.



Graduate Enrollment and Revenue Analysis 2011-12

| FTE Student Enrollment | Actual Revenue | Target Revenue* (\$10,663 x 22.8 FTE) | Gain (Loss) |
|------------------------|----------------|--|-------------------|
| 47.30 (F12) | \$247,095 | \$241,748 | \$5,347 |
| 36.67 (S13) | \$191,564 | \$241,748 | (\$50,184) |
| | | Total | (\$44,837) |

**Based on breakeven threshold from Fall 2009 of 22.8 FTE students.*



Graduate Popular Majors

Education

Nursing

Engineering

Psychology

Business



Fall 2013 Initiatives

- New customized Do It Yourself MBA programs in Communication, Engineering Management, Environmental Science, and Data Analytics
- Launching new Doctorate of Occupational Therapy program
- Expansion of classes at Volkswagen Academy

THE UNIVERSITY OF TENNESSEE
BOARD OF TRUSTEES

ACTION ITEM

DATE: June 19, 2013

COMMITTEE: Finance and Administration

ITEM: **FY 2014 Operating/Capital Plans for University Owned or Leased Residences for Senior Administrators**

RECOMMENDATION: Approval

PRESENTED BY: Charles M. Peccolo, Treasurer and Chief Financial Officer

The proposed FY 2014 operating and capital plans for the former President's Residence in Knoxville and the Chancellor's Residence in Chattanooga are attached.

University Fiscal Policy 630, Housing for Senior-Level Administrators, requires approval of the Board of Trustees before any renovation, major maintenance, or grounds project begins for University owned or leased housing and before any furnishings or fixtures are purchased for public areas.

The FY 2014 proposed plans include on-going operations and maintenance funds for the residence owned by the University in Knoxville and the leased residence in Chattanooga.

MOTION:

That the operating and capital plans for senior administrator residences be approved as presented in the meeting materials.

Chattanooga
University Housing for Senior-Level Administrators
 Personnel, Operating and Capital Maintenance Expenditures

| | FY 2012 ACTUAL | FY 2013 PROBABLE | FY 2014 PROPOSED |
|-------------------------------------|-------------------|---------------------|---------------------|
| FUNDING SOURCES | | | |
| General Funds | \$ 60,928 | \$ 92,266 | \$ 92,266 |
| Gift Funds | | | |
| Other - Capital Maintenance Approp. | | | |
| Total Funding Sources | <u>\$ 60,928</u> | <u>\$ 92,266</u> | <u>\$ 92,266</u> |
| EXPENDITURES | | | |
| Personnel | | | |
| Custodial, Building, and Grounds | \$ 29,502 | \$ 36,423 | \$ 36,423 |
| Total Personnel | <u>\$ 29,502</u> | <u>\$ 36,423</u> | <u>\$ 36,423</u> |
| Operating | | | |
| Utilities | \$ 9,313 | \$ 12,300 | \$ 12,300 |
| Communications | | 800 | 800 |
| Maintenance and Repairs | 9,050 | 26,000 | 26,000 |
| Supplies/Decorations | | 1,000 | 1,000 |
| Rentals/Lease | | 1 | 1 |
| Contractual and Special Services | | 450 | 450 |
| Taxes | 12,073 | 14,292 | 14,292 |
| Insurance | 990 | 1,000 | 1,000 |
| Total Operating | <u>\$ 31,426</u> | <u>\$ 55,843</u> | <u>\$ 55,843</u> |
| Total Personnel and Operating | <u>\$ 60,928</u> | <u>\$ 92,266</u> | <u>\$ 92,266</u> |
| Capital Improvements | | | |
| Replace Roof | | | |
| Central Air Conditioning | | | |
| Total Capital Improvements | <u>\$ -</u> | <u>\$ -</u> | <u>\$ -</u> |
| TOTAL EXPENDITURES | <u>\$ 60,928</u> | <u>\$ 92,266</u> | <u>\$ 92,266</u> |

Knoxville
University Housing for Senior-Level Administrators
 Personnel, Operating and Capital Maintenance Expenditures

| | FY 2012 ACTUAL | FY 2013 PROBABLE | FY 2014 PROPOSED |
|---|-------------------|---------------------|---------------------|
| FUNDING SOURCES | | | |
| General Funds | \$ 7,991 | \$ 25,000 | \$ 25,000 |
| Gift Funds | | | |
| Total Funding Sources | <u>\$ 7,991</u> | <u>\$ 25,000</u> | <u>\$ 25,000</u> |
| EXPENDITURES | | | |
| Personnel | | | |
| Custodial, Building, and Grounds Service Coordinator | | | |
| Fringe Benefits | | | |
| Total Personnel | <u>\$ -</u> | <u>\$ -</u> | <u>\$ -</u> |
| Operating | | | |
| Travel | | | |
| Utilities | \$ 6,749 | \$ 10,400 | \$ 10,400 |
| Communications | 342 | 600 | 600 |
| Maintenance and Repairs | | | |
| Supplies | | | |
| Rentals/Lease | | | |
| Contractual and Special Services | 900 | 1,000 | 1,000 |
| Total Operating | <u>\$ 7,991</u> | <u>\$ 12,000</u> | <u>\$ 12,000</u> |
| Capital Improvements | | | |
| Landscape Improvements | | | |
| Purchase Related Contract Services | | | |
| Maintenance & Repair * | | \$ 13,000 | \$ 13,000 |
| Equipment | | | |
| Renovations & Furnishings | | | |
| Total Capital Improvements | <u>\$ -</u> | <u>\$ 13,000</u> | <u>\$ 13,000</u> |
| Total Expenditures | <u>\$ 7,991</u> | <u>\$ 25,000</u> | <u>\$ 25,000</u> |

THE UNIVERSITY OF TENNESSEE
BOARD OF TRUSTEES

ACTION ITEM

DATE: June 19, 2013

COMMITTEE: Finance and Administration

CAMPUS/INSTITUTE: UT Health Science Center

ITEM: Acquisition of 785 Union Avenue

RECOMMENDATION: Approval

PRESENTED BY: Charles M. Peccolo, Treasurer and Chief Financial Officer

The University of Tennessee Health Science Center, seeks approval to acquire property which contains a total gross land area of approximately 2.45+/- acres and building improvements located at 785 Union Avenue in Memphis, Tennessee (see following map).

The property is located on the western outside edge of campus. It is improved with a commercial retail building that contains approximately 27,300+/- square feet. The retail building was constructed in approximately 1999. The urban location of the campus restricts available land for future development and expansion opportunities. This property is adjacent to the core of campus and is being acquired for the control and future use of the land base as anticipated in the UTHSC Master Plan currently in progress.

The University administration requests approval to acquire the property located at 785 Union Avenue in Memphis, Tennessee, at a purchase price equal to or less than the appraised value. Additionally, the University seeks authorization to revise the Health Science Center's Master Plan to include this property. Upon approval by the Board of Trustees, the University will seek all necessary State government approvals.

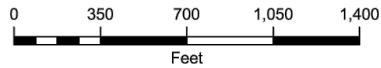
MOTION:

That acquisition of 785 Union Avenue in Memphis, Tennessee, be approved at a purchase price equal to or less than the appraised value; and that the Health Science Center's Master Plan be revised to include this property.

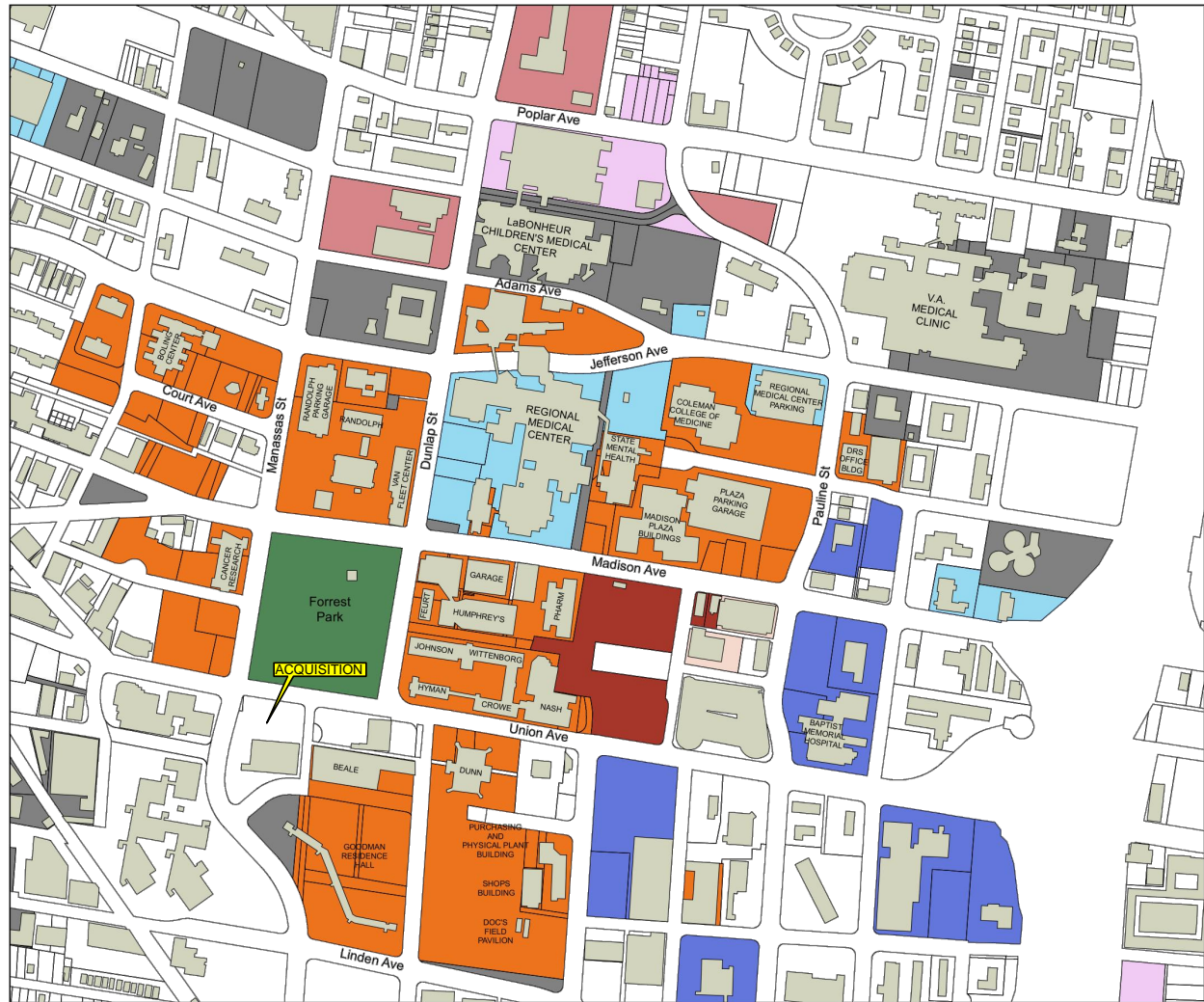
The UT Memphis Health Science Center



- Baptist Hospital
- State/University Owned
- Forrest Park
- City of Memphis
- LeBonheur
- Memphis Bioworks
- Shelby County
- Methodist Healthcare
- Memphis Biotech Foundation



Disclaimers:
 - Parcel geometry current 1/1/2012
 - Ownership data current 4/1/2012
 - Data provided by Shelby County ReGIS



THE UNIVERSITY OF TENNESSEE
BOARD OF TRUSTEES

ACTION ITEM

DATE: June 19, 2013

COMMITTEE: Finance and Administration

CAMPUS/INSTITUTE: UT Health Science Center

ITEM: Acquisition of 955 Madison Avenue

RECOMMENDATION: Approval

PRESENTED BY: Charles M. Peccolo, Treasurer and Chief Financial Officer

The University of Tennessee Health Science Center seeks approval to acquire property which contains a total gross land area of approximately 0.18+/- acres and building improvements located at 955 Madison Avenue in Memphis, Tennessee (see following map).

The property is located on the eastern outside edge of campus. It is improved with a medical office building that contains approximately 5,300+/- square feet. The medical office building was constructed in approximately 1951. The urban location of the campus restricts available land for future development and expansion opportunities. The property is adjacent to the core of the campus and is being acquired for the control and future use of the land base as anticipated in the Health Master Plan currently in progress.

The University administration requests approval to acquire the property located at 955 Madison Avenue in Memphis, Tennessee, at a purchase price that is equal to or less than the appraised value. Additionally, the University seeks authorization to revise the Health Science Center's Master Plan to include this property. Upon approval by the Board of Trustees, the University will seek all necessary State government approvals.

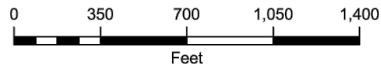
MOTION:

That acquisition of 955 Madison Avenue in Memphis, Tennessee, be approved at a purchase price equal to or less than the appraised value; and that the Health Science Center's Master Plan be revised to include this property.

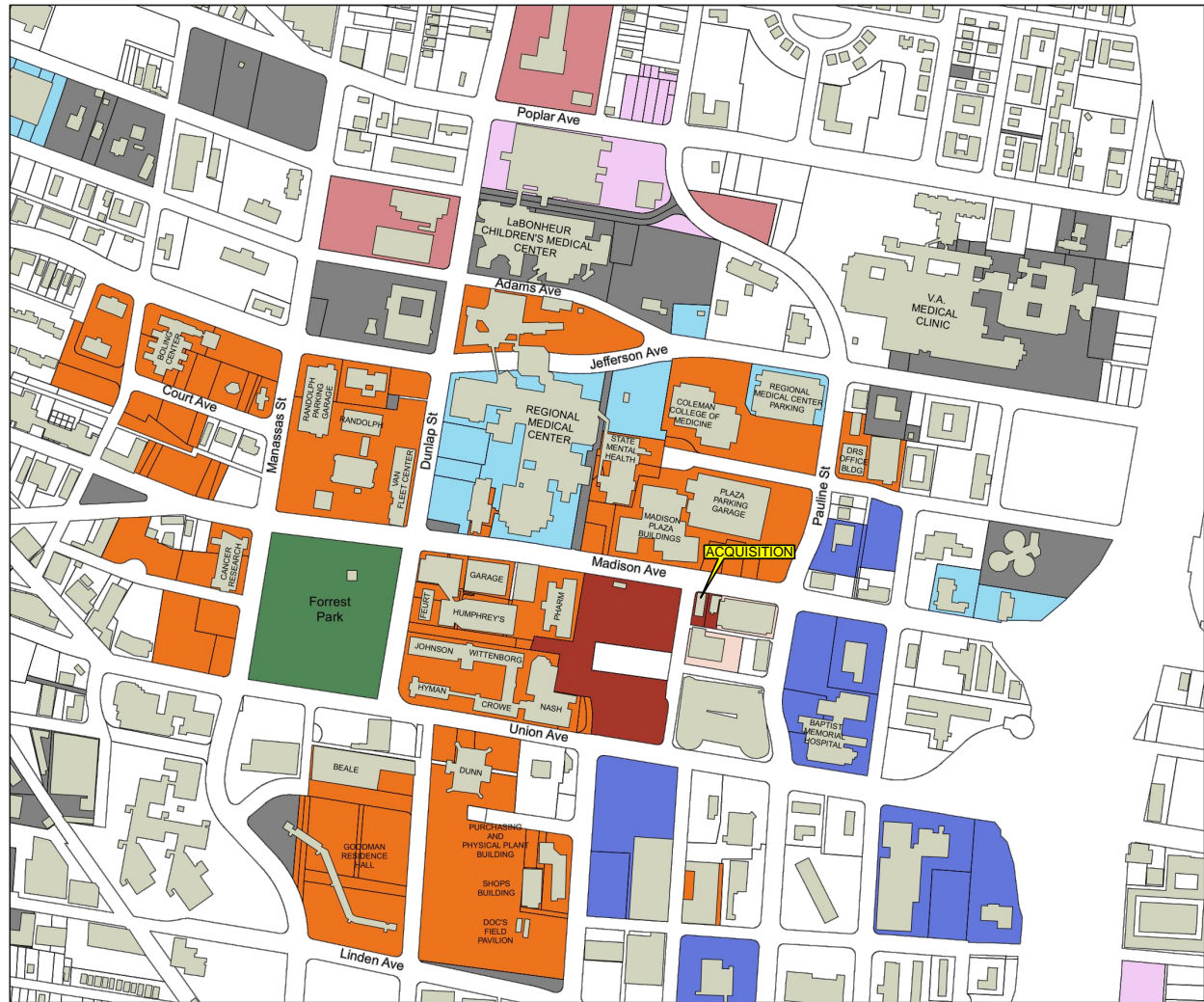
The UT Memphis Health Science Center



- Baptist Hospital
- State/University Owned
- Forrest Park
- City of Memphis
- LeBonheur
- Memphis Bioworks
- Shelby County
- Methodist Healthcare
- Memphis Biotech Foundation



Disclaimers:
 - Parcel geometry current 1/1/2012
 - Ownership data current 4/1/2012
 - Data provided by Shelby County ReGIS



THE UNIVERSITY OF TENNESSEE
BOARD OF TRUSTEES

ACTION ITEM

DATE: June 19, 2013

COMMITTEE: Finance and Administration

CAMPUS/INSTITUTE: UT Health Science Center

ITEM: Acquisition of 959 Madison Avenue

RECOMMENDATION: Approval

PRESENTED BY: Charles M. Peccolo, Treasurer and Chief Financial Officer

The University of Tennessee Health Science Center seeks approval to acquire property which contains a total gross land area of approximately 0.15+/- acres and building improvements located at 959 Madison Avenue in Memphis, Tennessee (see following map).

The property is located on the eastern outside edge of campus. It is improved with a medical office building that contains approximately 2,400+/- square feet. The medical office building was constructed in approximately 1950. The urban location of the campus restricts available land for future development and expansion opportunities. The property is adjacent to the core of campus and is being acquired for the control and future use of the land base as anticipated in the UTHSC Master Plan currently in progress.

The University administration requests approval to acquire the property located at 959 Madison Avenue in Memphis, Tennessee, at a purchase price equal to or less than the appraised value. Additionally, the University seeks authorization to revise the Health Science Center's Master Plan to include this property. Upon approval by the Board of Trustees, the University will seek all necessary State government approvals.

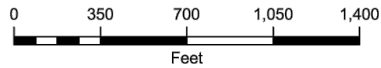
MOTION:

That acquisition of 959 Madison Avenue in Memphis, Tennessee, be approved at a purchase price equal to or less than the appraised value; and that the Health Science Center's Master Plan be revised to include this property.

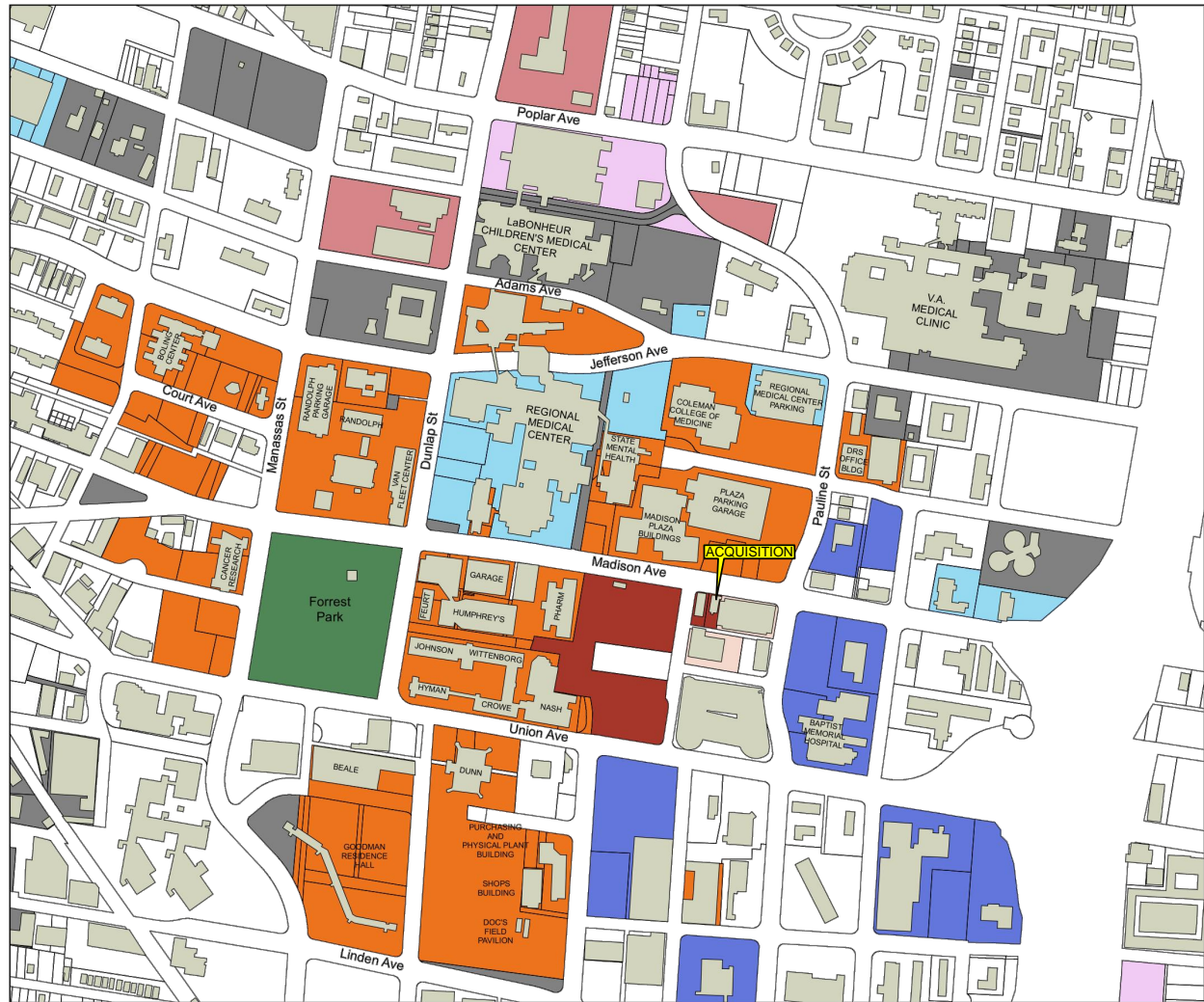
The UT Memphis Health Science Center



- Baptist Hospital
- State/University Owned
- Forrest Park
- City of Memphis
- LeBonheur
- Memphis Bioworks
- Shelby County
- Methodist Healthcare
- Memphis Biotech Foundation



Disclaimers:
 - Parcel geometry current 1/1/2012
 - Ownership data current 4/1/2012
 - Data provided by Shelby County ReGIS



THE UNIVERSITY OF TENNESSEE
BOARD OF TRUSTEES

ACTION ITEM

DATE: June 19, 2013

COMMITTEE: Finance and Administration

CAMPUS/INSTITUTE: UT Health Science Center

ITEM: Acquisition of 969 Madison Avenue

RECOMMENDATION: Approval

PRESENTED BY: Charles M. Peccolo, Treasurer and Chief Financial Officer

The University of Tennessee Health Science Center seeks approval to acquire property which contains a total gross land area of approximately 0.75+/- acres and building improvements located at 969 Madison Avenue in Memphis, Tennessee (see following map).

The property is located on the eastern outside edge of campus. It is improved with a 12-story building containing approximately 402,500+/- square feet over a 7-story parking deck/garage. The building was constructed in approximately 1968. The property is adjacent to the core of campus and is being acquired for the control and future use of the land base as anticipated in the UTHSC Master Plan currently in progress.

The University administration requests approval to acquire the property located at 969 Madison Avenue in Memphis, Tennessee, at a purchase price equal to or less than the appraised value. Additionally, the University seeks authorization to revise the Health Science Center's Master Plan to include this property. Upon by the Board of Trustees, the University will seek all necessary State government approvals.

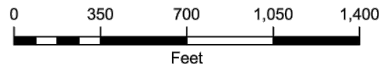
MOTION:

That acquisition of 969 Madison Avenue in Memphis, Tennessee, be approved at a purchase price equal to or less than the appraised value; and that the Health Science Center's Master Plan be revised to include this property.

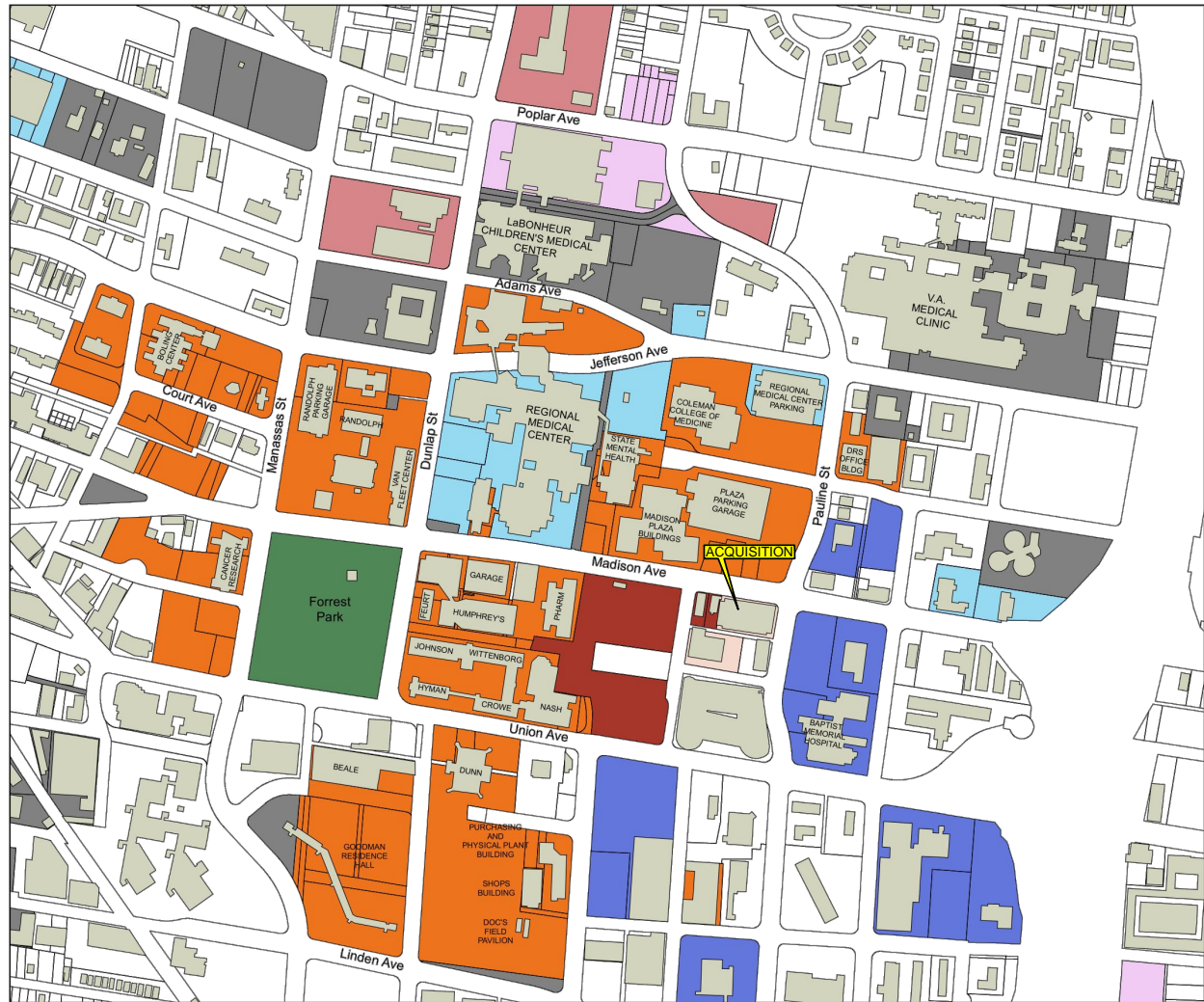
The UT Memphis Health Science Center



- Baptist Hospital
- State/University Owned
- Forrest Park
- City of Memphis
- LeBonheur
- Memphis Bioworks
- Shelby County
- Methodist Healthcare
- Memphis Biotech Foundation



Disclaimers:
 - Parcel geometry current 1/1/2012
 - Ownership data current 4/1/2012
 - Data provided by Shelby County ReGIS



THE UNIVERSITY OF TENNESSEE
BOARD OF TRUSTEES

ACTION ITEM

DATE: June 19, 2013

COMMITTEE: Finance and Administration

CAMPUS/INSTITUTE: UT Health Science Center

ITEM: **Acquisition of 23 North Pauline Street**

RECOMMENDATION: Approval

PRESENTED BY: Charles M. Peccolo, Treasurer and Chief Financial Officer

The University of Tennessee Health Science Center seeks approval to acquire property which contains a total gross land area of approximately 0.42+/- acres and building improvements located at 23 North Pauline Street in Memphis, Tennessee (see following map).

The property is located on the eastern outside edge of the campus. It is improved with an 8-story apartment building that contains approximately 66,400+/- square feet. The apartment building was constructed in approximately 1947. The urban location of the campus restricts available land for future development and expansion opportunities. The property is adjacent to the core of campus and is being acquired for the control and future use of the land base as anticipated in the UTHSC Master Plan currently in progress.

The University administration requests approval to acquire the property located at 23 North Pauline Street in Memphis, Tennessee, at a purchase price equal to or less than the appraised value. Additionally, the University seeks authorization to revise the Health Science Center's Master Plan to include this property. Upon approval by the Board of Trustees, the University will seek all necessary State government approvals.

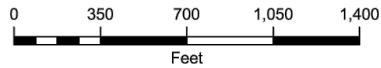
MOTION:

That acquisition of 23 North Pauline Street in Memphis, Tennessee, be approved at a purchase price equal to or less than the appraised value; and that the Health Science Center's Master Plan be revised to include this property.

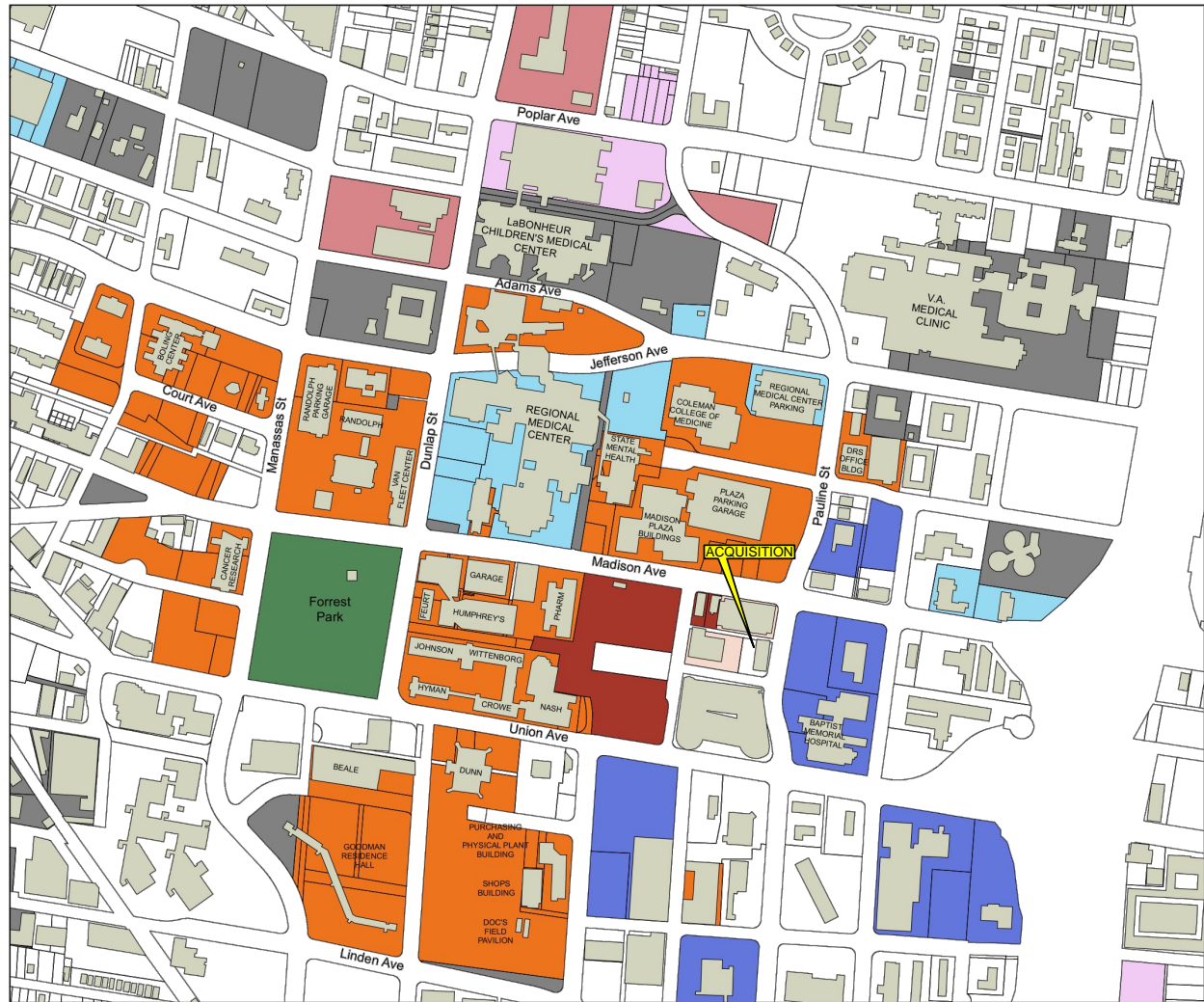
The UT Memphis Health Science Center



- Baptist Hospital
- State/University Owned
- Forrest Park
- City of Memphis
- LeBonheur
- Memphis Bioworks
- Shelby County
- Methodist Healthcare
- Memphis Biotech Foundation



Disclaimers:
 - Parcel geometry current 1/1/2012
 - Ownership data current 4/1/2012
 - Data provided by Shelby County ReGIS



THE UNIVERSITY OF TENNESSEE
BOARD OF TRUSTEES

ACTION ITEM

DATE: June 19, 2013

COMMITTEE: Finance and Administration

CAMPUS/INSTITUTE: UT Health Science Center

ITEM: **Acquisition of 38 North Pauline Street**

RECOMMENDATION: Approval

PRESENTED BY: Charles M. Peccolo, Treasurer and Chief Financial Officer

The University of Tennessee Health Science Center seeks approval to acquire property which contains a total gross land area of approximately 0.21+/- acres and building improvements located at 38 North Pauline Street in Memphis, Tennessee (see following map).

The property is located on the eastern outside edge of campus. It is improved with a medical office building that contains approximately 2,000+/- square feet. The medical office building was constructed in approximately 1962. The urban location of the campus restricts available land for future development and expansion opportunities. The property is adjacent to the core of campus and is proposed to be used as a campus daycare facility along with 40 North Pauline Street.

The University administration requests approval to acquire the property located at 38 North Pauline Street in Memphis, Tennessee, at a purchase price equal to or less than the appraised value. Additionally, the University seeks authorization to revise the Health Science Center's Master Plan to include this property. Upon approval by the Board of Trustees, the University will seek all necessary State government approvals.

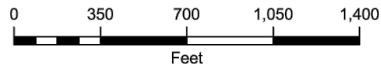
MOTION:

That acquisition of 38 North Pauline Street in Memphis, Tennessee, be approved at a purchase price equal to or less than the appraised value; and that the Health Science Center's Master Plan be revised to include this property.

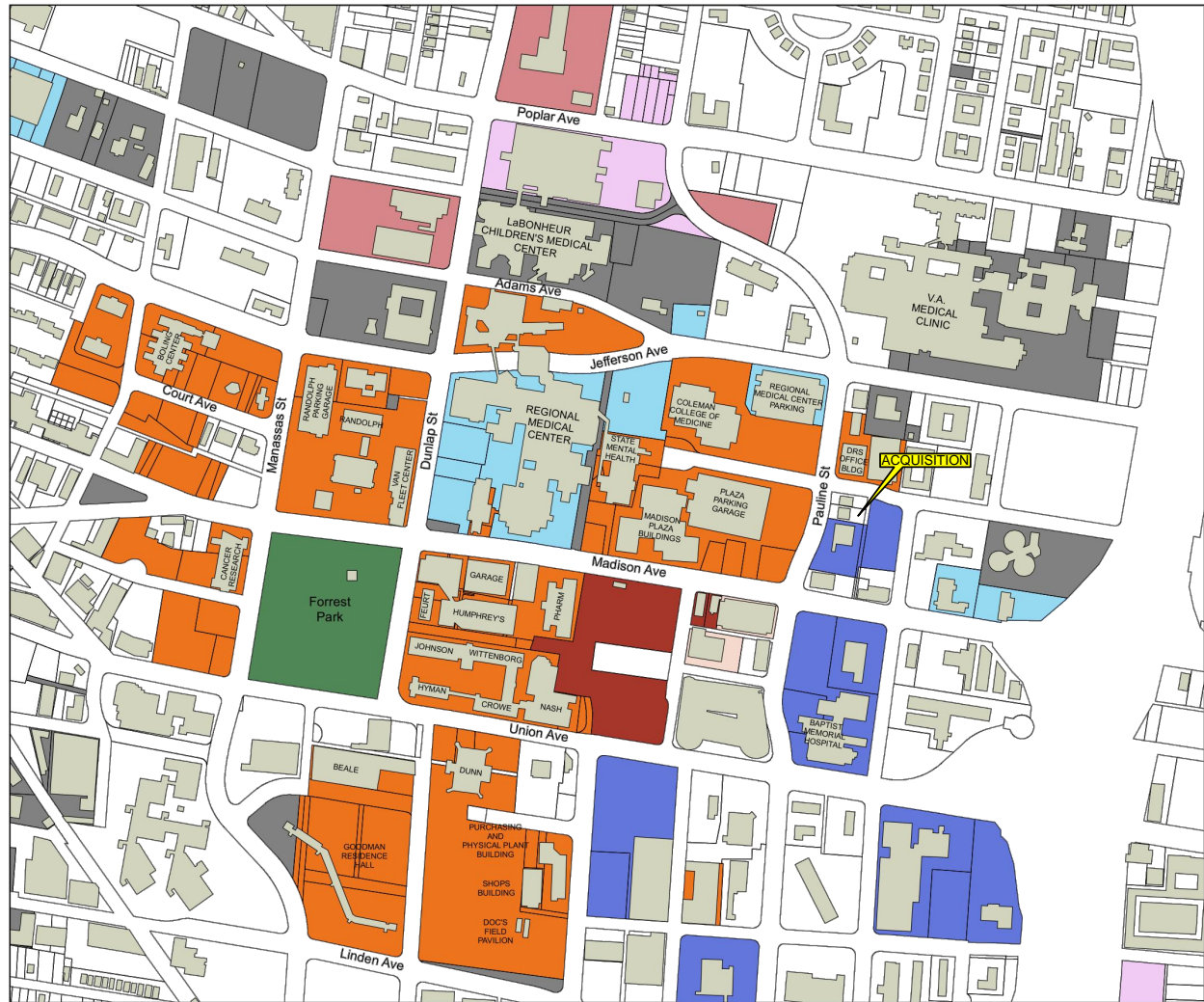
The UT Memphis Health Science Center



- Baptist Hospital
- State/University Owned
- Forrest Park
- City of Memphis
- LeBonheur
- Memphis Bioworks
- Shelby County
- Methodist Healthcare
- Memphis Biotech Foundation



Disclaimers:
 - Parcel geometry current 1/1/2012
 - Ownership data current 4/1/2012
 - Data provided by Shelby County ReGIS



THE UNIVERSITY OF TENNESSEE
BOARD OF TRUSTEES

ACTION ITEM

DATE: June 19, 2013

COMMITTEE: Finance and Administration

CAMPUS/INSTITUTE: UT Health Science Center

ITEM: **Acquisition of 40 North Pauline Street**

RECOMMENDATION: Approval

PRESENTED BY: Charles M. Peccolo, Treasurer and Chief Financial Officer

The University of Tennessee Health Science Center, seeks approval to acquire property which contains a total gross land area of approximately 0.17+/- acres and building improvements located at 40 North Pauline Street in Memphis, Tennessee (see following map).

The property is located on the eastern outside edge of campus. It is improved with a mixed use office building that contains approximately 2,300+/- square feet. The office building was constructed in approximately 1963. The urban location of the campus restricts available land for future development and expansion opportunities. This property is adjacent to the core of campus and is proposed to be used as a campus daycare facility along with 38 North Pauline Street.

The University administration requests approval to acquire the property located at 40 North Pauline Street in Memphis, Tennessee, at a purchase price equal to or less than the appraised value. Additionally, the University seeks authorization to revise the Health Science Center's Master Plan to include this property. Upon approval by the Board of Trustees, the University will seek all necessary State government approvals.

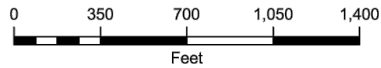
MOTION:

That acquisition of 40 North Pauline Street in Memphis, Tennessee, be approved at a purchase price equal to or less than the appraised value; and that the Health Science Center's Master Plan be revised to include this property.

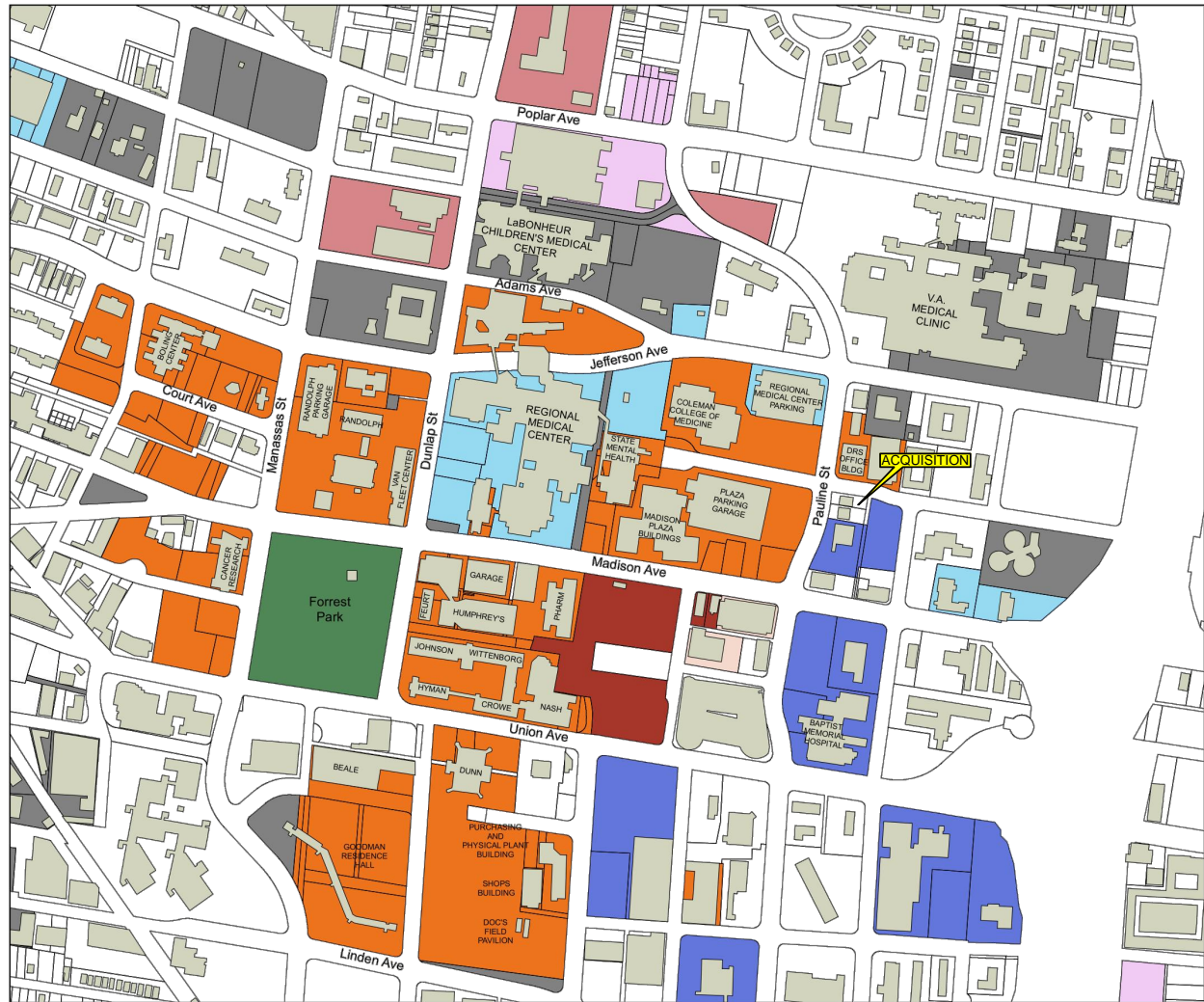
The UT Memphis Health Science Center



- Baptist Hospital
- State/University Owned
- Forrest Park
- City of Memphis
- LeBonheur
- Memphis Bioworks
- Shelby County
- Methodist Healthcare
- Memphis Biotech Foundation



Disclaimers:
 - Parcel geometry current 1/1/2012
 - Ownership data current 4/1/2012
 - Data provided by Shelby County ReGIS



THE UNIVERSITY OF TENNESSEE
BOARD OF TRUSTEES

ACTION ITEM

DATE: June 19, 2013

COMMITTEE: Finance and Administration

CAMPUS/INSTITUTE: UT Health Science Center

ITEM: Acquisition of 255 South Pauline Street

RECOMMENDATION: Approval

PRESENTED BY: Charles M. Peccolo, Treasurer and Chief Financial Officer

The University of Tennessee Health Science Center seeks approval to acquire property which contains a total gross land area of approximately 2.95+/- acres and building improvements located at 255 South Pauline Street in Memphis, Tennessee (see following map).

The property is located on the southern outside edge of campus. It is improved with a medical building that contains approximately 21,800+/- square feet. The medical building was constructed in approximately 1996. The urban location of the campus restricts available land for future development and expansion opportunities. UTHSC anticipates using the property and building improvements as a dialysis clinic.

The University administration requests approval to acquire the property located at 255 South Pauline Street in Memphis, Tennessee at a purchase price equal to or less than the appraised value. Additionally, the University seeks authorization to revise the Health Science Center's Master Plan to include this property. Upon approval by the Board of Trustees, the University will seek all necessary State government approvals.

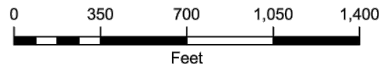
MOTION:

That acquisition of the property located at 255 South Pauline Street in Memphis, Tennessee, be approved at a purchase price equal to or less than the appraised value; and that the Health Science Center's Master Plan be revised to include this property.

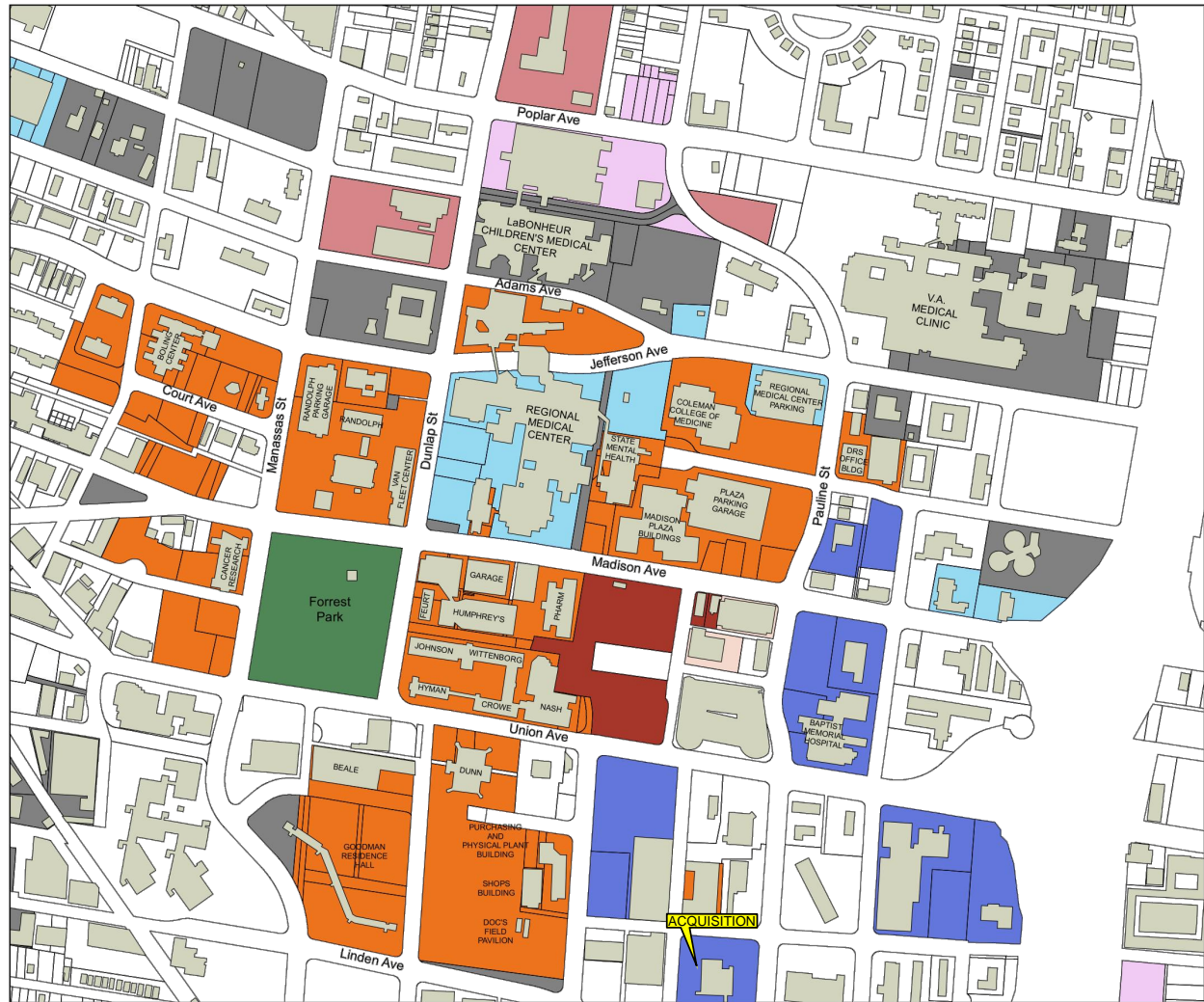
The UT Memphis Health Science Center



- Baptist Hospital
- State/University Owned
- Forrest Park
- City of Memphis
- LeBonheur
- Memphis Bioworks
- Shelby County
- Methodist Healthcare
- Memphis Biotech Foundation



Disclaimers:
 - Parcel geometry current 1/1/2012
 - Ownership data current 4/1/2012
 - Data provided by Shelby County ReGIS



THE UNIVERSITY OF TENNESSEE
BOARD OF TRUSTEES

ACTION ITEM

DATE: June 19, 2013

COMMITTEE: Finance and Administration

CAMPUS/INSTITUTE: UT Institute of Agriculture

ITEM: Acquisition of Morgan County Property by Gift

RECOMMENDATION: Approval

PRESENTED BY: Charles M. Peccolo, Treasurer and Chief Financial Officer

The University of Tennessee Institute of Agriculture proposes to accept approximately 10.0 +/- acres of gift property in Morgan County, Tennessee. The property is adjacent to the UT Forest Resources & Education Center's (ETREC) Cumberland Forest property.

Acceptance of the gift will benefit ETREC by providing a third point of entrance for vehicles to the Wilson Mountain Tract. There is also a substantial research value associated with the parcel.

Upon approval by the Board of Trustees, the University administration will seek all necessary State government approvals.

MOTION:

That acquisition by gift of a tract of approximately 10 acres in Morgan County, Tennessee, be approved.

THE UNIVERSITY OF TENNESSEE
BOARD OF TRUSTEES

ACTION ITEM

DATE: June 19, 2013

COMMITTEE: Finance and Administration

CAMPUS/INSTITUTE: UT Knoxville

ITEM: Acquisition of Street Right-of-Way Interests from City of Knoxville

RECOMMENDATION: Approval

PRESENTED BY: Charles M. Peccolo, Treasurer and Chief Financial Officer

The University of Tennessee, Knoxville proposes to acquire right-of-way interests of the following streets from the City of Knoxville (see following map):

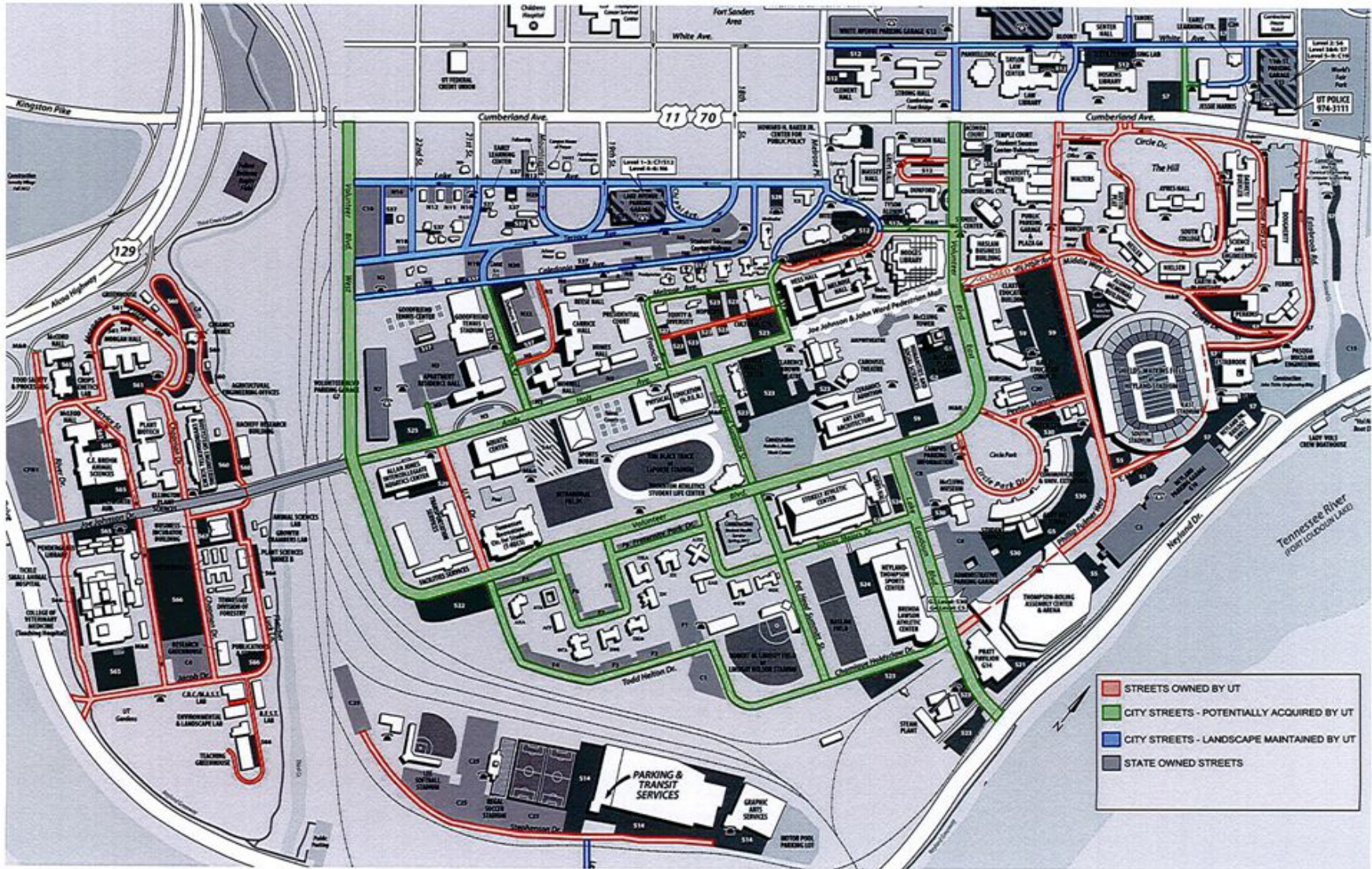
Volunteer Boulevard; 20th Street; 22nd Street; Francis Street;
Melrose Avenue and Place; Andy Holt Avenue; Fraternity Park Drive;
Todd Helton Drive; Chamique Holdsclaw Drive; Pat Head Summitt Street;
Johnny Majors Drive; Lake Loudoun Boulevard.

The proposed right-of-way acquisitions will assist the campus in planning for the future in regard to expansion and implementation of the overall UTK Master Plan. The acquisitions should enhance the overall safety for special events in terms of planning and police jurisdiction. Lane closures for construction or special events would not require securing city approval. The University would gain control of street parking, monitor its use, and better utilize street parking during special events. The University would also be able to react in a timelier manner concerning sidewalk complaints, safety issues, and addressing requests for pedestrian crossings.

MOTION:

That the proposed acquisition of street right-of-way interests from the City of Knoxville be approved.

19.10



THE UNIVERSITY OF TENNESSEE
BOARD OF TRUSTEES

ACTION ITEM

DATE: June 19, 2013

COMMITTEE: Finance and Administration

CAMPUS/INSTITUTE: UT System Administration and UT Knoxville

ITEM: **Acquisition of 1525 and 1610 University Avenue**

RECOMMENDATION: Approval

PRESENTED BY: Charles M. Peccolo, Treasurer and Chief Financial Officer

The University of Tennessee seeks approval to acquire the following properties:

1525 University Avenue, Knoxville, Tennessee – approximately 0.52+/- acres with a 15,800 +/- square feet office building; and

1610 University Avenue, Knoxville, Tennessee – approximately 2.26+/- acres with a 29,000 +/- square feet office building

The buildings are located just north of UT Knoxville’s main campus (see the following map).

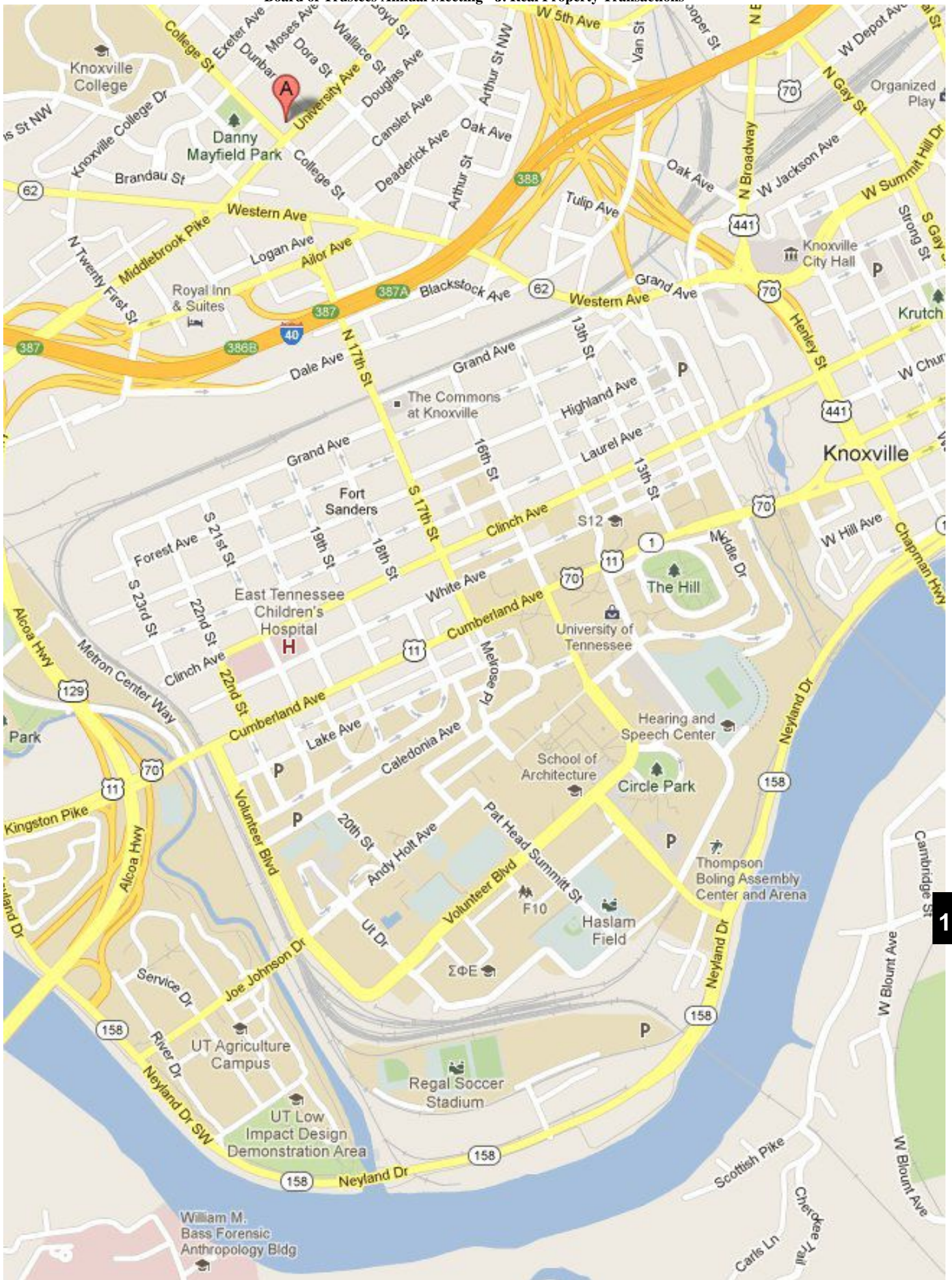
The University proposes to use the buildings for administrative and office space. Both have two stories and were originally designed for office use and have open floor plans with offices on the perimeter.

The University administration requests approval to acquire the properties located at 1525 and 1610 University Avenue, Knoxville, Tennessee at a purchase price equal to or less than the appraised value. Upon approval by the Board, the University will seek all necessary State government approvals.

MOTION:

That acquisition of the properties located at 1525 and 1610 University Avenue in Knoxville, Tennessee, be approved at a purchase price equal to or less than the appraised value, provided that this approval is subject to the Executive and Compensation Committee’s review and approval of the administration’s proposed uses for the properties.

19.11



19.11

THE UNIVERSITY OF TENNESSEE
BOARD OF TRUSTEES

ACTION ITEM

DATE: June 19, 2013

COMMITTEE: Finance and Administration

ITEM: Annual Report of Sales of Real Property Acquired by Gift

RECOMMENDATION: Approval

PRESENTED BY: Charles M. Peccolo, Treasurer and Chief Financial Officer

The Bylaws require an annual report of all sales of real property acquired by gift.
The report for 2012-13 follows.

MOTION:

That the 2012-13 Annual Report of Sales of Real Property Acquired by Gift be approved.

Board of Trustees Annual Meeting - K. Annual Report of Sales of Real Property Acquired by Gift

| Annual Report of Sales of Real Property Acquired by Gift | | | |
|---|------------------------------------|--------------------|----------------------------|
| Sales Activity FY 2012-2013 | | | |
| DONOR | PROPERTY ADDRESS | AMOUNT | USE OF PROCEEDS |
| Ronald & Angela Domer Trust | 726 Harbor Way Knoxville, TN 37934 | \$6,450 | UTK College of Engineering |
| Ethel Burchfiel Cooper Estate | 7201 Pacific Blvd, Walnut Park, CA | \$1,760,000 | UTIA |
| | TOTAL | \$1,766,450 | |

THE UNIVERSITY OF TENNESSEE
BOARD OF TRUSTEES

ACTION ITEM

DATE: June 19, 2013

COMMITTEE: Finance and Administration

ITEM: **President Emeritus Agreement with Dr. Joseph E. Johnson**

RECOMMENDATION: Approval

PRESENTED BY: Joseph A. DiPietro, President

Public Chapter 840 of the Tennessee Public Acts of 2000 authorizes higher education institutions to enter into one-year agreements with former presidents for services. The agreement may be renewed from year to year if the governing board is satisfied with the performance of services.

A proposed agreement with Dr. Joseph E. Johnson for the coming year appears on the following pages. The salary rate for Dr. Johnson remains the same as the past fiscal year, and all other terms and conditions are unchanged. Following the proposed agreement is Dr. Johnson's report of services during the past fiscal year.

MOTION:

That the President Emeritus Agreement with Dr. Joseph E. Johnson for FY 2014 be approved.

AGREEMENT FOR PRESIDENT EMERITUS SERVICES

THIS AGREEMENT, entered into this 20st day of June 2013, by and between THE UNIVERSITY OF TENNESSEE, a public educational corporation of the State of Tennessee (University), by and through its Board of Trustees (Board) and DR. JOSEPH E. JOHNSON (Dr. Johnson).

WITNESSETH:

In consideration of the covenants and agreements herein contained, the University and Dr. Johnson agree as follows:

A. Dr. Johnson will serve as President Emeritus of The University of Tennessee with the following duties as specifically assigned from time to time by the President or with his approval:

1. Serving as the President's designee on various committees;
2. Representing the University at presidential inaugurations for other universities and similar academic ceremonies;
3. Assisting the Office of Development and Alumni Affairs in various fund-raising and alumni activities, including attendance at meetings of the Development Council and the National Alumni Association;
4. Representing the University on various boards and commissions promoting community and state development.
5. Teaching courses in leadership, public administration, or higher education.
6. Serving as the President's representative at any official function or meeting, at the discretion of the President.

Dr. Johnson will be responsible to the President for all services performed under this Agreement.

B. For the performance of his duties as President Emeritus, Dr. Johnson will receive the following compensation:

1. Annual salary of \$65,790.00, payable in twelve equal monthly installments;
2. A non-accountable expense allowance of \$6,000.00; and
3. Eight season tickets for football, 4 for women's basketball, and 4 for men's basketball (at Knoxville).

C. The University will reimburse Dr. Johnson for travel and entertainment expenses incurred in performing his duties as President Emeritus, in accordance with University regulations. Under University travel regulations, Dr. Johnson may retain an honorarium only if the University does not pay related travel expenses. If the University pays related travel expenses, Dr. Johnson must remit the honorarium in full to the University.

D. The University will provide Dr. Johnson with an office, a secretary, and an operating budget of \$31,950.00.

E. Dr. Johnson's service as President Emeritus is a part-time appointment for 120 days (or 960 hours) during the term of this Agreement. In accordance with applicable provisions of the state retirement code, Dr. Johnson's service as President Emeritus shall not exceed 120 days (or 960 hours) during the term of the Agreement, and he shall not accrue any additional retirement credit as a result of his service as President Emeritus.

F. This Agreement shall be effective as of July 1, 2013, and shall continue at the will and pleasure of the Board for a maximum term of one year (through June 30, 2014). In

its discretion, the Board may enter into subsequent agreements for Dr. Johnson's service as President Emeritus, provided that the term of each subsequent agreement shall not exceed one year.

- G. The following general terms and conditions shall apply to this Agreement:
1. This Agreement contains the complete agreement between the parties concerning Dr. Johnson's appointment as President Emeritus. Neither party has made any representation with respect to the subject matter of this Agreement not specifically included in this Agreement, nor has either party relied on any such representation in entering into this Agreement.
 2. This Agreement may only be modified by a writing signed by both parties.
 3. The invalidity of any portion of this Agreement shall not and shall not be deemed to affect the validity of any other provision. In the event any provision of this Agreement is held to be invalid, the parties agree that the remaining provisions shall be deemed to be in full force and effect as if they had been executed by both parties subsequent to the expungement of the invalid provision.
 4. This Agreement shall be interpreted in accordance with Tennessee law.
 5. The failure of either party to this Agreement to insist upon the performance of any of the terms and conditions of this Agreement, or the waiver of any breach of any of the terms and conditions of this Agreement, shall not be construed as subsequently waiving any such terms and conditions, but the same shall continue and remain in full force and effect as if no forbearance or waiver had occurred.

[Signatures Follow]

IN WITNESS WHEREOF, the parties hereto have executed this Agreement by affixing their individual signature or the signature of an authorized official.

THE UNIVERSITY OF TENNESSEE

JOSEPH E. JOHNSON

Vice Chair of the Board of Trustees

Joseph E. Johnson

In accord with the formal agreement between the University of Tennessee and me, I spent time during 2012 – 2013 on the following activities related to the University of Tennessee:

1. I am a member of the Board of Directors of the University of Tennessee Medical Center (University Health System) as a representative of the University of Tennessee. I also chair the Board of Visitors for the Knoxville-based UT Graduate School of Medicine.
2. I am active with the alumni boards of the College of Pharmacy, College of Dentistry, and College of Medicine and with the Golden Grad events for these colleges. Such involvement allows me to assist with fundraising, alumni relations, and donor and donor prospect interactions.
3. I serve on the Campaign Steering Committee for a \$15,000,000 Campaign for Tennessee goal for the College of Dentistry for the renovation and re-equipping of the Dunn Dental Building. I recruited Governor Winfield Dunn as Honorary Chairman. I continue to assist with fundraising for the College of Dentistry. The \$15,000,000 goal has been exceeded and was being raised to \$20,000,000.
4. I respond regularly to requests for information and advice from UT alumni friends and donors relating to a variety of topics and refer these folks to proper UT officials and offices or secure advice to pass along to people seeking such advice.
5. I participate in meetings of the UT Development Council and UT Alumni Board of Governors and its Executive Committee and its annual Leadership Conference. I also take part in the Alumni Association's Summer College and the Knoxville campus Golden Grad weekend.
6. I am a member of the volunteer advisory boards of the UT College of Architecture and Design, the College of Business Administration, and the College of Arts and Sciences. I assist these colleges in private fundraising calls and interact with volunteer leaders and donors. I serve on the Educators Hall of Honor Committee for the UT College of Education, Health, and Human Sciences and the Advisory Board for the UT National Defense Business Institute.
7. During the UT Knoxville football season, Pat and I host UT volunteer leaders, donors, and prospective donors in the sky box assigned to us on the east side of Neyland Stadium. I also interact with other UT donors and friends in the other 71 east side sky boxes.
8. I assist UT professors of higher ed leadership in some of the graduate courses they teach.

9. Each year I go to UT Martin to participate in the meetings of the UT Martin Development Committee and of the UT Martin Alumni Council. Pat and I also attend the UT Martin homecoming weekend. And, I assist UT Martin development staff members with some gift calls on selected individuals.
10. I served as a member of the Board of Directors of the Tennessee 4-H Foundation that actively supports UT 4-H programs. I attend the 4-H Congress in Nashville and participate in activities of the UT Ag Institute Development Committee. Incidentally, I am a judge for the 4-H Cornbread Cook-Off at the South Pittsburg National Cornbread Festival.
11. When requested, I provide information on a variety of questions, topics, concerns, and opportunities involving the University of Tennessee. I am regularly asked questions about issues affecting UT about which I have historical knowledge. At their request, I meet on occasion with UT officials.
12. I serve on the UT Alumni Association's Legislative Council.
13. When requested, I make or assist with fundraising calls for the University of Tennessee. I maintain contacts with current and future UT donors including Gail Latimer, Charles Wharton, Kelly and Beverly Milam, Jerry Kennedy, Dr. and Mrs. Bob Higgs, Dr. Bill Powell, Dr. David Harris, Guilford Glazer, Dr. Phil Wenk, Dr. Lew Dougherty, Home Federal Bank leaders, and Delta Dental Tennessee leaders among others.
14. I regularly take UT students, children of UT donors, friends, and volunteers to lunch or dinner. And, Pat and I host alumni leaders and donors when they are in Knoxville for UT events and activities.
15. As President Emeritus, I am asked to speak to a variety of groups on occasion. I spoke at the 2012 spring commencement for the UT College of Education, Health, and Human Sciences, a UT College of Education, Health, and Human Sciences Leadership Development Academy, the UT Medical Center Leadership Team, the unified staff meeting of UTK alumni and development professionals, the UTK Student Alumni Associates, the Founder's Celebration of the East Tennessee Community Design Center, and the Ossoli Circle President's Day program.
16. I serve on the boards of directors for the Great Smoky Mountain Council of the Boy Scouts of America, the Knox County Imagination Library, the Helen Ross McNabb Center Foundation, the East Tennessee Community Design Center, the Hearing and Speech Foundation, and the Pat Summitt Foundation Advisory Board. I am a long term member of the Knoxville Chamber of Commerce Finance Committee.

17. I teach three days a year at the University of Kentucky College Business Management Institute that offers education programs for college and business management leaders from the eastern United States. I teach courses in public relations and development.
18. I serve on occasion as a member of a Southern Association of Colleges and Schools accreditation teams.
19. I am involved with private fundraising for the UT Graduate School of Medicine in Knoxville.
20. I serve as Chairman of the Tennessee Renewable Energy and Economic Development Council (TREEDC) that works with Tennessee cities on projects related to alternative fuels, energy conservation, green programs, and economic development. TREEDC is related to the UT Institute for Public Service.
21. I work hard to stay out of the hair of University of Tennessee officials but am available to assist them if and when they request assistance.


Joseph E. Johnson
President Emeritus

JEJ/bkw

THE UNIVERSITY OF TENNESSEE
BOARD OF TRUSTEES

ACTION ITEM

DATE: June 20, 2013

COMMITTEE: Academic Affairs and Student Success

CAMPUS/UNIT: UTK

ITEM: Program of Study Leading to the Degree of Master of Fine Arts in Creative Writing

RECOMMENDATION: Approval

PRESENTED BY: Katherine N. High, Vice President for Academic Affairs and Student Success

UTK has developed a full curriculum proposal for the development of the Master of Fine Arts in Creative Writing degree. The MFA will advance UTK's institutional imperatives toward discovery, innovation and creative activities. The likely publication of novels and books of poems created by MFA students and alumni will garner national and international attention for the university and enrich the literature.

MOTION:

That the program of study leading to the degree of Master of Fine Arts in Creative Writing at UTK be approved.

Proposal for the Initiation of a Master of Fine Arts in Creative Writing

Submitted by

The University of Tennessee—Knoxville

Department of English

to the Tennessee Higher Education Commission

April 2013

A New Program Leading to the Degree of:

Master of Fine Arts

Title of degree as on diploma

Creative Writing

Title of major

CIP Code

23.0102

MFA

Formal degree abbreviation

TABLE OF CONTENTS

Abstract 4

I. Executive Summary of Proposed Program..... 5

II. Institutional Mission..... 5

III. Curriculum and Academic Standards..... 8

IV. Enrollment, Productivity, and Implementation20

V. Faculty 22

VI. Library Resources..... 22

VII. Administration 23

VIII. Support Resources 24

IX. Facilities 25

X. Need and Demand for the Program 25

XI. Diversity and Access 28

XII. Evaluation and Accreditation 28

XIII. Cost/Benefit 29

XIV. Long-Term Goals 29

XIV. References 30

Appendix A: Comparison of the Proposed MFA Degree with the Current MA with
Emphasis in Creative Writing 31

Appendix B: Financial Estimate Form 34

Appendix C: Vita of Professor Margaret Lazarus Dean 36

Appendix D: Vita of Professor Marilyn Kallet 39

Appendix E: Vita of Professor Michael Knight 56

Appendix F: Vita of Professor Arthur Smith 60

Appendix G: Vita of Professor Allen Wier 66

Appendix H: Letter of Support from Head of the Department of English 71

Appendix I: Report from Consultant Dr. Sidney Wade..... 72

ABSTRACT

Master of Fine Arts in Creative Writing

Institution: The University of Tennessee, Knoxville

Division/Department: College of Arts and Sciences/ Department of English

With Sub-Majors in: None

Proposed Start-up Date: Fall 2014, with an admissions deadline of January 15, 2014

Total Credit Hours Required for Major: 30 hours beyond the BA in English, including 12 hours of coursework in literature and/or rhetoric, writing, and linguistics; 12 hours of creative writing workshops, and 6 thesis hours.

Number of New Courses: 1 (ENGL 555, Creative Thesis)

Number of New Course Credit Hours: 6

Accrediting Organization: The Association of Writers and Writing Programs (AWP) is the national professional organization for MFA programs, but it does not accredit programs. It only specifies in “Hallmarks of a Successful MFA Program in Creative Writing,” an official document, that a successful MFA program “be part of an accredited institution of higher education, or ... [be] an accredited institution in and of itself.”

Target Date for Accreditation: Not applicable

I. EXECUTIVE SUMMARY OF PROPOSED PROGRAM

The Department of English at the University of Tennessee—Knoxville proposes to create a Master of Fine Arts degree in Creative Writing. The CIP Code would be 23.0102. Implementation of the degree would begin with the 2013/2014 admissions cycle, so that the first students admitted to the program would have to complete their applications by January 15, 2014 and would commence their studies in Fall 2014. This degree would replace the current MA degree with an emphasis in creative writing offered by the Department.

We wish to emphasize throughout this document that creating the MFA will require no new revenue—that all monies needed to implement and maintain it can be reallocated from the English Department’s existing resources. Moreover, we note from the Tennessee Higher Education Commission’s website that several graduate degrees in the field of Nursing Practice were recently approved “in accordance with the recent endorsement of the Doctor of Nursing Practice as the entry-level credential for advanced nursing practice.”

The proposed MFA program will not require a new institutional unit or a substantive SACS change. Existing resources will be reallocated to the MFA.

II. INSTITUTIONAL MISSION

Mission of the University of Tennessee: The mission of the University of Tennessee is to provide the people of Tennessee with access to quality higher education, economic development, and enhanced quality-of-life opportunities.

Mission of the University of Tennessee, Knoxville: As the state’s flagship comprehensive research institution, UT-Knoxville’s primary purpose is to move forward the frontiers of human knowledge and enrich and elevate society. The specific goals are to:

1. Advance the community of learning by engaging in scientific research, humanistic scholarship, and artistic creation;
2. Provide a high quality educational experience to undergraduate students in a diverse learning environment--promoting the values and institutions of democracy that prepare students to lead lives of personal integrity and civic responsibility in a global society;
3. Prepare the next generations of skilled and ethical professionals by providing excellent graduate and professional education that prepares graduates to compete in a diverse world market;
4. Promote a campus environment that welcomes and honors women and men of all races, creeds, and cultures and an atmosphere that values intellectual curiosity, pursuit of knowledge, and academic freedom and integrity;
5. Conduct research, teaching, and outreach to improve human and animal medicine and health;

6. Contribute to improving the quality of life, increasing agricultural productivity, protecting the environment, promoting the well-being of families, and conserving natural resources;
7. Offer a wide variety of off-campus educational and training programs, including the use of information technologies, to individuals and groups;
8. Partner with communities to provide educational, technical, and cultural support to increase the livability of those communities; and
9. Partner with industry and government to improve the quality of the workplace and to serve as an engine for economic and cultural development.

Mission of the College of Arts and Sciences: The mission of the College of Arts and Sciences is:

- A. to provide a comprehensive and varied undergraduate and graduate curriculum of high quality in the natural sciences, social sciences, humanities and fine arts. This curriculum consists of:
 1. a core of general education courses for students both within and outside the College of Arts and Sciences;
 2. undergraduate academic and pre-professional programs within College departments and inter-disciplinary concentrations, designed to prepare students for immediate entry into professional careers or for graduate/professional study; and
 3. programs of graduate study in the various disciplines comprising the College. Educational goals are achieved through formal, structured courses, by engaging students in scholarly research and creative activity, and by encouraging independent and guided study both in the United States and abroad;
- B. to support excellence in teaching, research and creative activity of faculty within the College. This requires:
 1. recruitment of outstanding teacher-scholars and maintenance of a strong tenured faculty;
 2. continuing effort to achieve and preserve competitive salaries, opportunities for faculty renewal, and teaching and research support, including the improvement of classrooms and laboratories, and the provision of adequate art galleries, performance halls and related facilities; and facilitation of faculty initiatives in pursuit of internal and external research funding;
- C. to encourage public and professional service activities of departments and faculty within the College. These activities include:
 1. academic work performed beyond the scope of commitments within the University;
 2. community outreach within the state of Tennessee and beyond; and
 3. faculty participation in the work of professional associations in their academic disciplines both in the United States and abroad.

Mission of the MFA Degree: According to the Association of Writers and Writing Programs (hereafter AWP), the professional organization for programs in creative writing, the MFA degree should “be considered the appropriate credential for the teacher of creative writing. Holders of this degree may also be prepared to teach literature courses, as well as composition and rhetoric” (*Program Director’s Handbook 4*). The AWP assumes “the Master of Fine Arts in creative writing or its equivalent includes at least two years of serious study; a creative thesis (book-length collection of creative work); completion of course work in form, theory, and literature; and a substantial amount of individualized writing study, with criticism and direction of the student’s writing by experienced writers through workshop, tutorial, independent project, or thesis preparation” (*Program Director’s Handbook 4*). The program proposed here conforms to these specifications. It also provides opportunities for teaching in composition, thus allowing degree holders to maximize their opportunities for employment.

Consistency with Institutional Mission: According to VOL VISION 2015, the primary mission of the University of Tennessee—Knoxville involves “enrich[ing] and “elevat[ing] the citizens of the state, the nation, and the world.” Because “UTK embodies the spirit of excellence in teaching, research, scholarship, creative activity, outreach, and engagement attained by the nation’s finest public research institutions,” VOL VISION 2015 calls for “original ideas that advance society through discovery, inquiry, innovation, research, scholarship, and creative activities.” As a degree whose primary function is the creation of art, the MFA will better advance UTK’s institutional imperatives toward discovery, innovation, and creative activities, and in doing so will “enrich and elevate the citizens of the state, the nation, and the world.” The likely publication of novels and books of poems created by the MFA students and alumni will help garner national and international recognition for our university, expand the audience for literature in Tennessee, and enrich American literature. Moreover, the MFA will contribute toward the training of the next generations of professionals in the teaching of English, as its graduates will hold the appropriate credential to teach creative writing, literature, and composition in community colleges, colleges, and universities.

Upgrading our MA in creative writing to an MFA will also further the institutional goal of making UTK a Top 25 public research university. Currently, MA programs with creative emphasis are not ranked by professional writers’ organizations, so the English Department’s MA in creative writing does not even have a proverbial seat at the table. Once an MFA has been instituted, the program will be ranked and will be able to aim high. Of the 25 benchmark universities identified by UTK, 17 currently have MFA programs in creative writing. Aspirational group universities with MFAs include the University of Virginia, the University of Michigan—Ann Arbor, the University of Illinois—Urbana-Champaign, the University of Washington—Seattle, Pennsylvania State University, the University of Florida, the University of Texas—Austin, The Ohio State University, the University of Maryland—College Park, and the University of Pittsburgh. Top 25 Target schools with MFAs include the University of Georgia, Purdue University, and Indiana University. (Peer

Group schools include Iowa State University and North Carolina State University—Raleigh.)

III. CURRICULUM AND ACADEMIC STANDARDS

- **Description.** The description of the proposed MFA program’s academic focus and goals, which has been approved by the University’s Graduate Council, reads as follows:

The MFA degree with an emphasis in Creative Writing promotes a combination studio/academic course of study allowing degree candidates to hone their skills as writers and grow as artists through rigorous application of craft. Students receive critical feedback on poetry, fiction, and creative nonfiction in writing workshops, scrutinize aspects of genre in special topics classes and investigate larger theoretical and historical contexts for creative work in literature, rhetoric, writing, and linguistics courses. The program culminates in a creative thesis comprised of a book-length manuscript of original creative work. While the MFA is an essential credential for those students who plan to teach creative writing at any level and those who wish to pursue a PhD in English with a concentration in Creative Writing, the faculty of the Creative Writing Program at the University of Tennessee believes that study and practice of literary arts is intrinsically valuable and our program is designed first and foremost for those students who wish to dedicate their lives to writing well.

- **Admissions.** The Graduate Admissions Committee in the English Department will be responsible for determining who is admitted to the MFA program. The committee will review all applicants and recommend prospective students for admission to the program. Successful applicants must:

- Meet requirements for admission to the UT Graduate School, as defined in the Graduate Catalog. Above all, this means that applicants must have a minimum GPA of 2.7 in all previous coursework;

- Hold a BA or a BFA degree that includes a minimum of 18 semester hours of upper-level courses in English;

- Have a minimum GPA of 3.33 in English courses;

- Have achieved a competitive score on the verbal and analytical writing sections of the Graduate Record Examination. In most cases, this means a score of 160 or above on the verbal section (or a score of 600 or above on versions of the GRE taken before 2012) and a score of 5.0 or above on the analytical writing section, though lower scores will not necessarily disqualify an application if other parts of the application are outstanding;

- Achieve a TOEFL score of at least 550 on the paper test or 80 on the Internet-based test (in the case of applicants whose native language is not English);

- Demonstrate superior skills and potential both in creative and in critical writing;

- Receive solid recommendations from professors familiar with their work and character.

These are minimum requirements, intended to demarcate the threshold of achievement and potential that all applicants must achieve in order to have their applications considered. An applicant who meets all of these criteria is not necessarily guaranteed admission. Given the highly competitive nature of the admissions process and the limited amount of funding, we expect that successful applicants will in fact have much more impressive credentials.

- **Retention Standards.** As required by the UT Graduate School, a 3.0 cumulative GPA is required for continuation in the program. Students must make normal and reasonable progress toward the completion of their degree. Financial support from the English Department does not extend past two years, which necessitates that students on funding complete their degree within two years. Students who receive such funding must complete 18 hours during their first year in order to be promoted to a teaching associateship during their second year. In order to maintain these associations, students must perform their teaching duties satisfactorily.

- **Degree Requirements.** The proposed MFA requires that students

--Complete 30 hours of coursework within two years in residence at the University of Tennessee. These hours must include 12 hours of writing workshops; 12 hours of courses in literature and/or rhetoric, writing, and linguistics; and 6 hours of supervised thesis instruction (designated by a new course, ENGL 555). For students who are on teaching assistantships, the 12 hours of courses in literature, rhetoric, writing, and linguistics must include three hours of Composition Pedagogy (ENGL 505). These 30 hours may include no more than 3 hours of Independent Study (ENGL 593);

--Successfully defend the completed thesis. The thesis, typically a novel, collection of poems, collection of short stories, or other book-length work, will be defended in an oral presentation consisting of a public reading from the thesis followed by a question-and-answer session that would be open to the public as well as to the members of the thesis committee;

--Demonstrate proficiency in one foreign language, using the same demonstrations now used by MA students, which are described below.

1. **Coursework.** The 30 hours of coursework proposed for the MFA should be divided as follows:

- 12 hours of writing workshops
- 12 hours of courses in literature and/or rhetoric, writing, and linguistics
- 6 hours of supervised thesis instruction (ENGL 555)

Students would normally enroll in 18 credit hours during their first year of study and 12 credit hours (including the six thesis hours) during their second year, when most students in the program would hold teaching appointments in addition to completing their coursework. Students in the program who hold such appointments would need to take three hours of English

505, Composition Pedagogy, as part of the 12 hours in literature and/or rhetoric, writing, and linguistics.

List of Eligible Writing Workshops (4 courses from the following, all of which may be repeated for up to nine hours):

ENGL 580 - Fiction Writing

3 Credit Hours Advanced fiction projects under supervision of instructor and time for independent study.

May be repeated. Maximum 9 hours.

Recommended Background: Extensive background in reading and writing fiction.

ENGL 581 - Colloquium in Poetry Writing

3 Credit Hours Major poetic project or, for students who earned a BA in English (creative writing concentration) at the University of Tennessee, the continuation of a project begun in English 463. Individual consultation with instructor supplements class analysis; readings in contemporary poetry and theory.

May be repeated. Maximum 9 hours.

ENGL 582 - Special Topics in Writing

1-3 Credit Hours Topics vary.

May be repeated. Maximum 9 hours.

Comment(s): Enrollment by consent of director of graduate studies.

ENGL 686 - Studies in Creative Writing

3 Credit Hours Content varies. Connection between theory and practice in writing.

May be repeated. Maximum 9 hours.

Registration Restriction(s): Minimum student level – graduate.

List of Eligible Courses Literature and/or Rhetoric, Writing and Linguistics: (4 courses from the following, repeatable or not as indicated):

ENGL 505 - Composition Pedagogy

3 Credit Hours Introduction to teaching composition through study of various pedagogical theories and methods. Enrollment limited to English Department GAs/GTAs or by permission of the instructor.

ENGL 506 - Introduction to Literary Research

3 Credit Hours Critical examination of aims of English studies, profession of English teacher, theory of literature, and methods of research: collection of information, evaluation of material, and transmission of results of scholarship.

ENGL 507 - Applied Criticism: The Rhetoric of Literary Forms

3 Credit Hours Study and application of ways in which major critics have analyzed form in poetry and prose fiction.

May be repeated. Maximum 6 hours.

ENGL 508 - History of the English Language I

3 Credit Hours Phonological, morphological, and syntactic development of English language: Old and Middle English.

ENGL 509 - History of the English Language II

3 Credit Hours Phonological, morphological, and syntactic development of the English language with concentration on developments after 1500, especially in American English.

ENGL 513 - Readings in Medieval Literature

3 Credit Hours Reading and analysis of selected masterpieces of Old and Middle English literature and their continental sources in modern English.

May be repeated. Maximum 9 hours.

ENGL 514 - Readings in Medieval Literature

3 Credit Hours Reading and analysis of selected masterpieces of Old and Middle English literature and their continental sources in modern English.

May be repeated. Maximum 9 hours.

ENGL 520 - Readings and Analysis in Selected Areas of 16th- and 17th-Century Prose, Poetry, and Drama

3 Credit Hours Content varies: genre, theme, literary movement, or other coherent emphasis.

May be repeated. Maximum 9 hours.

ENGL 521 - Readings and Analysis in Selected Areas of 16th- and 17th-Century Prose, Poetry, and Drama

3 Credit Hours Content varies: genre, theme, literary movement, or other coherent emphasis.

May be repeated. Maximum 9 hours.

ENGL 531 - Readings in English Literature of the Restoration and 18th-Century

3 Credit Hours Topics vary. Genre: poetry, prose, fiction, drama; or period:

Restoration, earlier 18th-century, later 18th-century.

May be repeated. Maximum 9 hours.

ENGL 540 - Readings in English Literature of the 19th-Century I

3 Credit Hours Content varies: genre, theme, literary movement, or other coherent emphasis.

May be repeated. Maximum 9 hours.

ENGL 541 - Readings in English Literature of the 19th-Century II

3 Credit Hours Content varies: genre, theme, literary movement, or other coherent emphasis.

May be repeated. Maximum 9 hours.

ENGL 550 - Readings in American Literature

3 Credit Hours Content varies: genre, theme, literary movement, or other coherent emphasis.

May be repeated. Maximum 9 hours.

ENGL 551 - Readings in American Literature

3 Credit Hours Content varies: genre, theme, literary movement, or other coherent emphasis.

May be repeated. Maximum 9 hours.

ENGL 552 - Readings in Black American Literature

3 Credit Hours Content varies: genre, theme, literary movement, or other coherent emphasis.

May be repeated. Maximum 9 hours.

ENGL 560 - Readings in 20th-Century Literature

3 Credit Hours Content varies: genre, theme, literary movement, or other coherent emphasis.

May be repeated. Maximum 9 hours.

ENGL 561 - Readings in 20th-Century Literature

3 Credit Hours Content varies: genre, theme, literary movement, or other coherent emphasis.

May be repeated. Maximum 9 hours.

ENGL 575 - Issues in Second/Foreign Language Rhetoric and Composition

3 Credit Hours Examination of cross-linguistic and cross-cultural issues in the development of academic writing proficiency in a second/foreign language.

Cross-listed: (Same as Linguistics 575.)

ENGL 576 - Introduction to Contemporary Criticism

3 Credit Hours Introductory survey of 20th-century literary criticism from New Criticism to present.

ENGL 583 - Special Topics in Literature

3 Credit Hours Topics vary: genres, modes, and other literary subjects not in standard period divisions.

May be repeated. Maximum 6 hours.

ENGL 584 - Topics in Feminist Studies

3 Credit Hours Topics vary.

May be repeated. Maximum 9 hours.

ENGL 585 - Issues in Rhetoric, Writing and Linguistics

3 Credit Hours

Survey of contemporary research in rhetoric, writing and linguistics.

ENGL 586 - History of Rhetoric

3 Credit Hours Survey of rhetoric from Greek Classical period to modern era.

ENGL 588 - Special Topics in History of Rhetoric, Writing, and Linguistics

3 Credit Hours

Topics vary.

May be repeated. Maximum 6 hours.

ENGL 589 - Special Topics in Language

3 Credit Hours Topics vary. Readings in language, linguistics, and literacy.

May be repeated with consent of director of graduate studies. Maximum 6 hours.

ENGL 590 - Topics in Critical Theory

3 Credit Hours Topics vary.

May be repeated. Maximum 9 hours.

ENGL 591 - Foreign Study

1-3 Credit Hours Seeing, studying, and writing about drama as performed in London and Stratford-upon-Avon during the summer. *Not repeatable. May be taken once for 1-3 hours.*

ENGL 592 - Off-Campus Study

1-3 Credit Hours Seeing, studying, and writing about drama as performed in New York City. *Not repeatable. May be taken once for 1-3 hours.*

ENGL 593 - Independent Study

1-3 Credit Hours *May be repeated once.*

Comment(s): May be taken once in the MA or MFA program and once in the PhD program.

ENGL 594 - Film History, Form, and Analysis

3 Credit Hours Issues in film studies: history of narrative film; concept of film form; critical approaches to film study (genre, auteur, formalist, and others); and critical analysis of individual films.

ENGL 610 - Studies in Old English Language and Literature

3 Credit Hours Old English grammar with readings in prose and poetry.

Registration Restriction(s): Minimum student level – graduate.

ENGL 611 - Studies in Beowulf

3 Credit Hours Translation and critical study of Beowulf.

(RE) Prerequisite(s): 610 or consent of instructor.

Registration Restriction(s): Minimum student level – graduate.

ENGL 620 - Studies in Medieval English Literature

3 Credit Hours Seminar in literature and literary genres of Medieval English literature, read in Old and Middle English. Subject matter varies from year to year.

May be repeated. Maximum 9 hours.

Registration Restriction(s): Minimum student level – graduate.

ENGL 621 - Studies in Chaucer

3 Credit Hours Seminar in text, interpretation, and criticism of Chaucer's writings.

May be repeated. Maximum 6 hours.

Recommended Background: Previous course in Chaucer.

Registration Restriction(s): Minimum student level – graduate.

ENGL 630 - Studies in Renaissance Literature

3 Credit Hours Seminars: Spenser, Milton, 17th-century prose and poetry, Shakespeare, 16th-century prose and poetry, non-Shakespearean drama.

May be repeated. Maximum 9 hours.

Registration Restriction(s): Minimum student level – graduate.

ENGL 631 - Studies in Renaissance Literature

3 Credit Hours Seminars: Spenser, Milton, 17th-century prose and poetry, Shakespeare, 16th-century prose and poetry, non-Shakespearean drama.

May be repeated. Maximum 9 hours.

Registration Restriction(s): Minimum student level – graduate.

ENGL 640 - Studies in Restoration and 18-Century Literature

3 Credit Hours Topics vary. Swift, satire, restoration literature, Johnson and Boswell, Addison and Steele, restoration drama, Dryden.

May be repeated. Maximum 9 hours.

Registration Restriction(s): Minimum student level – graduate.

ENGL 641 - Studies in Restoration and 18th-Century Literature

3 Credit Hours Topics vary. Swift, satire, restoration literature, Johnson and Boswell, Addison and Steele, restoration drama, Dryden.

May be repeated. Maximum 9 hours.

Registration Restriction(s): Minimum student level – graduate.

ENGL 650 - Studies in English Romanticism

3 Credit Hours Seminar content varies: particular literary figure or figures, genres, theme, or other coherent focus.

May be repeated. Maximum 9 hours.

Registration Restriction(s): Minimum student level – graduate.

ENGL 651 - Studies in Victorian Literature

3 Credit Hours Seminar content varies: particular literary figure or figures, genres, theme, or other coherent focus.

May be repeated. Maximum 9 hours.

Registration Restriction(s): Minimum student level – graduate.

ENGL 652 - Studies in Victorian Literature

3 Credit Hours Seminar content varies: particular literary figure or figures, genres, theme, or other coherent focus.

May be repeated. Maximum 9 hours.

Registration Restriction(s): Minimum student level – graduate.

ENGL 660 - Studies in American Literature

3 Credit Hours Southern literature before 1830, frontier, regionalism, women's literature, Irving, Cooper, Poe, Emerson, Thoreau, Hawthorne, Melville, Whitman, Dickinson, James, and Twain.

May be repeated. Maximum 9 hours.

Registration Restriction(s): Minimum student level – graduate.

ENGL 661 - Studies in American Literature

3 Credit Hours Southern literature before 1830, frontier, regionalism, women's literature, Irving, Cooper, Poe, Emerson, Thoreau, Hawthorne, Melville, Whitman, Dickinson, James, and Twain.

May be repeated. Maximum 9 hours.

Registration Restriction(s): Minimum student level – graduate.

ENGL 662 - Studies in American Literature

3 Credit Hours Southern literature before 1830, frontier, regionalism, women's literature, Irving, Cooper, Poe, Emerson, Thoreau, Hawthorne, Melville, Whitman, Dickinson, James, and Twain.

May be repeated. Maximum 9 hours.

Registration Restriction(s): Minimum student level – graduate.

ENGL 670 - Studies in 20th-Century Literature

3 Credit Hours Seminar content varies: particular literary figure or figures, genres, theme, or other coherent focus. *May be repeated. Maximum 9 hours.*

Registration Restriction(s): Minimum student level – graduate.

ENGL 671 - Studies in 20th-Century Literature

3 Credit Hours Seminar content varies: particular literary figure or figures, genres, theme, or other coherent focus.

May be repeated. Maximum 9 hours.

Registration Restriction(s): Minimum student level – graduate.

ENGL 672 - Studies in 20th-Century Literature

3 Credit Hours Seminar content varies: particular literary figure or figures, genres, theme, or other coherent focus.

May be repeated. Maximum 9 hours.

Registration Restriction(s): Minimum student level – graduate.

ENGL 680 - Advanced Studies in Rhetoric, Writing and Linguistics

3 Credit Hours Topics vary.

May be repeated with consent of director of graduate studies. Maximum 6 hours.

Registration Restriction(s): Minimum student level – graduate.

ENGL 682 - Research Methods in Rhetoric, Writing and Linguistics

3 Credit Hours Overview of research design and methods.

May be repeated with consent of director of graduate studies. Maximum 6 hours.

Registration Restriction(s): Minimum student level – graduate.

ENGL 688 - Studies in Literary Criticism

3 Credit Hours Content varies. Advanced work in theory and history of literary criticism.

May be repeated. Maximum 9 hours.

Registration Restriction(s): Minimum student level – graduate.

ENGL 690 - Special Topics

3 Credit Hours Content varies. History of ideas, humor, biography, autobiography, extra-literary disciplines.

May be repeated. Maximum 9 hours.

Registration Restriction(s): Minimum student level – graduate.

ENGL 694 - Studies in Film

3 Credit Hours Content varies. Advanced work in film history and analyses.

May be repeated. Maximum 6 hours.

Registration Restriction(s): Minimum student level – graduate.

2. **Supervised Thesis Instruction and Thesis Defense.** During their second year in the program, MFA candidates must register for 6 hours of ENGL 555, Creative Thesis, typically 3 hours during the Fall and 3 hours during the Spring. The completed thesis, a book-length manuscript of original creative writing, will be defended in an oral presentation. The presentation will consist of a public reading from the thesis followed by a question-and-answer session open to the public as well as to the professorial committee.

ENGL 555 - Creative Thesis

1-6 Credit Hours Supervised writing of a book-length creative thesis, typically a collection of poems or short stories or a novel.

Grading Restriction: Satisfactory/No Credit grading only.

May be repeated. Maximum 6 hours.

Registration Restriction(s): Master of Fine Arts – English major. Minimum student level - graduate.

3. **Foreign Language Requirement.** MFA candidates must demonstrate proficiency in one foreign language. This requirement can be fulfilled in one of the following ways:

--Completion of a second year of language at college level with a grade of C or better. At UTK, the completion of the 200-level sequence in a foreign language fulfills this requirement. MFA students may fulfill this requirement with coursework taken in their undergraduate degree programs, whether at UTK or at another institution. It is the responsibility of the Director of Graduate Studies to determine whether undergraduate coursework in a foreign language taken prior to enrollment in the MFA program fulfills this requirement.

--Completion of French 302 or German 332 with a grade of B or better during a student's tenure in the MFA program. These courses are offered regularly by the Department of Modern Foreign Languages and Literatures, and MFA students who receive funding will have their tuition fees for these courses covered by their tuition waivers. These courses emphasize reading and translation skills rather than speaking and aural comprehension and are intended for students with no previous background in the language. They are defined in the Graduate School catalog as courses that fulfill a foreign language requirement for any graduate program at the university that requires one.

--Passing a translation examination in an approved foreign language as administered at the University of Tennessee. These examinations are held twice a year, during the Fall and Spring semesters.

- **Responsibilities of Teaching Assistants and Associates.** Students who are admitted to the MFA degree with funding (see below, section IV, "Enrollment, Productivity, and Implementation") will receive two years of financial support, including a tuition waiver, a stipend, and health insurance, contingent upon the continuing satisfactory performance of their duties. During their first year in the program, funded students are considered teaching

assistants. They will work approximately five hours a week as an assistant to an experienced teacher of composition in sections of English 101 and 102 and as a tutor in the university's Writing Center. If students complete their teaching duties satisfactorily during their first year and earn at least 18 credits before the Fall of their second year, then in that Fall semester students will be promoted to teaching associates. These students will teach four courses—two courses per semester—during their second year. Three of these four courses will be sections of English 101 or 102, while the fourth course will be an introductory course in Creative Writing, such as English 262, Introduction to Poetry Writing; or English 264, Introduction to Fiction Writing. We consider it imperative that our MFA students have experience and training in teaching both composition and creative writing, for such experience will make them more competitive for positions at universities than students who only have experience with creative writing workshops. Our decision to limit the number of funded students admitted per year to five reflects our conviction, endorsed by Dr. Sidney Wade, that teaching creative writing is an essential component of the degree. If we were to admit more students, then we might not be able to guarantee that everyone in the program would have this opportunity to teach, for there are other constituencies within the department (PhD students in creative writing, lecturers, and professors) who also need to teach such courses on a regular basis. Limiting admission to five students should allow us, given our current projections for student demand in introductory creative writing courses, to ensure that there will be enough sections for all to teach.

- **Stipends.** MFA students will receive a stipend for their work as teaching assistants (during their first year in the program) and as teaching associates (during their second year). The amount of the stipend increases considerably during the second year to reflect the students' increased teaching responsibilities. They will also receive health insurance. Since these teaching positions will be transferred from positions currently allotted to our MA students, MFA students will initially receive the same stipend amounts as MA students in the department's other two concentrations (literature, criticism, and textual studies; and rhetoric, writing, and linguistics). While the amount of the stipend for the second year is, according to Dr. Sidney Wade's report, in line with the averages of MFA stipends nationwide (\$11,000 to \$16,000 per year), the amount for the first year is lower. We will, therefore, work aggressively within the next few years to raise the first-year stipend to this range. This will involve some combination of the following: providing top-off funds to first-year MFA students from the John C. Hodges Better English Fund (see below, section VII, "Support Resources"), at amounts to be determined annually by the Hodges Trustees; prioritizing MFA students over MA students in the distribution of raises when they are approved; making the argument to the Chancellor's Office and to the College of Arts and Sciences that MFA students, because they are in a terminal degree program, should be eligible for the same topping-off funds that are now available for PhD students. We expect to be able to raise the first-year stipends significantly by the time the first students arrive in Fall 2014.
- **Scope and Intensity of the Program.** The requirements for the proposed MFA degree are comparable in scope and intensity to what the AWP recommends for two-year MFA programs (though some MFA programs extend for three years). Two-year MFA degrees typically require a balance between writing workshops and courses in literature or other fields of English studies,

as well as a culminating thesis. Although the AWP's recommendations call for 48 credit hours of coursework for two- to three-year MFAs, there is considerable variation in the way different programs calculate their credit hours—particularly in determining the number of hours awarded for the thesis. On the other hand, many highly ranked programs in fact require fewer than 48 hours (for instance, New York University and Boston University require 32, the University of Michigan requires 36, and Johns Hopkins University does not award credit hours for its graduate MFA courses but requires what would be the equivalent of 30 hours in our MFA proposal). The integrity of these programs rests not only on the balance between literature and writing courses and on the thesis but also on the quality of their faculty and students. The proposed program at UTK would admit only students who are committed to a rigorous course of study, who are already publishing or who have extraordinary potential to do so. Instead of increasing the number of credit hours (for instance, by awarding more than six hours for the thesis), we intend to emphasize the dual focus of the MFA degree: professionalization for students intending to pursue tenure-track jobs or apply to PhD programs in creative writing, and (above all) the creation of art.

We have informally consulted with Sydney Blair, the former director of the MFA program at the University of Virginia from 2006 to 2009. She writes that “[a]t the end of two years, students at UVA have taken 12 hours of workshop, 12 hours of literature, exactly the same load being asked by your MFA proposal at UT. We don't have thesis hours per se, but fold instructor supervision and conferences and thesis progress (mostly in the second year) into non-topical research hours.” She describes the program as “a purposefully stream-lined, carefully conceived schedule, established back in the early ‘80s; we want our MFA students to be working hard and steadily at their writing without being overly sidetracked by the demands of other graduate level courses.” The only difference between our proposal and the structure of Virginia's current (and highly ranked) MFA program, then, is in the number and designation of hours related to the thesis--we would award 6 “thesis” hours, while Virginia awards (according to the program's website) 24 “non-topical research hours” that are associated with supervision of the thesis. Irrespective of the number of hours awarded, the thesis itself—typically, a novel or a collection of poems or short stories—would be the same kind of “final product” as a thesis in any MFA program.

During the site visit which took place in March 2013, Dr. Sidney Wade, the official consultant, concurred with Sydney Blair's assessment. As stated in her report, “there are many fine and highly ranked programs that require between 30 and 48 hours. What is important is the balance in the mix of required literature classes, workshop hours, internship possibilities, and teaching experience afforded to the candidates.”

- **Delivery Method.** The delivery method for all instruction would be on-ground, because the writing workshop, which presupposes a community of writers in residence and able to discuss each other's work in real time, is the primary locus of instruction.
- **Articulation and Transfer.** Because PC § 49-7-202 concerns the articulation and transfer avenues for associate and baccalaureate degrees within the University of Tennessee system, its

specific charges do not apply to the proposed MFA degree here. Within the graduate program at UTK, students already enrolled in the MA creative writing concentration when the MFA takes effect will have the option of transferring to the new degree.

IV. ENROLLMENT, PRODUCTIVITY, AND IMPLEMENTATION

- **Projections for Admission and Graduation.** We plan to admit 5 MFA students per year with funding (see below). After the first year, we project that in any given year there would be a total of 10 funded students in the program—5 in their first year and 5 in their second. If we assume some attrition in the program, we project that at the end of five years, the program will have produced 25 funded graduates. During the site visit, Dr. Wade assured representatives of the University and of THEC that because attrition in MFA programs is extremely rare, even these small numbers should be sufficient to meet THEC’s requirements for the number of annual graduates produced.

In order to maintain the selectivity and prestige that we aspire to in the MFA degree and to prevent the formation of a kind of second-class citizenship within the program, we plan to follow Dr. Sidney Wade’s recommendation and to limit the number of students who are admitted without funding. Applicants who state on their application that they do not desire a teaching assistantship will be considered and will be admitted if their credentials are comparable to those of other students admitted with funding, but we expect such cases to be rare. All students who request to be considered for funding will only be admitted with funding—they will not have the option of being admitted without funding. This selectivity will not only enhance the standing of the MFA program as a whole, but will also ensure that all students enrolled in the program will be able to teach courses both in composition and in creative writing during their tenure in the program.

Table 1: Projected figures for enrollment and graduation MFA in Creative Writing, 2014-2019

| | 2014/2015 | 2015/2016 | 2016/2017 | 2017/2018 | 2018/2019 |
|----------------------------------|-----------|-----------|-----------|-----------|-----------|
| Students admitted | 5 | 5 | 5 | 5 | 5 |
| Students enrolled | 10 | 10 | 10 | 10 | 10 |
| Students graduating ¹ | 5 | 5 | 5 | 5 | 5 |

We project, as per the data in Table 1, that the program will admit 5 funded students per year. In rare cases, we may admit an additional student without funding. We expect that all students admitted within the first five years will complete the program in two years.

¹ We project that five students who are currently enrolled in the MA with creative writing—and who would otherwise graduate in Spring 2014—will elect to switch into the new MFA degree, postponing their graduation until Fall 2014. This accounts for the anomaly of projecting five graduates during the first year of the degree’s existence.

- **Comparison with the Current MA Concentration in Creative Writing.** Table 2 tracks the enrollment of students in the MA with Writing Emphasis who were working in the Creative Writing concentration for the last five academic years. (Please note that it does **not** include the total number of students enrolled in and graduating from the MA program, only the MA concentration in Creative Writing, which will be phased out once the MFA is approved.)

Table 2: Enrollment and Productivity for the Current MA Concentration in Creative Writing, 2007-2013

| | 2007/2008 | 2008/2009 | 2009/2010 | 2010/2011 | 2011/2012 | 2012/2013 |
|---------------------|-----------|-----------|-----------|-----------|-----------|----------------|
| Students enrolled | 9 | 10 | 10 | 7 | 8 | 14 |
| Students graduating | 4 | 4 | 4 | 6 | 3 | 5 ² |

“Students enrolled” shows the total number of students enrolled in the concentration during the fall semester of the appropriate year, while “Students graduating” shows the number of students in the concentration who graduated during the same year. The relatively low number of graduates in recent years can be explained by the fact that in our current admissions process, all MA candidates, irrespective of concentration, are ranked against each other when they compete for graduate funding—that is to say, there are no MA positions specifically earmarked for students in creative writing. This puts MA candidates in creative writing at a disadvantage, because, given the declining demand for the degree, there are relatively few of them in relation to students who wish to pursue an MA in literature. Once there is a separate pool of applicants for the MFA who are not competing against MA students for funding and who are pursuing a degree that has much greater demand than the MA in creative writing, we foresee that we will have no difficulty attracting enough strong candidates.

- **Phasing out the MA in Creative Writing.** The current MA with emphasis in creative writing will be phased out once the MFA goes into effect. Beginning with the 2013/2014 admissions cycle (that is, the cycle for students who complete their applications by January 15, 2014), no new students will be admitted to the MA with a concentration in creative writing. Students in the program already pursuing that degree at the time will have the option to switch into the new MFA program. Since both the MA in creative writing and the MFA are two-year degrees with similar coursework requirements, this transition should be feasible. As per the recommendation of Sidney Wade, we are informing students whom we are admitting to the MA in Creative Writing for Fall 2013 of the likelihood of the MFA becoming available, and advising them as to how they might switch degree programs, if they wish to do so, without incurring charges for tuition and fees. We have also informed currently enrolled students who have completed their first-year in the MA in Creative Writing of how they might switch programs once the MFA is

² This figure is a projection, based on the number of students who have been admitted to candidacy in this concentration as of January 2013 for a Spring 2013 graduation. 9 students were admitted in 2012.

instituted in Fall 2014. (This is why we now project that there will be graduates of the MFA during the first year of the program, as indicated above in Table 1.)

MA degrees in English with a concentration in literature, criticism, and textual studies on the one hand and in rhetoric, writing, and linguistics on the other will continue to be offered in the department.

V. FACULTY

The English Department currently has five highly distinguished full-time professorial faculty in creative writing, four of whom (Marilyn Kallet, Michael Knight, Art Smith, and Allen Wier) are tenured and one of whom (Margaret Lazarus Dean) will be considered for tenure and promotion in the 2013/2014 academic year. These professors would provide instruction in the core writing workshops and would be eligible to direct creative theses. The department also has a visiting writers' program that offers graduate students the opportunity to be taught by visiting writers with comparable educational and publishing credentials. Recent visiting writers have included Richard Bausch, Elizabeth Gilbert, Chris Hebert, and Pamela Uschuk. In addition to the creative writing faculty, the department currently has 37 professorial faculty (including one adjunct professor) who are able to teach graduate courses in literature and rhetoric, writing, and linguistics. All 42 professors hold a terminal degree (the full-time professors hold an MFA and/or a PhD, the adjunct professor an EdD), and all have the records of excellence in publication and teaching appropriate for a research-intensive university of UTK's stature. No additional faculty hires would be necessary. See Appendices C through G for the vitas of the five professorial faculty in Creative Writing.

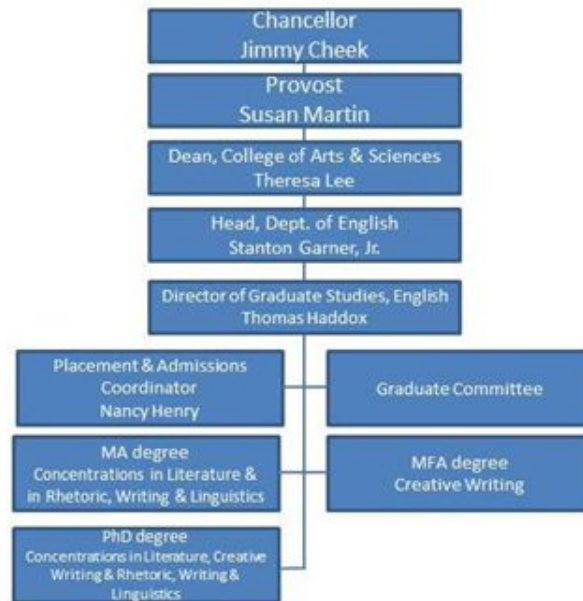
VI. LIBRARY RESOURCES

The proposed program can be supported by existing library and information technology resources. The University of Tennessee Libraries' extensive collection of resources for faculty and students includes over 3 million print volumes, 13,000 serial titles, 2,700,154 microforms and 27,710 audio tapes, 24,119 films and audiovisual materials, and over 400 electronic databases and indexes. The Hodges Library at the University of Tennessee—Knoxville library is ranked in the top 50 of public university libraries. The collection of the Hodges Library supports the program's curriculum and research interests for students and faculty. One librarian is designated for the department of English, and he provides an important liaison function between the academic programs of the College and the Library. All students and faculty have access to the UT Knoxville Hodges Library materials. Materials can be accessed through extensive electronic databases and through overnight delivery. The Hodges Library is staffed by professional librarians, who all possess graduate degrees in library and information science. Media resources such as videos and video equipment are available to the program through the Media Center located in the library. The library catalog is available from any location with Internet access. With few exceptions, the databases are available via the campus network and to remote users with UT authentication. Interlibrary Loan is also available for materials not owned by the library. Several members of the Department of English serve on the Department's

Library Committee, which keeps track of and makes requests for new library acquisitions that are particularly relevant to the field of English Studies. The Hodges Better English Fund (described below in “Support Resources”) provides some funding for library purchases.

VII. ADMINISTRATION

- **Responsibilities of the Program Administrator.** The Director of Graduate Studies in English, Thomas Haddox will administer the day-to-day operations of all graduate degrees offered by the department, including the new proposed MFA. He will be responsible for oversight of the MFA program, including admissions and student recruitment, student advising, communication with the Graduate School on matters related to students’ completion of degree requirements, and professional development for students. He will be assisted by the Placement and Admissions Coordinator, Nancy Henry, whose duties are described below in “Support Resources,” and by the Department’s Graduate Committee. Substantive changes to graduate programs that do not require college or university approval must be approved by a vote of the professorial faculty and by the Head of the Department of English, Stanton Garner, Jr.
- **Responsibilities of the Director of Creative Writing.** The Director of Creative Writing, Marilyn Kallet, will be jointly responsible with the Director of Graduate Studies for advising students in the MFA program and will serve on the Graduate Admissions Committee for the MFA degree. Beyond this role, the Director of Creative Writing plans graduate course offerings in Creative Writing in cooperation with the Associate Head of English, organizes a series of nationally known and emerging writers and manages its budget, directs the annual Young Writers’ Institute, a free day of workshops for high school students and their teachers that is taught by PhD students (and future MFA students) in creative writing; serves as the advisor to *Grist: The Journal for Writers* (see below in section VIII, “Support Resources”), organizes events such as orientation and public readings for graduate students in creative writing and serves as an advocate for them; and serves as an outreach person from the program to the community at large.
- **Location of the Program in the UTK Administrative Structure:**



VIII. SUPPORT RESOURCES

- Grist.** The English Department is the home of *Grist: The Journal for Writers*, a literary journal currently in its fifth year of publication. *Grist* has garnered a national reputation through its selection of established and emerging writers. One mark of this recognition is that the AWP’s publication *The Writer’s Chronicle*, subscribed to by most of the 345 graduate programs in creative writing in the United States, spotlighted *Grist* in its December 2011 issue. MFA students will be invited to participate in editing and staffing the magazine. Having a professional literary journal attracts talented writers; in turn, their work on the journal will enhance its quality, shaping a positive feedback loop without the need for more resources.
- Funding for Professional Development.** Through the Hodges Better English Fund, an endowment bequeathed to the Department of English by the late Professor John C. Hodges, the Department is able to contribute up to \$1,000 per year for each graduate student to be used for travel to conferences and other scholarly and academic forums at which students present their work. The Hodges Fund also has a certain amount of money (currently up to \$6,000 per year) available for students who are selected to attend prestigious institutes or residential writing programs held during the summer. MFA students will be able to compete for such funds on the same basis as other graduate students in English.
- Advising.** Student advising support will be overseen by the Director of Graduate Studies in English and by the Director of Creative Writing. Entering MFA students will take part in several days of orientation workshops in August, before fall classes begin. Thereafter, MFA

students will be required to have formal advising meetings with the DGS at least once per semester; they will also receive continuous, informal advising about their coursework, writing, and career plans from their professors. One professor in the Department of English is designated as the Placement and Admissions Coordinator (currently Nancy Henry), who organizes programming for graduate students who intend to apply for academic teaching positions or to PhD programs. The Placement and Admissions Coordinator also works individually with students on their job searches and applications, providing advice about search materials and strategies, arranging mock interviews, and serving as a liaison to the entire department about matters concerned with placement. Students' academic records will be held in paper form in the Graduate Office and in electronic form in the department's database. Maintaining this advising system will require no additional funding.

- **Administrative Support.** The Department of English employs six administrative assistants who will assist MFA students with all logistical matters related to the successful completion of their duties, including but not limited to course registration (for new students), the allocation of teaching assignments and classrooms, the coordination of advising meetings with the Director of Graduate Studies, and the processing of requests for travel funding. The Department will not need to hire any additional support staff as a result of the implementation of the MFA.

IX. FACILITIES

No new facilities or equipment will be needed to support the program; classes will meet in existing classrooms in McClung Tower and the Humanities and Social Sciences Building. Classrooms in the Humanities and Social Sciences Building have recently been renovated to make possible a wider variety of classroom configurations and uses of technology; these renovations were completed at the beginning of the Fall 2012 semester and the classrooms are now in use.

X. NEED AND DEMAND FOR PROGRAM

- **Need to Replace the MA in Creative Writing with an MFA.** The English Department's current MA in creative writing is outmoded and no longer meets the standard set by the AWP. Over the last two decades the field of creative writing has become more professionalized, and most creative writing teaching jobs listed by the AWP and the Modern Language Association require a terminal degree—an MFA and/or a PhD. The AWP's most recent "Guidelines for Teachers and Writers" state, "If ... a terminal degree is required, it is recommended that the Master of Fine Arts be considered the appropriate credential for the teacher of creative writing" (*Program Director's Handbook*, p. 4). The recognition of the MFA as the appropriate terminal degree for professors of creative writing is reflected in the fact that although the AWP publishes extensive recommendations for what a successful MFA program in creative writing would require, it does not publish similar recommendations for a successful MA program (see the *Program Director's Handbook*, pp. 9-18). Our own high-quality English PhD degree with creative dissertation, intended for students who wish to achieve a dual credential so as to teach courses both in creative writing and in literature or rhetoric and composition, accepts primarily

MFA degree holders, not MA degree holders. There is, in short, no longer any compelling reason for undergraduates who aspire to a career as a writer and professor of creative writing to apply to MA programs in creative writing. The best undergraduate candidates at this level are pursuing MFAs and thus diminishing both the quality of applicants and the size of the MA pool nationwide. As a result, many formerly respected MA programs in creative writing, including those at New York University, Johns Hopkins University, Hollins University, and the University of Nebraska, are converting or have already converted from MA to MFA programs.

Table 3: Number of Degree-Confering Programs in Creative Writing in US – 2002-2012

| YEAR | AA | BA/BS (MINOR) | BA/BFA (MAJOR) | MA | MFA | PhD | TOTAL |
|------|----|------------------|-------------------|-----|-----|-----|-------|
| 2002 | 8 | 283 | 70 | 151 | 99 | 41 | 652 |
| 2004 | 7 | 320 | 86 | 154 | 109 | 39 | 715 |
| 2009 | 11 | 318 | 147 | 145 | 150 | 37 | 808 |
| 2010 | 12 | 347 | 157 | 115 | 184 | 36 | 851 |
| 2012 | 13 | 362 | 163 | 113 | 191 | 38 | 880 |

(Source: Association of Writers and Writing Programs, *Director's Handbook: Guidelines, Policies, and Information for Creative Writing Programs* [2012], p. 104.)

Table 3 confirms that over the past decade, the number of MA programs in creative writing has declined from 151 to 113, while the number of MFA programs in creative writing has nearly doubled, from 99 to 191. These numbers reflect a significant decline in demand for the MA in creative writing but an even larger increase in demand for the MFA. The still larger increase in the number of BA and BFA programs with a major in creative writing (from 70 to 163) also indirectly indicates the need for an MFA in creative writing at UTK, for the BA or BFA is the standard prerequisite degree for pursuing the MFA.

- National Reputation.** The English Department at UTK has worked hard to establish a nationally competitive creative writing program. We have succeeded in building a thriving undergraduate major (roughly half of all current English majors are creative writing emphasis) and an excellent, nationally recognized PhD program with a creative dissertation. Among the 38 existing PhD programs in creative writing, UTK's program was recently ranked at number 15 overall by *Poets & Writers* magazine (in the September/October 2011 issue), with even higher rankings in specific criteria (#5 in "funding rank," #8 in "departmental reputation rank," #9 in "creative writing job placement rank," and #10 in "departmental job placement rank.") Recent PhD candidates have joined us from the writing programs at Arkansas, UC-Davis, Colorado, Johns Hopkins, Penn State and Stanford. Students have published in journals and magazines such as *Atlantic Monthly*, *North American Review*, *One Story*, *Southern Poetry Review* and *Spoon River Poetry Anthology*. They have won fellowships to prestigious writing colonies and

numerous national prizes. Yet we have struggled to remain competitive at the MA level, despite the fact that creative writing is, as the department's last external review (in April 2004) noted, "perhaps the fastest-growing area of undergraduate English Studies in many departments." The AWP's declaration that the MFA is a professionally recognized terminal degree argues for the necessity of converting our MA to an MFA. Doing so will help us keep pace with other institutions, including our benchmark 25. Universities that have made the same change in recent years, including New York University and Vanderbilt University, have enjoyed great success. The MFA program at Vanderbilt, for instance, is only four years old but has already been ranked at number 14 among the top 74 MFA programs ranked by *Poets & Writers*. (Last year Vanderbilt received approximately 700 applications for the MFA degree and accepted 6 fully funded students. Our MA in creative writing, on the other hand, received only 18 applications during the same year. Four of these 18 students were admitted with funding.)³

- Student Demand.** Demand for the MFA degree, as reflected both in the expansion in the number of MFA programs and in the number of applicants to such programs, is high nationwide. In an informal survey that we delivered to English faculty in creative writing at a number of institutions from the region and beyond, several respondents, including the directors of MFA programs at Harvard University, the University of Virginia, and the University of Mississippi, cited the huge disparity between the number of applications they receive and the number of students they are able to fund. Beth Ann Fennelly, for instance, the director of the MFA program at the University of Mississippi, writes that their program receives slightly fewer than 300 applications per year but only funds 8 students; while Jeb Livingood, associate director of the program at the University of Virginia, writes that last year his program received 640 applications but admitted only 10 students. Given such numbers, Livingood maintains, "we miss out on a tremendous number of excellent writers each year, writers who would relish the chance to attend a new program under the excellent faculty at UTK." Many creative writing faculty at smaller institutions in the region, including Berea College, Emory and Henry College, Lynchburg College, Union University, and the University of Central Arkansas, also indicated their support for an MFA program at UTK and their willingness to recommend their best undergraduate students in creative writing for such a program.
- Duplication.** The University of Memphis is the only public institution in Tennessee that currently offers the MFA degree. Its program is at number 60 in the top 74 programs ranked by *Poets & Writers*. It has roughly 60 students, some of whom are part time, and many of whom

³ It is worth noting that in the past, all of our applicants for the MA degree, irrespective of concentration, have competed against each other for graduate funding. This has put MA applicants in creative writing at a disadvantage, because given the declining demand for the MA in creative writing, such applicants are far outnumbered by MA applicants who wish to concentrate in the study of literature. Once we have an MFA program, this problem should disappear. Because there is much greater demand for the MFA than for the MA in creative writing, we anticipate a much larger volume of applicants. But since these applicants would not be competing for funding against students wishing to study literature at the MA level, there should be no problem with ensuring 5 funded admissions per year.

are not fully funded. Memphis's MFA program receives 55-60 applications per year—a relatively small pool that is probably the result of a lack of funding opportunities—and accepts 12-14 students per year. While the MFA program at Memphis begins to address a perceived need—demand for the MFA degree is high everywhere—we believe that the flagship university of Tennessee, with its specific charge to achieve the excellence of a Top 25 public research institution, needs to have a program that is much more selective, fully funded, and, accordingly, better able to place its graduates in tenure-track creative writing jobs or in high-quality PhD programs in creative writing. We plan to admit 5 MFA students with full funding per year, and, in rare cases, the occasional highly qualified student who does not request funding. Funding will be accomplished through the reallocation of a number of existing tuition waivers and graduate stipends that are currently reserved for MA students in all concentrations. It is conceivable that competition with a new program at UTK might help to produce a stronger pool of applicants for the University of Memphis as well.

XI. DIVERSITY AND ACCESS

Because the proposed MFA degree requires writing workshops and a community of writers in residence, there are no plans to offer distance learning. The English Department's Graduate Admissions Committee, however, as well as the Admissions and Placement Coordinator and the Director of Graduate Studies, work to identify applicants to the program from diverse backgrounds and to take the benefits of such diversity into account in their deliberations. The Director of Graduate Studies, for instance, nominates strong applicants who might qualify for the Graduate Diversity Enhancement Fellowships, which are awarded annually by the Graduate School and which provide a year's worth of financial support beyond the stipends offered by the Department of English. The Hodges Better English Fund (described above in "Support Resources") also offers the W.E.B. Du Bois Fellowship for African American students in the graduate program, which provides an additional \$2,500 per year beyond the amount of the standard stipend. (The Du Bois fellowship is renewable upon demonstration of solid performance and progress toward a graduate degree.) The Department's efforts to increase diversity among its students is in keeping with UTK's own solid commitment to do so—a commitment most recently underscored by the hiring of Rickey L. Hall as the university's new Vice Chancellor for Diversity.

XII. EVALUATION AND ACCREDITATION

- **Evaluation of Faculty Teaching.** All students who take graduate courses in the Department of English are asked to complete electronic evaluations of their professors through the Student Assessment of Instruction System. The results of these evaluations are archived, and they play a significant role in the Department Head's annual evaluation of each professor, which is forwarded to the College of Arts and Sciences. Professors in the department are also evaluated by their peers periodically. The Department of English currently has a fixed schedule of such peer evaluation for professors at the assistant and associate levels; the College of Arts and Sciences is in the process of formulating a similar schedule for all professors that will apply to all departments in the college.

- **Evaluation of Student Success.** Beyond the successful completion of degree requirements, students in the proposed MFA program will be judged by their success on the academic job market. When universities and colleges hire professors of creative writing, they typically evaluate job candidates not only by the prestige of the program that awarded their MFAs, but also on the quantity and quality of their publications and the prestige of the venues in which these publications appear. Students in the MFA program, accordingly, will be strongly encouraged to submit their fiction and poetry to prestigious journals and other literary publishers as soon as possible. It is the responsibility of the Admissions and Placement Coordinator to provide advice to students about the job search and about publication opportunities. Records of students' publications, nationally competitive awards, and job placement are maintained in the English Department's database, and this information is shared with the College of Arts and Sciences so that the department's success in placing its candidates can be measured and appropriately publicized.
- **External Evaluations.** Every ten years, the English Department undergoes an external review by professors from an English Department in another research-intensive university, in order to identify its current strengths and weaknesses and to facilitate long-term planning. The Department's last such review took place in 2004; the next is scheduled for 2014. If the MFA program is approved, it will be scrutinized in all such external reviews in the future. *Poets and Writers Magazine*, a widely circulated journal for students and professors of creative writing, ranks MFA and PhD programs in creative writing on the basis of such factors as selectivity, level of funding, and success in placing candidates in desirable academic jobs. Once the MFA is in place, it too will be eligible for ranking.
- **Accreditation.** The AWP, the professional organization for creative writing programs, does not accredit institutions or programs. The proposed MFA degree will not require a SACS substantive change.

XIII. COST/BENEFIT

Expenditures will come from the reallocation of existing resources. No new funding will be required to meet start-up costs. The program will not require a new institutional unit, nor will it require new faculty hires in creative writing. Tuition waivers and stipends for MFA students who are funded will be reallocated from the pool of waivers and stipends currently available for MA students. The costs of this proposed program are included in the Financial Estimate Form in Appendix B.

XIV. LONG-TERM GOALS

During the site visit for the MFA degree in March 2013, Dr. Sidney Wade made a number of suggestions for the long-term development of the program, suggestions that we hope to implement as the degree establishes its reputation, as the Department of English refines its long-term strategic plan, and as economic resources become more available. In addition to raising,

over time, the stipend for first-year students in the program as described above (see section III, “Curriculum and Academic Standards,” under the heading “Responsibilities and Compensation of Teaching Assistants and Associates”), we hope to do the following over the next five to ten years:

- Expand course offerings for students in the MFA program, to include workshops in the Form of Fiction and Poetic Form, courses in literary translation, creative writing pedagogy, and digital media;
- In conjunction with these expanded offerings, develop new specializations or concentrations within the MFA that will further serve to distinguish the program and that might include Literary Translation, Publishing, and Digital Media Studies;
- Hire additional faculty with specializations in these areas, perhaps by exploring the possibility of joint hires with other departments or units within the University;
- Eventually expand the time of the degree itself from two years to three years, both in order to keep pace with emerging trends in the degree nationwide and to expand the possibilities that students in the program will have to hone their craft and gain varied kinds of teaching and internship experience.

XV. REFERENCES

Association of Writers and Writing Programs. *Program Director’s Handbook: Guidelines, Policies, and Information for Creative Writing Programs*. 2012. Available online at <https://www.awpwriter.org/application/public/pdf/DirectorsHandbook2012.pdf>.

Department of English, University of Tennessee—Knoxville. *Graduate Student Handbook*. 2012-2013. Available online at <http://web.utk.edu/~english/grad/gshandbook1213.pdf>.

APPENDIX A: COMPARISON OF THE PROPOSED MFA DEGREE WITH THE CURRENT MA WITH EMPHASIS IN CREATIVE WRITING

Summary of Requirements for the Proposed MFA (for more details, see pages 6-13 of this proposal):

To receive a Master of Fine Arts in Creative Writing, the Creative Writing Program proposes that students must complete a 30-hour, two-year program in residence at the University of Tennessee that culminates in the production of a creative thesis and a thesis defense. Students must also fulfill a foreign language requirement.

1. **Coursework.** The 30 hours of coursework should be divided as follows:
 - 12 hours of writing courses
 - 12 hours of courses in literature and/or rhetoric, writing, and linguistics
 - 6 hours of supervised thesis instruction

Students would normally enroll in 18 credit hours during their first year of study and 12 credit hours (including the six thesis hours) during their second year, when most students in the program would hold teaching appointments in addition to completing their coursework. Students in the program who hold such appointments would need to take three hours of English 505, Composition Pedagogy, as part of the 12 hours in literature and/or rhetoric, writing, and linguistics.

2. **Nature of MFA Thesis and Defense.** MFA candidates must complete a thesis project comprised of a book length manuscript of original creative writing. The MFA thesis will be defended in an oral presentation. The presentation will consist of a public reading from the thesis followed by a question-and-answer session open to the public as well as to the professorial committee.
3. **Foreign Language Requirement.** MFA candidates must demonstrate proficiency in one foreign language. This requirement can be fulfilled in one of the following ways:
 - Completion of a second year of language at college level with a grade of C or better. At UTK, the completion of the 200-level sequence in a foreign language fulfills this requirement. MFA students may fulfill this requirement with coursework taken in their undergraduate degree programs, whether at UTK or at another undergraduate institution. It is the responsibility of the Director of Graduate Studies to determine whether undergraduate coursework in a foreign language taken prior to enrollment in the MFA program fulfills this requirement.
 - Completion of French 302 or German 332 with a grade of B or better during a student's tenure in the MFA program. These courses are offered regularly by the Department of Modern Foreign Languages and Literatures, and MFA students who receive funding will have their tuition fees for these courses covered by their tuition waivers.

- Passing a translation examination in an approved foreign language as administered at the University of Tennessee. These examinations are held three times a year, during the Fall, Spring, and Summer sessions.

Summary of Requirements for the Current MA in English with Emphasis in Creative Writing (taken from the Department of English's Graduate Handbook, 2011-2012, page 12):

MA in English with Concentration in Creative Writing Curriculum

1. A minimum of thirty hours in the Department of English beyond the BA degree.
 - Six hours at the 600 level.
 - Twelve additional hours at the 500-600 level. A student may apply only three hours of 593 (Independent Study) toward the MA in English. (Note: Writing students may substitute one 400-level writing course for one 500-level course.)
 - Six hours of graduate credit at any level, including the 400 level.
 - The above course work must include at least nine hours of creative writing classes.

In this course work, students must maintain at least a B average. Of the nine hours of required course work in Creative Writing, at least three hours must be taken at the 500 level; additional 500-level courses are strongly recommended. A student may apply only three hours of 593—Independent Study—toward the M.A. in English.

2. A creative thesis: a collection of poems or short stories, a short novel, a play, or a creative work of non-fiction prose are acceptable. In addition to the project director, two other English Department faculty members will supervise and approve the project.
3. Evidence of proficiency in one foreign language, to be fulfilled in one of the following ways:
 - Completion of a second year of language (or demonstration of competence on a waiver or proficiency examination) at college level with a grade of C or better. (NOTE: This method does not satisfy a PhD language requirement. The following two do.)
 - French 302 or German 332 at the University of Tennessee with a grade of B or better.
 - Passing the regular Ph.D. foreign language examination currently administered at the University of Tennessee.
 - Non-native-English speakers may offer a native language for completion of the language requirement for the MA. Note: A master's student who cannot demonstrate proficiency in any approved language under any of the available options within three attempts must leave the program without a degree.

A thesis defense and an oral final examination.

MA Comprehensive Examination

For Thesis Candidates

A candidate presenting a thesis or creative project must pass a ninety-minute oral examination focusing in part on the thesis but consisting chiefly of questions covering English and American literature. Reading lists for candidates in the English Literatures and Cultures and the Writing Rhetoric, and Linguistics concentrations are available from the Graduate Office, 306 McClung Tower and on the Department's Blackboard site. An M.A. with Creative Writing Option candidate may reduce the minimum English Literatures and Cultures reading list (available in the Graduate Office) by one-fifth but may not eliminate any one author or more than one entry from any one author. The revised reading list, after approval by the candidate's committee, must be submitted for approval to the Director of Graduate Studies at the time of application of candidacy (that is, by the end of the term before the term in which the student plans to graduate).

At least one hour of the oral examination should focus exclusively upon the literature outlined in the revised reading list. A thesis student who fails the oral examination may retake this examination once and must do so within one semester's time. A second failure will remove a student from the Master's program.

APPENDIX B: FINANCIAL ESTIMATE FORM

**THEC Financial Estimate Form
University of Tennessee Knoxville
Master of Fine Arts Degree (M.F.A.) -- Department of English**

Five-year projections are required for baccalaureate and post-baccalaureate programs and certificates. Three-year projections are required for associate degrees and undergraduate certificates. Projections should include cost of living increases per year.

| | <u>Year 1</u> | <u>Year 2</u> | <u>Year 3</u> | <u>Year 4</u> | <u>Year 5</u> |
|----------------------------------|--------------------------|--------------------------|--------------------------|--------------------------|--------------------------|
| I. Expenditures | | | | | |
| A. One-time Expenditures | | | | | |
| New/Renovated Space | N/A | N/A | N/A | N/A | N/A |
| Equipment | N/A | N/A | N/A | N/A | N/A |
| Library | N/A | N/A | N/A | N/A | N/A |
| Consultants | \$ 5,000 | N/A | N/A | N/A | N/A |
| Travel | N/A | N/A | N/A | N/A | N/A |
| Other | N/A | N/A | N/A | N/A | N/A |
| Sub-Total One-time | <u>\$ 5,000</u> | <u>N/A</u> | <u>N/A</u> | <u>N/A</u> | <u>N/A</u> |
| B. Recurring Expenditures | | | | | |
| Personnel | | | | | |
| Administration | | | | | |
| Salary | N/A | N/A | N/A | N/A | N/A |
| Benefits | N/A | N/A | N/A | N/A | N/A |
| Sub-Total Administration | <u>N/A</u> | <u>N/A</u> | <u>N/A</u> | <u>N/A</u> | <u>N/A</u> |
| Faculty | | | | | |
| Salary | \$ 398,662 | \$ 410,622 | \$ 422,941 | \$ 435,629 | \$ 448,698 |
| Benefits | N/A | N/A | N/A | N/A | N/A |
| Sub-Total Faculty | <u>\$ 398,662</u> | <u>\$ 410,622</u> | <u>\$ 422,941</u> | <u>\$ 435,629</u> | <u>\$ 448,698</u> |
| Support Staff | | | | | |
| Salary | N/A | N/A | N/A | N/A | N/A |
| Benefits | N/A | N/A | N/A | N/A | N/A |
| Sub-Total Support Staff | <u>N/A</u> | <u>N/A</u> | <u>N/A</u> | <u>N/A</u> | <u>N/A</u> |
| Graduate Assistants | | | | | |
| Stipend | \$ 42,460 | \$ 113,400 | \$ 116,800 | \$ 120,305 | \$ 123,910 |
| Benefits | \$ 6,540 | \$ 17,803 | \$ 18,693 | \$ 19,627 | \$ 20,608 |
| Tuition and Fees* (See Below) | \$ 69,009 | \$ 134,407 | \$ 141,125 | \$ 148,179 | \$ 155,589 |
| Sub-Total Graduate Assistants | <u>\$ 118,009</u> | <u>\$ 265,610</u> | <u>\$ 276,618</u> | <u>\$ 288,111</u> | <u>\$ 300,107</u> |
| Operating | | | | | |
| Travel | N/A | N/A | N/A | N/A | N/A |
| Printing | N/A | N/A | N/A | N/A | N/A |
| Equipment | N/A | N/A | N/A | N/A | N/A |
| Other | N/A | N/A | N/A | N/A | N/A |
| Sub-Total Operating | <u>N/A</u> | <u>N/A</u> | <u>N/A</u> | <u>N/A</u> | <u>N/A</u> |
| Total Recurring | <u>\$ 516,671</u> | <u>\$ 676,232</u> | <u>\$ 699,559</u> | <u>\$ 723,740</u> | <u>\$ 748,805</u> |
| TOTAL EXPENDITURES | <u>\$ 521,671</u> | <u>\$ 676,232</u> | <u>\$ 699,559</u> | <u>\$ 723,740</u> | <u>\$ 748,805</u> |
| (A+B) | | | | | |

*If tuition and fees for Graduate Assistants are included, please provide the following information.

| Base Tuition and Fees Rate | | | | | |
|-------------------------------|-----------|-----------|-----------|-----------|-----------|
| In-State | \$ 5,667 | \$ 5,950 | \$ 6,248 | \$ 6,560 | \$ 6,888 |
| Out of State | \$ 15,858 | \$ 16,651 | \$ 17,483 | \$ 18,357 | \$ 19,275 |
| Number of Graduate Assistants | | | | | |
| In-State | 1 | 3 | 3 | 3 | 3 |
| Out of State | 4 | 7 | 7 | 7 | 7 |

| II. Revenue | Year 1 | Year 2 | Year 3 | Year 4 | Year 5 |
|--|-------------------|-------------------|-------------------|-------------------|-------------------|
| Tuition and Fees ¹ | \$ - | \$ - | \$ - | \$ - | \$ - |
| Institutional Reallocations ² | \$ 521,671 | \$ 676,232 | \$ 699,559 | \$ 723,740 | \$ 748,805 |
| Federal Grants ³ | - | - | - | - | - |
| Private Grants or Gifts ⁴ | - | - | - | - | - |
| Other ⁵ | - | - | - | - | - |
| BALANCED BUDGET LINE | \$ 521,671 | \$ 676,232 | \$ 699,559 | \$ 723,740 | \$ 748,805 |

Notes

- In what year is tuition and fee revenue expected to be generated and explain any differential fees.
Tuition and fees include maintenance fees, out-of-state tuition, and any applicable earmarked fees for the program.
- Please identify the source(s) of the institutional reallocations, and grant matching requirements if applicable.

All money that would be used to fund M.F.A. students would be taken from existing funding lines and tuition waivers that are now used to fund M.A. students in English.
- Please provide the source(s) of the Federal Grant including the granting department and CFDA number.

Not applicable
- Please provide the name of the organization(s) or individual(s) providing grant(s) or gift(s).

Not applicable at this time
- Please provide information regarding other sources of the funding.

Not applicable

**APPENDIX H: LETTER OF SUPPORT FROM HEAD OF THE
DEPARTMENT OF ENGLISH**



Department of English
301 McChung Tower
Knoxville, TN 37996-0430
Phone: (865) 974-5401
Fax: (865) 974-6926
E-mail: english@utk.edu
<http://web.utk.edu/~english>

April 29, 2013

Dr. Katie High, Interim Vice President
Academic Affairs and Student Success
University of Tennessee
Campus 0149

Re: English Department MFA Proposal

Dear Dr. High:

I am writing in my capacity as Head of the English Department to assure you that we will be able to convert five graduate lines currently being used by M.A. students to M.F.A. lines when this program is approved. As Tom Haddock has already explained, we anticipate that our applications for this program will be even more robust than it currently is for our M.A. with Writing Emphasis. We look forward to accommodating this demand.

Thank you for your efforts on behalf of this important program.

Sincerely,

A handwritten signature in black ink that reads "Stanton B. Garner, Jr." in a cursive script.

Stanton B. Garner, Jr.
Professor and Head

cc: Tom Haddock

APPENDIX I: REPORT FROM CONSULTANT DR. SIDNEY WADE



College of Liberal Arts & Sciences
Department of English

4008 Turlington Hall
PO Box 117310
Gainesville, FL 32611-7310

22 March 2013

Katherine N. High, Ed.D.
Vice President for Academic Affairs and Student Success
The University of Tennessee 829 Andy Holt Tower
Knoxville TN 37996-0149

Dear Dr. High,

The following report represents my assessment and recommendations for the University of Tennessee--Knoxville's English Department, as it proposes to transition from offering an MA in Creative Writing to the professional terminal degree, the MFA. It is a distillation of information obtained from a constructive site visit on March 21, 2013.

1.1.20A Mission: The proposed program change will fulfill the missions of the University, the College of Arts and Sciences and the Creative Writing Program. For the University, it will significantly help advance the community in terms of artistic creation as well as providing a more appropriate professional degree to those who seek to teach Creative Writing. For the College, it will enhance the experience of students of Creative Writing in terms of their teaching and creative activity, and, depending on the specifics the program will engage in, can help in connecting MFA students with community outreach possibilities, increasing their civic contribution and professional experience. For the English Department and the MFA students themselves, it will help to improve the competitiveness of the MFA program nationally, as well as enable its candidates to compete successfully in the job market after graduation.

1.1.20B Curriculum: The curriculum requirements described in the proposal, 30 hours of coursework, are on the lower end of the scale of credit hours offered by various top-ranked national CRW programs. The *AWP Hallmarks of a Successful MFA Program in Creative Writing* recommends up to 48 hours for a two-year program, but in fact, as the proposal makes clear, there are many fine and highly ranked programs that require between 30 and 48 hours. What is important is balance in the mix of required literature classes, workshop hours, internship possibilities, and teaching experience afforded to the candidates. This varies from successful

program to successful program.

I recommend that in addition to the curricular requirements outlined in the proposal, the Department think about the possibility of offering workshops in Form--Forms of Fiction, Poetic Forms, as well as the Translation of Literature, in addition to the workshops and literature courses described in the proposal.

It is also of paramount importance that students in an MFA program be offered the opportunity to gain experience teaching Creative Writing courses as Teaching Assistants. I strongly recommend building this opportunity into the proposal.

I also recommend the Department consider eventually expanding to a three-year program, in which there will be, naturally, more room to fit in literary and teaching experiences, thus making their students even more competitive in the job market post graduation.

1.1.20C Academic Standards: The admissions requirements, as well as the retention and graduation standards outlined in the proposal, meet the rigorous standards common to the most competitive MFA programs in the country.

1.1.20D Faculty: The University of Tennessee--Knoxville's MA program in Creative Writing is fortunate in that it already has distinguished and nationally-recognized writers, including two young and dynamic new writers on staff. The addition of a Visiting Writers program, outlined in the proposal, will strengthen the already impressive faculty profile.

1.1.20E Library Resources: The existing library at the UTK offers extensive resources, both of the print and digital persuasions. They are certainly adequate to support a strong and nationally competitive MFA program.

1.1.20F Administration/Organization: The proposal will benefit from adding a description of the role of the Director of the Creative Writing Program and the administrative or secretarial support available to her/him.

1.1.20G Support Resources: The English Department at UTK publishes *Grist*, which can offer its MFA students internship experiences in running a literary magazine. This is often a strong drawing point for prospective students.

I recommend, in addition, that the proposal outline possible areas of specialization for its new MFA program, as this will serve to distinguish UTK's program on the national level from a great many other programs. UTK already has the resources that could provide valuable professional experience to its MFA students in the fields of the Translation of Literature, Publishing (using its connections to the University of Tennessee Press), Library resources, and Digital Media, for example. Drawing on one or more of these impressive resources will help enhance the program's attractiveness to prospective candidates as well as the eventual job prospects of its graduates.

The better programs around the country, with which UTK's new MFA will certainly be able to compete, if given the resources to do so, offer world-class Visiting Writers series, as well as opportunities for MFA students to meet with editors and agents in annual Editor/Agent weekends. The monetary outlay for these series is minimal, compared with the benefits.

The Hodges Better English Fund is a resource that might be more fully utilized in the funding of internship opportunities, and might, as well, offer assistance in providing funds for advertising the new program nationally.

I strongly recommend that the TA stipends offered by the program be commensurate with those of the most highly regarded programs in the country. If the stipends offered by UTK do not match them (averaging \$11,000 to \$16,000 per year, nationwide, with some exceptionally endowed institutions able to offer \$20,000 to \$23,000 per year), the program will fail to attract the most desirable candidates. If UTK can offer competitive stipends, the program will have a very good chance of attracting the most promising and desirable candidates.

1.1.20H Facilities: The existing facilities utilized by the current MA and PhD programs are adequate to the needs of the program. No new facilities will be needed.

1.1.20I Need and Demand: The MA is no longer a viable degree with which to pursue a career in teaching Creative Writing. Anyone interested in the field must obtain either an MFA, which is considered the terminal degree in the profession, or a PhD, which only adds to the candidate's desirability in the job search. Creative Writing is still a growth industry, even in the face of the continuing general decline in the Humanities at large. The undergraduate CRW major continues to grow in numbers around the country on the state as well as the national level, and this in turn feeds the demand for the terminal degree. The AWP membership and convention numbers have risen every year since the 1980's and show no evidence of slowing in their growth.

1.1.20J No Unnecessary Duplication: The only other Creative Writing program in the public system, at The University of Memphis, does not have the resources at the moment to offer a competitive MFA program. Many of its students are part-time and most are not fully funded. This proposal does not duplicate the efforts of any existing public institution in the state.

1.1.20K Cooperating Institutions: Possible cooperating institutions might include the UT Library for internships for grad students; Public schools K-12 for Writers-in-the-schools internships for graduate students, and the already established Young Writers' Program; the UT Press, also for internships.

1.1.20L Diversity and Access: The Department has a solid commitment to increasing diversity in its program and workshops, as do the College and the University at large. The Graduate School and Hodges Better English Fund offer Graduate Diversity Enhancement Fellowships as well as the W.E.B. Du Bois Fellowships for African American students.

1.1.20M Assessment/Evaluation and Accreditation: The proposal adequately outlines plans for the effective evaluation of Faculty Teaching and Student Success. It also provides for the process of External Evaluations every 10 years. The AWP, the professional organization for Creative Writing programs, does not accredit MFA programs, and the proposed MFA degree will not require a SACS substantive change.

1.1.20N Cost/Benefit: The proposal outlines its attempt to remain revenue-neutral in the shift from the MA to the MFA program. In fact, if the program desires to attract the best of the national MFA candidate pool, which it certainly should attempt to do, a slight rise in investment in the program may be necessary. The benefits, however, will largely outweigh the costs. If UTK is committed to the Top 25 efforts, including the MFA program in its restructuring efforts would offer great benefits to the University and to the community at large. As I've mentioned previously, MFA and Creative Writing continue to comprise growing elements in an otherwise struggling Liberal Arts landscape. It is up to the College, the University, and the State to make the right investments, and this seems like the optimal time to do it.

In closing, I'd like to emphasize how rewarding it was to observe the support the University, at every level, offers in regards to this proposal. At the levels of Chancellor, Provost, College Deans, and Department, there appears to be universal enthusiasm, and they have good reason. This is the right time, as the University commits itself to the Top 25 initiative, to undertake the promotion of an already well-established program and to invest in its improvement. The possibilities for future funding are also evident--if funding efforts coalesce, an endowed professorship, and/or a series of endowed graduate fellowships will certainly add to the profile of the prospective UTK MFA in Creative Writing program.

And one last recommendation, inspired by THEC's Betty Dandridge Johnson's sensitive and wise suggestion: interim students, those admitted this year as MA candidates, should be fully apprised of the change of system, if/as it occurs, and possibly offered compensation for the extra fees they might incur if the switch from the requirements of the MA to the MFA were to become, in fact, a de facto program change.

Sincerely yours,

Sidney Wade
Professor, Creative Writing, University of Florida
Poetry Editor, *Subtropics*
former President, Association of Writers and Writing Programs

THE UNIVERSITY OF TENNESSEE
BOARD OF TRUSTEES

ACTION ITEM

DATE: June 20, 2013

COMMITTEE: Academic Affairs and Student Success

CAMPUS/UNIT: UTK

ITEM: **UTK Faculty Handbook Revisions**

RECOMMENDATION: Approval

PRESENTED BY: Katherine N. High, Vice President for
Academic Affairs and Student Success

The UTK Faculty Handbook (applicable also to the faculty of UTIA and UTSI) includes the framework for appointment, renewal, and evaluation of non-tenure-track faculty, who typically have a primary responsibility in teaching, research or clinical roles. However, this position classification does not reflect the range of activities of many faculty hired in applied and professional disciplines such as engineering, law, nursing and business. In these and other colleges, faculty may be hired for their professional expertise in the field and their ability to teach students and/or conduct research relevant to professional practice. To provide a clear and appropriate framework for these professional experts, a non-tenure-track “faculty of practice” category is proposed. The proposed Faculty Handbook revisions add the basic criteria for the Instructor of Practice, Assistant Professor of Practice, Associate Professor of Practice and Professor of Practice to the existing non-tenure-track position descriptions.

The proposed revisions presented on the following pages have been approved by the Faculty Senate and Chancellors Arrington and Cheek. The proposed revisions have been further reviewed and are recommended for approval by the General Counsel and Secretary, the Vice President for Academic Affairs and Student Success, and the President.

MOTION:

That the UTK Faculty Handbook revisions regarding Non-Tenure-Track Faculty of Practice positions be approved.

Revisions to the UTK Faculty Handbook¹

New language = underlined

Deleted language = ~~strikethrough~~

Revision #1

4.1 Appointment and Renewal of Faculty to Non-Tenure-Track Positions

4.1.1 Non-Tenure-Track Teaching Positions

4.1.2 Non-Tenure-Track Research Positions

4.1.3 Non-Tenure-Track Clinical Positions

4.1.4 Non-Tenure-Track Faculty of Practice Positions

Non-tenure-track faculty of practice are appointed to meet instructional and research needs, with the specific intent of bringing practicing professionals into the classroom and research laboratories. Department and college bylaws establish standards and procedures relating to searches for and promotion of faculty of practice.

All non-tenure-track faculty of practice appointments will be made for a definite term of up to five years.

The following ranks or titles may be assigned to non-tenure-track faculty of practice: instructor of practice, assistant professor of practice, associate professor of practice, professor of practice.

Revision #2

4.2. Criteria for Appointment to Faculty Rank

4.2.1 Non-Tenure-Track Teaching Faculty

4.2.2 Non-Tenure -Track Research Faculty

4.2.3 Non-Tenure-Track Clinical Faculty

4.2.4 Non-Tenure-Track Faculty of Practice

Instructor of Practice: This rank is for those who have completed a degree appropriate to the field or who are licensed or certified to practice the profession where appropriate. Individuals holding such positions demonstrate an ability to teach students in the practice of the profession.

Assistant Professor of Practice: This rank is for those who have completed a doctoral degree or terminal degree appropriate to the field or who are licensed or certified to practice the profession where

¹ The UTK Faculty Handbook applies to UTK, UTIA, and UTSI faculty. Revisions were proposed by the Faculty Affairs Committee of the Faculty Senate in coordination with campus administration; adopted by the Faculty Senate on March 4, 2013 and amended by the Faculty Senate on May 6, 2013.

appropriate. Individuals holding such positions demonstrate an ability to teach and/or conduct research based on their experience and practice in the profession.

Associate Professor of Practice: This rank is for those who have completed a doctoral degree or a terminal degree appropriate to the field or who are licensed or certified to practice the profession where appropriate. Individuals holding such positions have demonstrated practice in the profession and teaching and/or research abilities consistent with those for appointment at the rank of associate professor. A departmentally designated group of faculty will review and evaluate promotions to this rank in accordance with departmental and college bylaws.

Professor of Practice: This rank is for those who have completed a doctoral degree or a terminal degree appropriate to the field or who are licensed or certified to practice the profession where appropriate. Individuals holding such positions have demonstrated practice in the profession and teaching or research accomplishments consistent with those for appointment at the rank of professor. A departmentally designated group of faculty will review and evaluate promotions to this rank in accordance with departmental and college bylaws.

4.2.45 Adjunct Faculty

4.2.56 Visiting Faculty

4.2.67 Joint Faculty Appointments

Revision #3

4.3 Evaluation

As is the case for tenured and tenure-track faculty, the performance of all non-tenure-track faculty members will be evaluated annually, with a written record of the evaluation maintained in departmental and human resources files. The criteria for evaluating non-tenure-track faculty for purposes of hiring and retention must be adopted by a vote in accordance with departmental bylaws and made available to all faculty.

The annual performance review for retention should be based on the best practices guidelines for evaluating instruction, which are outlined in the *Manual for Faculty Evaluation* (probationary faculty section). In the case of non-retention, every effort should be made to notify the faculty member as soon as possible.

Research and clinical faculty and faculty of practice are subject to annual performance reviews appropriate to the positions and as outlined in departmental and college bylaws.

THE UNIVERSITY OF TENNESSEE
BOARD OF TRUSTEES

ACTION ITEM

DATE: June 20, 2013

COMMITTEE: Academic Affairs and Student Success

CAMPUS/UNIT: UTC

ITEM: **Revision of UTC Freshman Admission Requirements**

RECOMMENDATION: Approval

PRESENTED BY: Yancy Freeman, Assistant Provost for Enrollment Services
The University of Tennessee at Chattanooga

Two years ago, UTC increased its undergraduate admission requirements with the goal of increasing freshman retention. At that time, the leadership at UTC announced that the new admissions requirements would increase incrementally and strategically over the next several years.

UTC is now seeking approval to implement the second phase of the goal to increase retention – and ultimately graduation – through a number of strategies, one of which is the undergraduate admission requirement.

The current UTC admission requirement is:

18 ACT and 2.85 GPA or 21 ACT and 2.3 GPA

For Fall 2014, UTC proposes the following admission requirement:

18 ACT and 2.85 GPA or 21 ACT and 2.5 GPA

This is an incremental increase in the required GPA for a student who scores a 21 or higher on the ACT test. UTC data indicate students who have at least a 2.5 high school GPA have a 91% freshman retention rate, compared to 70% retention rate for those students who have less than a 2.5 GPA. This incremental change does not disproportionately impact any single demographic group.

This proposed change has been approved by the UTC Admissions Committee, Academic Standards Committee, Faculty Senate, the Full Faculty, the Provost, and the Interim Chancellor.

MOTION:

That the revised UTC freshman admission requirements for Fall 2014 be approved.

THE UNIVERSITY OF TENNESSEE
BOARD OF TRUSTEES

ACTION ITEM

DATE: June 20, 2013

COMMITTEE: Academic Affairs and Student Success

CAMPUS/UNIT: All

ITEM: **Tenure Recommendations**

RECOMMENDATION: Approval

PRESENTED BY: Joseph A. DiPietro, President

Board policy defines tenure as a principle that entitles a faculty member to continuation of his or her annual appointment until relinquishment or forfeiture of tenure, or until termination of tenure for adequate cause. The policy holds that a healthy tradition of academic freedom and tenure is essential to the proper functioning of a University. Faculty members eligible for tenure must serve a probationary period and must demonstrate continuing value to the institution.

Tenure is only granted by positive action by the Board of Trustees and is granted in a particular unit, department, school, or college of a campus. The following flowchart demonstrates the careful process that leads to the request for Board action to grant tenure. Following the flowchart is the list of faculty members recommended for tenure.

MOTION:

That the Board of Trustees grant tenure to the faculty members recommended by the President.

**THE UNIVERSITY OF TENNESSEE SYSTEM
TENURE PROCESS**

DEPARTMENT

- Tenured faculty in Department review each candidate's credentials (teaching, research, service) and make recommendation to Department Head; may solicit opinions of out-of-state faculty peers.
- Head evaluates potential candidates for tenure in light of above, personal knowledge of individuals, and the Department's needs.
- Transmits his/her (positive and negative) recommendations to Dean.

DEAN

- Evaluates Department Head's recommendations in light of personal knowledge of individuals and needs of the College or School, considers departmental faculty opinion, may use college-wide faculty advisory committee, may solicit opinions of out-of-state faculty peers.
- Approves, disapproves, or asks for departmental reconsideration.
- Transmits his/her (positive and negative) recommendations to Chief Academic Officer.

CHIEF ACADEMIC OFFICER

- Evaluates college/school recommendations in light of general knowledge of individuals and needs of the campus.
- Investigates any controversial recommendations in-depth.
- Discusses all recommendations with Chancellor, who is responsible for final campus recommendations.
- Approves, disapproves, or asks for Dean's reconsideration.
- Transmits his/her (positive and negative) recommendations to Chancellor/President.

CHANCELLOR

- Evaluates Chief Academic Officer's recommendations and discusses them with Chief Academic Officer.
- Approves, disapproves, or asks for Chief Academic Officer's reconsideration.
- Transmits his/her positive recommendations to Vice President for Academic Affairs.

VICE PRESIDENT FOR ACADEMIC AFFAIRS

- Evaluates campus recommendations to ensure that University policies regarding qualifications, evaluations, and review have been followed.
- Confers with Chief Academic Officers and/or Chancellors to resolve questions and to ensure that Chancellors fully support all recommendations for tenure.
- Discusses all recommendations for transmittal to the Board of Trustees.

PRESIDENT

- Discusses recommendations with Vice President for Academic Affairs, with special reference to any that merit special consideration.
- Authorizes Vice President for Academic Affairs to transmit President's recommendations to the Board of Trustees.
- Discusses the set of recommendations and its policy implications with the Board of Trustees.

BOARD OF TRUSTEES

- Has final authority to grant tenure to faculty members recommended by the President.

**THE UNIVERSITY OF TENNESSEE
RECOMMENDATIONS FOR TENURE
JUNE 20, 2013**

THE UNIVERSITY OF TENNESSEE AT CHATTANOOGA

| <u>Professor</u> | <u>Department/School/College/Unit</u> |
|----------------------|---------------------------------------|
| Angle, Steve | Chemistry |
| Frost, Linda | English |
| Hollingsworth, Danny | Accounting |
| Newman, James | Computational Engineering |
| Taylor, Lafayette | Computational Engineering |

| <u>Associate Professor</u> | |
|----------------------------|------------------------------|
| Cunningham, Chris | Psychology |
| Rausch, David | Education |
| Richards, Keith | Marketing & Entrepreneurship |

| <u>Assistant Professor</u> | |
|----------------------------|-------------------------------------|
| Baker, Sybil | English |
| Balazs, Thomas | English |
| Barbosa, Jose | Biological & Environmental Sciences |
| Carter, Pam | Education |
| Chatzimanolis, Stylianos | Biological & Environmental Sciences |
| Davies, Joshua | Modern Languages |
| Doolittle, Amy | Social Work |
| Jeffers, Gaye | Theatre & Speech |
| Kim, Jisook | Chemistry |
| Lewis, Phillip | Art |
| O'Brien, Elizabeth | Education |
| Ray, Steve | Theatre & Speech |
| Wingate, Kim | Education |

THE UNIVERSITY OF TENNESSEE INSTITUTE OF AGRICULTURE

| <u>Professor</u> | <u>Department/School/College/Unit</u> |
|-------------------|---------------------------------------|
| Grewal, Parwinder | Entomology & Plant Pathology |
| Hines, Melissa | Large Animal Clinical Sciences |
| Morgan, Mark | Food Science & Technology |
| Senseman, Scott | Plant Sciences |
| Stephenson, Laura | Family & Consumer Sciences |

| <u>Assistant Professor</u> | |
|----------------------------|---------------------------------------|
| Brosnan, James | Plant Sciences |
| Hawkins, Shawn | Biosystems Engineering & Soil Science |
| Velandia, Margarita | Agricultural & Resource Economics |
| Whittemore, Jacqueline | Small Animal Clinical Sciences |

THE UNIVERSITY OF TENNESSEE, KNOXVILLE

Professor

Babu, Suresh
 Khattak, Asad
 Kobza, John
 Noble, Charles

Department/School/College/Unit

Mechanical, Aero, Biomedical Engineering
 Civil & Environmental Engineering
 Industrial & Systems Engineering
 Marketing & Supply Chain Management

Associate Professor

Harrill, Paul
 Hulse, Timothy
 Jewel, Lucy
 Johnson, Jacqueline
 Mullikin, Lisa
 Noble, Stephanie

Art
 Psychology
 Law
 Mechanical, Aero, Biomedical Engineering
 Interior Design
 Marketing & Supply Chain Management

Assistant Professor

Armsworth, Paul
 Aydeniz, Mehmet
 Black, Monica
 Brown, Michelle
 Buckley, Kathleen
 Burr, Devon
 Campagna, Shawn
 Cherry, Christopher
 Childers, Courtney
 Class, Kevin
 Cooper, Matthew
 Dubreil, Sebastian
 Hardwig, William
 He, Quiang
 He, Wei
 Herndon, Hillary
 Jessup, Micah
 Kalas, Gregor
 Kavanagh, Katherine
 Kotowski, Michael
 Lee, Benjamin
 Li, Husheng
 Lima, Luiz
 Mannella, Norman
 Morrow, Jennifer
 Nicoara, Remus
 Preuss, Nathan
 Reynolds, Gregory
 Schaur, Georg
 Schweitzer, Jennifer

Ecology & Evolutionary Biology
 Theory & Practice in Teacher Education
 History
 Sociology
 Theatre
 Earth & Planetary Sciences
 Chemistry
 Civil & Environmental Engineering
 Advertising & Public Relations
 Music
 Psychology
 Modern Foreign Languages & Literatures
 English
 Civil & Environmental Engineering
 Materials Science & Engineering
 Music
 Earth & Planetary Sciences
 Architecture
 Nutrition
 Communication Studies
 English
 Electrical Engineering & Computer Science
 Economics
 Physics & Astronomy
 Educational Psychology & Counseling
 Mathematics
 Law Library
 Psychology
 Economics
 Ecology & Evolutionary Biology

THE UNIVERSITY OF TENNESSEE, KNOXVILLE (continued)

| <u>Assistant Professor</u> | <u>Department/School/College/Unit</u> |
|----------------------------|--|
| Shaw, J. Clerk | Philosophy |
| Shpak, Elena | Biochem, Cellular, Molecular Biology |
| Stewart, Michael | Music |
| Wang, Shanfeng | Materials Science & Engineering |
| Wolbers, Kimberly | Theory & Practice in Teacher Education |
| Yamamoto, Koichi | Art |
| Zhao, Xiaopeng | Mechanical, Aero, Biomedical Engineering |

THE UNIVERSITY OF TENNESSEE HEALTH SCIENCE CENTER

| <u>Professor</u> | <u>Department/School/College/Unit</u> |
|-------------------------|---------------------------------------|
| Dhand, Rajiv | Medicine |
| McCullers, Jonathan C. | Pediatrics |
| Migliorati, Cesar A. | Diagnostic Sciences & Oral Medicine |
| Papanicolaou, Andrew C. | Pediatrics |

| <u>Associate Professor</u> | |
|----------------------------|---------------|
| Huang, Eunice Y. | Surgery |
| Shah, Samir H. | Pediatrics |
| Steinle, Jena J. | Ophthalmology |

| <u>Assistant Professor</u> | |
|----------------------------|----------------------|
| Hamilton, David J. | Comparative Medicine |
| Rose, Jonathan Michael | Physical Therapy |
| Schroepfel, Thomas J. | Surgery |
| Thomas, Fridtjof | Preventive Medicine |

THE UNIVERSITY OF TENNESSEE AT MARTIN

| <u>Associate Professor</u> | <u>Department/School/College/Unit</u> |
|----------------------------|---|
| Kempf, Michael J. | Biological Sciences |
| Kilburn, Brandon R. | Management, Marketing, Computer Science & Information Systems |
| Kunkel, Curtis J. | Mathematics & Statistics |

| <u>Assistant Professor</u> | |
|----------------------------|---------------------|
| Rutledge, Tracy M. | Communications |
| Shaw, Donald | Biological Sciences |
| Spaulding, Michael W. | Educational Studies |
| Van Horn, Chara K. | Communications |
| Watts, Cherry | Educational Studies |

THE UNIVERSITY OF TENNESSEE
BOARD OF TRUSTEES

ACTION ITEM

DATE: June 20, 2013

COMMITTEE: Academic Affairs and Student Success

CAMPUS/UNIT: All

ITEM: **2013 Comprehensive Listing of Academic Programs**

RECOMMENDATION: Approval

PRESENTED BY: Katherine N. High, Vice President for
Academic Affairs and Student Success

The Comprehensive Listing of Academic Programs is a complete inventory of all academic programs offered by The University of Tennessee. The listing is organized by campus, college, department, major, sub-major (“concentration,” “option,” track,” etc.), and degree. It is updated each June. Each annual update is tied to internal and external reports, and so includes routine (non-substantive) name-changes, ongoing curricular adjustments, and other actions that do not require separate consideration and approval by the Board of Trustees. By approving the listing, the Board of Trustees makes its contents official. Upon approval by the Board, the listing is forwarded to THEC for its records.

Preceding the listing is a compilation of academic program terminations, inactivations, approvals, and reactivations from June 1980 to June 2013.

MOTION:

That the 2013 Comprehensive Listing of Academic Programs be approved and forwarded to the Tennessee Higher Education Commission.

**The University of Tennessee System
Academic Program Terminations & Inactivations
June 1980 –June 2013**

| UT at Chattanooga | | |
|---|---------------|-------------|
| Program | Action | Date |
| BS with a Major in Office Administration | Terminate | 10/83 |
| Certificate in Office Administration | Terminate | 10/83 |
| BS with a major in Health & Physical Education | Terminate | 2/84 |
| BA with a major in Social Work | Terminate | 6/85 |
| BS with a major in Early Childhood & Elementary Education | Terminate | 6/91 |
| BA with a major in American Studies | Terminate | 6/96 |
| MPT in Physical Therapy | Terminate | 6/02 |
| BOT in Occupational Therapy | Terminate | 6/03 |
| BS with a major in Medical Technology | Terminate | 6/08 |
| BS with a major in Human Ecology | Terminate | 6/08 |
| BS with a major in Foreign Language Education K-12 | Terminate | 6/10 |
| BS with a major in Theatre Education | Terminate | 6/10 |
| BS with a major in Secondary Mathematics | Terminate | 6/10 |
| BS with a major in Secondary Natural Sciences | Terminate | 6/10 |
| BS/BM with a major in Music Education | Terminate | 6/10 |
| | | |
| Total Terminations/Inactivations: 15 | | |

| UT Knoxville | | |
|--|---------------|-------------|
| Program | Action | Date |
| 2 year Certificate in Office Administration | Terminate | 1/81 |
| MS with a major in Radiation Biology | Terminate | 6/81 |
| PhD with a major in Radiation Biology | Terminate | 6/81 |
| MS with a major in Economics | Terminate | 6/82 |
| MACT with a major in Economics | Terminate | 6/82 |
| MACT with a major in History | Terminate | 6/82 |
| BSHE with a major in Interior Design & Housing | Terminate | 2/83 |
| MACT with a major in Chemistry | Terminate | 2/83 |
| MACT with a major in Biology | Terminate | 2/83 |
| BSBA with a major in Office Administration | Terminate | 2/83 |
| BSBA with a major in Business Education | Terminate | 2/83 |
| MS with a major in Distributive Education | Terminate | 6/83 |
| MA with a major in Art | Terminate | 6/83 |
| MACT with a major in Physics | Terminate | 6/83 |
| MACT with a major in Sociology | Terminate | 6/83 |

p. 1 Terminations/Approvals List updated 6/13/2013

| | | |
|---|-----------|-------|
| BSBA with a major in Banking | Terminate | 6/83 |
| BSBA with a major in Insurance | Terminate | 6/83 |
| BSBA with a major in Real Estate & Urban Development | Terminate | 6/83 |
| BAHE with a major in Interior Design and Housing | Terminate | 2/83 |
| MS with a major in Engineering Administration | Terminate | 10/83 |
| MACT with a major in English | Terminate | 6/84 |
| MACT with a major in Business Education | Terminate | 6/84 |
| PhD with a major in Health Education | Terminate | 6/84 |
| MACT with a major in German | Terminate | 10/84 |
| Certificate in Asian Studies | Terminate | 10/84 |
| DBA in Business Administration | Terminate | 6/85 |
| MA with a major in Mathematics | Terminate | 9/85 |
| BSHE Coordinated UG program in Dietetics | Terminate | 10/86 |
| PhD with a major in Spanish | Terminate | 10/86 |
| PhD with a major in German Languages and Literature | Terminate | 10/86 |
| ME with a major in Mechanical Engineering | Terminate | 1/87 |
| ME with a major in Aerospace Engineering | Terminate | 1/87 |
| ME with a major in Industrial Engineering | Terminate | 1/87 |
| BSEd with a major in Elementary Physical Education (K-8) | Terminate | 1/87 |
| BSEd with a major in Secondary Physical Education (7-12) | Terminate | 1/87 |
| MA with a major in Speech & Theatre | Terminate | 6/87 |
| ME with a major in Nuclear Engineering | Terminate | 6/87 |
| BSAg with a major in Agricultural Mechanization | Terminate | 9/88 |
| MS with a major in Adult Education | Terminate | 6/89 |
| MS with a major in Business Education | Terminate | 6/89 |
| MS with a major in Industrial Education | Terminate | 6/89 |
| BSED with a major in Dance | Terminate | 6/89 |
| ME with a major in Civil Engineering | Terminate | 9/89 |
| ME with a major in Electrical Engineering | Terminate | 9/89 |
| MS with a major in Food Science | Terminate | 10/90 |
| BSEd with a major in Elementary Education | Terminate | 6/91 |
| MS with a major in Music Education | Terminate | 6/92 |
| MA with a major in Music | Terminate | 6/93 |
| MS with a major in Art Education | Terminate | 6/93 |
| MS with a major in Food Service & Food Lodging Administration | Terminate | 6/96 |
| EdD with a major in Health Education | Terminate | 6/96 |
| MS with a major in Human Ecology | Terminate | 6/96 |
| EdD with a major in Human Resource Development | Terminate | 6/96 |
| MS with a major in Interior Design | Terminate | 6/96 |
| EdS with a major in Safety Education and Service | Terminate | 6/96 |
| EdS with a major in Vocational Education and Service | Terminate | 6/96 |
| MS with a major in Interior Design | Terminate | 6/97 |

| | | |
|--|-----------|-------|
| MS with a major in Human Ecology | Terminate | 6/97 |
| MS with a major in Food Service & Lodging Administration | Terminate | 6/97 |
| EdD with a major in Health Education | Terminate | 6/97 |
| EdD with a major in Human Resource Development | Terminate | 6/97 |
| BS with a major in Biochemistry | Terminate | 6/98 |
| MS with a major in Zoology | Terminate | 6/98 |
| MS with a major in Rehabilitation Counseling | Terminate | 6/98 |
| PhD with a major in Agriculture Economics | Terminate | 6/01 |
| BSEd with a major in Business/Marketing Education | Terminate | 6/01 |
| PhD with a major in Biomedical Sciences | Terminate | 3/03 |
| BSHE with a major in Business/Marketing Education | Terminate | 3/03 |
| BSHE with a major in Child Development | Terminate | 6/03 |
| BSEd with a major in Human Services | Terminate | 6/03 |
| MS with a major in Botany | Terminate | 6/05 |
| PhD with a major in Botany | Terminate | 6/05 |
| BSHE with a major in Community Health Education | Terminate | 6/05 |
| MS with a major in Health Promotion & Health Education | Terminate | 6/05 |
| BSBA with a major in Business Studies | Terminate | 6/06 |
| PhD with a major in Industrial Organizational Psychology | Terminate | 6/08 |
| BA with a major in Audiology | Terminate | 10/08 |
| BA with a major in Speech Pathology | Terminate | 10/08 |
| MA with a major in Speech Pathology | Terminate | 10/08 |
| AuD with a major in Audiology | Terminate | 10/08 |
| PhD with a major in Speech and Hearing Science | Terminate | 10/08 |
| MS with a major in Safety Education, Instructional Technology, Health & Cultural Studies | Terminate | 6/09 |
| MSP with a major in Planning | Terminate | 6/09 |
| BA Individualized Program | Terminate | 6/11 |
| BS with a major in Engineering Physics | Terminate | 6/11 |
| MS with a major in Polymer Engineering | Terminate | 6/12 |
| PhD with a major in Polymer Engineering | Terminate | 6/12 |
| | | |
| Total Terminations/Inactivations: 87 | | |

| UT at Martin | | |
|--|------------|-------|
| Program | Action | Date |
| BSN with a major in Nursing | Terminate | 6/80 |
| BSBA with a major in Business – Foreign Studies | Terminate | 10/83 |
| Master of Accountancy with a major in Accounting | Inactivate | 2/84 |
| BSCJ with a major in Criminal Justice (external) | Terminate | 6/84 |
| BSBA with a major in Health Service management | Inactivate | 10/84 |
| BSBA with a major in Business Education | Terminate | 1/85 |

| | | |
|---|------------|------|
| MBA with a major in Business Administration | Inactivate | 6/85 |
| BSAg with a major in Agriculture Education | Terminate | 6/85 |
| BSHE with a major in Home Economics Education | Terminate | 6/87 |
| BSBA with a major in Health Services Management | Terminate | 6/89 |
| BSED with a major in Early Childhood Education | Terminate | 6/91 |
| AAN with a major in Nursing | Terminate | 2/90 |
| MSEd with a major in Educational Psychology & Guidance | Inactivate | 6/92 |
| MSEd with a major in Educational Administration & Supervision | Inactivate | 6/92 |
| BSEd with a major in Secondary Physics | Terminate | 6/94 |
| BA with a major in Biology | Terminate | 6/95 |
| BSEd with a major in Art Education | Terminate | 6/96 |
| BS in Public Administration with a major in Public Administration | Terminate | 6/97 |
| BSEd with a major in Secondary German | Terminate | 6/98 |
| BS with a major in Music | Terminate | 6/01 |
| BA with a major in Economics | Terminate | 3/03 |
| BS with a major in Economics | Terminate | 3/03 |
| Master of Accountancy (MAc) | Terminate | 6/06 |
| BS with a major in Health Sciences | Terminate | 6/09 |
| | | |
| Total Terminations/Inactivations: 24 | | |

| UT Health Science Center | | |
|---|---------------|-------------|
| Program | Action | Date |
| 1 year Certificate for Nurse Practitioners | Terminate | 10/80 |
| BS with a major in Radiation Technology | Terminate | 1/81 |
| Certificate in Microbiology | Terminate | 6/82 |
| BS with a major in Pharmacy | Terminate | 10/83 |
| Certificate in Clinical Immunohematology | Terminate | 6/89 |
| MS with a major in Drug & Material Toxicology | Terminate | 6/89 |
| PhD with a major in Drug & Material Toxicology | Terminate | 6/89 |
| PhD with a major in Health Science Administration | Inactivate | 2/94 |
| BA with a major in Biology | Terminate | 6/95 |
| MS with a major in Medicinal Chemistry | Terminate | 6/96 |
| MS with a major in Pharmaceuticals | Terminate | 6/96 |
| BS in Nursing with a major in Nursing | Inactivate | 6/97 |
| BS in Public Administration with a major in Public Administration | Terminate | 6/97 |
| BSPT with a major in Physical Therapy | Terminate | 6/98 |
| MPT with a major in Physical Therapy | Terminate | 6/01 |
| BOT with a major in Occupational Therapy | Terminate | 10/03 |

| | | |
|--|------------|------|
| BS with a major in Health Informatics | Terminate | 6/09 |
| BSN with a major in Nursing | Inactivate | 6/11 |
| BSHIIM with a major in Health Informatics & Information Management | Inactivate | 6/12 |
| | | |
| Total Terminations/Inactivations: 19 | | |

**The University of Tennessee System
Academic Program Approvals and Reactivations
June 1980 –June 2013**

| UT at Chattanooga | | |
|--|----------|-------|
| Program | Action | Date |
| MS with a major in Computer Science | Approval | 2/81 |
| BSW with a major in Social Work | Approval | 9/81 |
| MA with a major in English | Approval | 5/83 |
| MPA with a major in Public Administration | Approval | 7/85 |
| MS with a major in Engineering Management | Approval | 8/89 |
| BS with a major in Physical Therapy | Approval | 10/89 |
| MSN with a major in Nursing | Approval | 8/90 |
| MAcc with a major in Accounting | Approval | 8/92 |
| BS with a major in Legal Assistant Studies | Approval | 9/94 |
| MS with a major in Environmental Science | Approval | 7/96 |
| BSOT with a major in Occupational Therapy | Approval | 11/96 |
| MS with a major in Athletic Training | Approval | 7/97 |
| EdS with a major in Advanced Educational Practice, Concentration in Educ Tech | Approval | 7/98 |
| DPT Physical Therapy | Approval | 10/02 |
| PhD with a major in Computational Engineering | Approval | 10/03 |
| EdD with a major in Learning & Leadership | Approval | 6/04 |
| MS Electrical Engineering with a major in Electrical Engineering | Approval | 3/06 |
| MS Mechanical Engineering with a major in Mechanical Engineering | Approval | 3/06 |
| MS with a major in Athletic Training | Approval | 10/08 |
| MS with a major in Mathematics | Approval | 2/09 |
| BSCE with a major in Civil Engineering | Approval | 6/09 |
| BSChE with a major in Chemical Engineering | Approval | 6/09 |
| DNP with a major in Nursing Practice | Approval | 6/10 |
| Doctor of Occupational Therapy (DOT) | Approval | 6/12 |
| Bachelor of Integrated Studies (BIS) | Approval | 6/12 |
| Total Approvals/Reactivations: 25 | | |

p. 5 Terminations/Approvals List updated 6/13/2013

| UT Knoxville | | |
|--|---------------|-------------|
| Program | Action | Date |
| BSID with a major in Interior Design | Approval | 7/80 |
| BS with a major in Hotel & Restaurant Administration | Approval | 7/80 |
| PhD with a major in Food Technology & Science | Approval | 5/81 |
| MS with a major in Life Sciences | Approval | 9/81 |
| PhD with a major in Life Sciences | Approval | 9/81 |
| BS with a major in Biochemistry | Approval | 3/84 |
| BFA with a major in Graphic Design/Illustration | Approval | 9/84 |
| PhD with a major in Computer Science | Approval | 1/86 |
| PhD with a major in Modern Foreign Languages | Approval | 7/86 |
| BA with a major in Speech | Approval | 4/87 |
| BA with a major in Theatre | Approval | 4/87 |
| PhD with a major in Nursing (joint with Memphis) | Approval | 7/88 |
| MArch with a major in Architecture | Approval | 8/92 |
| BSCPE Computer Engineering | Approval | 10/99 |
| PhD with a major in Natural Resources | Approval | 4/01 |
| AuD with a major in Audiology | Approval | 6/01 |
| PhD with a major in Industrial Engineering | Approval | 3/04 |
| MS with a major in Computer Engineering | Approval | 6/04 |
| PhD with a major in Computer Engineering | Approval | 6/04 |
| MS with a major in Reliability & Maintenance Engineering | Approval | 6/06 |
| MALA with a major in Landscape Architecture | Approval | 6/08 |
| MLA with a major in Landscape Architecture | Approval | 6/08 |
| MSLA with a major in Landscape Architecture | Approval | 6/08 |
| BSAg with a major in Natural Resources & Environmental Economics | Approval | 10/08 |
| DNP with a major in Nursing Practice | Approval | 6/10 |
| PhD with a major in Energy Science and Engineering | Approval | 10/10 |
| DSW with a major in Social Work | Approval | 6/11 |
| | | |
| Total Approvals/Reactivations: 27 | | |

| UT at Martin | | |
|--|---------------|-------------|
| Program | Action | Date |
| BSSW with a major in Social Work | Approval | 2/81 |
| BSN with a major in Nursing | Approval | 7/99 |
| Master of Accountancy with a major in Accounting | Reactivation | 2/88 |
| Master of Business Administration | Reactivation | 2/88 |
| BSEd with a major in Art Education | Approval | 5/89 |
| BFA with a major in Fine and Performing Arts | Approval | 8/89 |

| | | |
|---|------------|-------|
| BA with a major in International Studies | Approval | 8/92 |
| BA with a major in Philosophy | Approval | 11/92 |
| MSEd with a major in Counseling (formerly titled Educational Psychology & Guidance) | Reactivate | 6/94 |
| BSE with a major in Engineering | Approval | 7/96 |
| MSAOM with a major in Ag Operations Management | Approval | 10/00 |
| | | |
| Total Approvals/Reactivations: 11 | | |

| UT Health Science Center | | |
|---|---------------|-------------|
| Program | Action | Date |
| PhD with a major in Health Sciences Administration | Approval | 11/87 |
| PhD with a major in Nursing (joint with Knoxville) | Approval | 7/88 |
| MSPT with a major in Physical Therapy | Approval | 2/90 |
| Dual Pharm D and PhD | Approval | 6/91 |
| PhD with a major in Health Science Administration | Reactivate | 2/95 |
| MS with a major in Biomedical Engineering (joint with University of Memphis) | Approval | 7/96 |
| PhD with a major in Biomedical Engineering (joint with University of Memphis) | Approval | 7/96 |
| MS with a major in Epidemiology | Approval | 7/97 |
| DNSc with a major in Nursing | Approval | 7/98 |
| MSCLS with a major in Clinical Laboratory Sciences | Approval | 7/98 |
| ScDPT with a major in Physical Therapy | Approval | 10/02 |
| DPT with a major in Physical Therapy | Approval | 3/03 |
| MOT with a major in Occupational Therapy | Approval | 10/03 |
| BSN with a major in Nursing | Reactivate | 10/03 |
| MSHIIM with a major in Health Informatics & Information Management | Approval | 10/05 |
| MSCP with a major in Cytopathology Practice | Approval | 10/05 |
| MS with a major in Speech-Language Pathology | Approval | 10/08 |
| AuD with a major in Audiology | Approval | 10/08 |
| PhD with a major in Speech and Hearing Science | Approval | 10/08 |
| Master of Medical Science – Physician Assistant | Approval | 11/12 |
| Total Approvals/Reactivations: 20 | | |

ACADEMIC PROGRAM SUMMARY

| Campus | # of Programs Terminated/Inactivated | # of Programs Approved/Reactivated |
|---------------|---|---|
| UTC | 15 | 25 |
| UTK | 87 | 27 |
| UTM | 24 | 11 |
| UTHSC | 19 | 20 |
| Total | 145 | 83 |

Board of Trustees Annual Meeting - Q. 2013 Comprehensive Listing of Academic Programs

UTC Comprehensive List of Academic Programs
June 2013

| College of Arts & Sciences | | | |
|---|---|--|---------|
| Department | Major | Submajor | Degree |
| Art | Art | | BA |
| Art | Art | Graphic Design | BFA |
| Art | Art | Painting & Drawing | BFA |
| Art | Art | Photography and Media Art | BFA |
| Art | Art | 3-D | BFA |
| Art | Art Education | | BS |
| Biological & Environmental Science | Biology | General Biology | BS |
| Biological & Environmental Science | Biology | Preprofessional | BS |
| Biological & Environmental Science | Biology | UTeach | BS |
| Biological & Environmental Science | UTeach Biology Certificate | | Gr Cert |
| Biological & Environmental Science | Environmental Science | | MS |
| Biological & Environmental Science | Environmental Science | Biology | BS |
| Biological & Environmental Science | Environmental Science | Chemistry | BS |
| Biological & Environmental Science | Environmental Science | Engineering Science | BS |
| Biological & Environmental Science | Environmental Science | Geographic and Cartographic Sciences | BS |
| Biological & Environmental Science | Environmental Science | Geology | BS |
| Biological & Environmental Science | Environmental Science | Mathematics | BS |
| Biological & Environmental Science | Environmental Science | Sociology & Anthropology | BS |
| Chemistry | Chemistry | Chemistry | BS |
| Chemistry | Chemistry | Biochemistry | BS |
| Chemistry | Chemistry | UTeach | BS |
| Chemistry | UTeach Chemistry Certificate | | Gr Cert |
| Communication | Communication | | BA |
| Criminal Justice | Criminal Justice | | BS |
| Criminal Justice | Criminal Justice | | MSCJ |
| Criminal Justice | Legal Assistant Studies | Legal Assistant Studies | BS |
| Criminal Justice | Legal Assistant Studies | Social Sciences | BS |
| Economics | Economics | | BA |
| Economics | Economics | | BS |
| English | English | Creative Writing | MA |
| English | English | Literary Study | MA |
| English | English | Rhetoric and Writing | MA |
| English | Writing and Rhetoric | | Gr Cert |
| English | English & American Language & Literature | English & American Language & Literature | BA |
| English | English & American Language & Literature | Rhetoric and Professional Writing | BA |
| English | English & American Language & Literature | Creative Writing | BA |
| Modern & Classical Languages & Literature | Modern & Classical Languages & Literature | French | BA |
| Modern & Classical Languages & Literature | Modern & Classical Languages & Literature | Greek & Latin | BA |
| Modern & Classical Languages & Literature | Modern & Classical Languages & Literature | Latin | BA |
| Modern & Classical Languages & Literature | Modern & Classical Languages & Literature | Spanish | BA |
| History | History | | BA |
| Integrated Studies | Integrated Studies | Integrated Studies | BIS |
| Integrated Studies | Integrated Studies | Professional Studies | BIS |

Board of Trustees Annual Meeting - Q. 2013 Comprehensive Listing of Academic Programs

UTC Comprehensive List of Academic Programs
June 2013

| College of Arts & Sciences | | | |
|--|--------------------------------------|--------------------------------------|---------|
| Department | Major | Submajor | Degree |
| Interdisciplinary Studies | Humanities | International Studies | BA |
| Interdisciplinary Studies | Humanities | Women's Studies | BA |
| Interdisciplinary Studies | Humanities | Liberal Arts | BA |
| Mathematics | Applied Mathematics | Actuarial Science | BS |
| Mathematics | Applied Mathematics | General Mathematics | BS |
| Mathematics | Applied Mathematics | UTeach | BS |
| Mathematics | Mathematics | | BA |
| Mathematics | UTeach Mathematics Certificate | | Gr Cert |
| Mathematics | Mathematics | Applied Mathematics | MS |
| Mathematics | Mathematics | Applied Statistics | MS |
| Mathematics | Mathematics | Algebra and Discrete Mathematics | MS |
| Mathematics | Mathematics | Education | MS |
| Music | Music | | BA |
| Music | Music | Instrumental Performance | BM |
| Music | Music | Instrumental Music Education | BM |
| Music | Music | Music Education | MM |
| Music | Music | Performance | MM |
| Music | Music | Theory & Composition | BM |
| Music | Music | Vocal Performance | BM |
| Music | Music Education | Vocal Music Education | BM |
| Philosophy & Religion | Philosophy & Religion | Combined Concentration | BA |
| Philosophy & Religion | Philosophy & Religion | Philosophy | BA |
| Philosophy & Religion | Philosophy & Religion | Religious Studies | BA |
| Physics, Geology & Astronomy | Geology | Geology | BS |
| Physics, Geology & Astronomy | Geology | Environmental Geology | BS |
| Physics, Geology & Astronomy | Geology | UTeach | BS |
| Physics, Geology & Astronomy | UTeach Geology Certificate | | Gr Cert |
| Physics, Geology & Astronomy | Physics | Physics | BS |
| Physics, Geology & Astronomy | Physics | Biophysics | BS |
| Physics, Geology & Astronomy | Physics | UTeach | BS |
| Physics, Geology & Astronomy | UTeach Physics Certificate | | Gr Cert |
| Political Sci, Public Admin & Nonprofit Mgmt | Political Science | American Studies | BS |
| Political Sci, Public Admin & Nonprofit Mgmt | Political Science | International & Comparative Studies | BS |
| Political Sci, Public Admin & Nonprofit Mgmt | Political Science | Legal Studies | BS |
| Political Sci, Public Admin & Nonprofit Mgmt | Political Science | Public Admin & Non-profit Management | BS |
| Political Sci, Public Admin & Nonprofit Mgmt | Political Science | Public Policy | BS |
| Political Sci, Public Admin & Nonprofit Mgmt | Public Administration | Public Administration | MPA |
| Political Sci, Public Admin & Nonprofit Mgmt | Public Administration | Local Government Management | MPA |
| Political Sci, Public Admin & Nonprofit Mgmt | Public Administration | Non-profit Management | MPA |
| Political Sci, Public Admin & Nonprofit Mgmt | Public Admin & Non-profit Management | | Gr Cert |
| Psychology | Psychology | | BA |
| Psychology | Psychology | | BS |
| Psychology | Psychology | Industrial/Organizational Psychology | MS |
| Psychology | Psychology | Research | MS |
| Sociology, Anthropology & Geography | Sociology & Anthropology | Anthropology | BA |
| Sociology, Anthropology & Geography | Sociology & Anthropology | Sociology | BA |
| Sociology, Anthropology & Geography | Sociology & Anthropology | Anthropology | BS |
| Sociology, Anthropology & Geography | Sociology & Anthropology | Sociology | BS |
| Theatre & Speech | Theatre | | BA |

**UTC Comprehensive List of Academic Programs
June 2013**

| College of Business | | | |
|------------------------------|-------------------------|---------------------------|---------------|
| Department | Major | Submajor | Degree |
| Accounting | Accountancy | | MACC |
| Accounting | Business Administration | Accounting | BS |
| Business Administration | Business Administration | Business Administration | MBA |
| Business Administration | Business Administration | Executive | MBA |
| Business Administration | Business Administration | Professional MBA | MBA |
| Business Administration | Business Analytics | | Gr Cert |
| Finance | Business Administration | Finance | BS |
| Management | Business Administration | General Management | BS |
| Management | Business Administration | Human Resource Management | BS |
| Management | Business Administration | Industrial Management | BS |
| Marketing & Entrepreneurship | Business Administration | Entrepreneurship | BS |
| Marketing & Entrepreneurship | Business Administration | Marketing | BS |

| College of Engineering & Computer Science | | | |
|--|---|------------------------------------|---------------|
| Department | Major | Submajor | Degree |
| Computer Science & Engineering | Computer Science | Computer Science | MS |
| Computer Science & Engineering | BioMedical Informatics | | Gr Cert |
| Computer Science & Engineering | Computer Networking | | Gr Cert |
| Computer Science & Engineering | Advanced Information Systems Security | | UG Cert |
| Computer Science & Engineering | Information Systems Security | | UG Cert |
| Computer Science & Engineering | Computer Science | Information Security and Assurance | BS |
| Computer Science & Engineering | Computer Science | Information Security and Assurance | MS |
| Computer Science & Engineering | Internet Application Programming | | Gr Cert |
| Computer Science & Engineering | Computer Science | Scientific Applications | BS |
| Computer Science & Engineering | Computer Science | Software Systems | BS |
| Computer Science & Engineering | Computer Science | UTeach | BS |
| Engineering | Computational Engineering | | PhD |
| Engineering | Chemical Engineering | | BSChE |
| Engineering | Civil Engineering | | BSCE |
| Engineering | Engineering | Computer Engineering | BSE |
| Engineering | Engineering | Chemical | MS |
| Engineering | Engineering | Civil | MS |
| Engineering | Engineering | Computational | MS |
| Engineering | Engineering | Electrical | BSEE |
| Engineering | Engineering | Electrical | MS |
| Engineering | Engineering | Environmental | BSE |
| Engineering | Engineering | Industrial | BSE |
| Engineering | Engineering | Industrial | MS |
| Engineering | Engineering | Mechanical | BSME |
| Engineering | Engineering | Mechanical | MS |
| Engineering | Engineering | Nuclear | BSE |
| Engineering | Engineering | UTeach | BSE |
| Engineering | Electrical Engineering Smart Grid Cert. | | Gr Cert |
| Engineering | Electrical Engineering Smart Power Distrib. | | Gr Cert |
| Engineering | Nuclear Engineering | | Gr Cert |
| Engineering | Power System Protection | | Gr Cert |
| Engineering | Sustainable Electrical Energy | | Gr Cert |

**UTC Comprehensive List of Academic Programs
June 2013**

| College of Engineering & Computer Science | | | |
|--|---|--------------------------|---------------|
| Department | Major | Submajor | Degree |
| Engineering | Engineering Management | Engineering Management | MS |
| Engineering | Engineering Management | Construction Management | MS |
| Engineering | Engineering Management | Power Systems Management | MS |
| Engineering | Engineering Management Construction Mgt. | | Gr Cert |
| Engineering | Fundamentals of Engineering Mngt | | Gr Cert |
| Engineering | Logistics & Supply Chain Management | | Gr Cert |
| Engineering | Engineering Mgt. Project & Technology Mgt | | Gr Cert |
| Engineering | Quality Management | | Gr Cert |
| Engineering | Engineering Mngt & Leadership Ethics | | Gr Cert |
| Engineering | Eng Mngt Power System Mngt | | Gr Cert |
| Engineering | Engineering Technology Management | Engineering Management | BS |
| Engineering | Engineering Technology Management | Construction Management | BS |

| College of Health, Education & Professional Studies | | | |
|--|-------------------------------|--|---------------|
| Department | Major | Submajor | Degree |
| Health and Human Performance | Health & Human Performance | Exercise Science: Pre-Professional | BS |
| Health and Human Performance | Health & Human Performance | Nutrition: Food & Nutrition | BS |
| Health and Human Performance | Health & Human Performance | Nutrition: Dietetics | BS |
| Health and Human Performance | Health & Human Performance | Health & Exercise Pedagogy K-12 | BS |
| Health and Human Performance | Health & Human Performance | Sport and Leisure Service Administration | BS |
| Health and Human Performance | Health & Human Performance | Exercise Science: Nutrition | BS |
| Health and Human Performance | Health & Human Performance | Dietetics | BS |
| Health and Human Performance | Health & Human Performance | Clinical Exercise Physiology | MS |
| Health and Human Performance | Health & Human Performance | Physical Activity and Health | MS |
| Health and Human Performance | Athletic Training | | MS |
| Education, School of | Advanced Educational Practice | Educational Leadership | EdS |
| Education, School of | Advanced Educational Practice | Instructional Leadership | EdS |
| Education, School of | Advanced Educational Practice | Principal Licensure | EdS |
| Education, School of | Advanced Educational Practice | School Psychology | EdS |
| Education, School of | Counseling | Clinical Mental Health Counseling | MEd |
| Education, School of | Counseling | School Counseling | MEd |
| Education, School of | Counseling | Clinical Mental Health Counseling | Gr Cert |
| Education, School of | Counseling | School Counseling | Gr Cert |
| Education, School of | Elementary Education | Urban Specialist | Gr Cert |
| Education, School of | Elementary Education | Early Childhood Education | MEd |
| Education, School of | Elementary Education | Elementary Education | MEd |
| Education, School of | Elementary Education | Licensure | MEd |
| Education, School of | Learning and Leadership | | EdD |
| Education, School of | School Leadership | | Gr Cert |
| Education, School of | School Leadership | Principal/Supervisor Licensure | MEd |
| Education, School of | School Leadership | Reading Specialist | MEd |
| Education, School of | School Leadership | Teacher Leadership | MEd |

UTC Comprehensive List of Academic Programs
June 2013

| College of Health, Education & Professional Studies | | | |
|--|------------------------------|--------------------------------|---------|
| Department | Major | Submajor | Degree |
| Education, School of | Secondary Education | The Arts | MEd |
| Education, School of | Secondary Education | Visual Art | MEd |
| Education, School of | Secondary Education | Health Education | MEd |
| Education, School of | Secondary Education | Licensure | MEd |
| Education, School of | Secondary Education | English | MEd |
| Education, School of | Secondary Education | Economics | MEd |
| Education, School of | Secondary Education | Geography | MEd |
| Education, School of | Secondary Education | History | MEd |
| Education, School of | Secondary Education | Political Science | MEd |
| Education, School of | Special Education | Early Childhood | MEd |
| Education, School of | Special Education | Mild Disabilities | MEd |
| Education, School of | English as a Second Language | | Gr Cert |
| Education, School of | Early Childhood | Child and Family Studies | BS |
| Education, School of | Early Childhood | Early Childhood Education | BS |
| Education, School of | Exceptional Learning: K-12 | | BS |
| Education, School of | Middle Grades Education | English | BS |
| Education, School of | Middle Grades Education | Mathematics | BS |
| Education, School of | Middle Grades Education | Natural Sciences | BS |
| Education, School of | Middle Grades Education | Social Sciences | BS |
| Education, School of | Secondary Education | English | BS |
| Education, School of | Secondary Education | Economics | BS |
| Education, School of | Secondary Education | Geography | BS |
| Education, School of | Secondary Education | History | BS |
| Education, School of | Secondary Education | Political Science | BS |
| Interior Design | Interior Design | | BS |
| Nursing, School of | Nursing | | BSN |
| Nursing, School of | Nursing | Administration | MSN |
| Nursing, School of | Nursing | Anesthesia | MSN |
| Nursing, School of | Nursing | Education | MSN |
| Nursing, School of | Nursing | Nursing Administration | MSN |
| Nursing, School of | Nursing | Family Nurse Practitioner | MSN |
| Nursing, School of | Nursing | Family Nurse Practitioner | DNP |
| Nursing, School of | Nursing | Nurse Anesthesia | DNP |
| Nursing, School of | Nursing | Nursing | DNP |
| Nursing, School of | Nursing | Nursing Administrative Systems | DNP |
| Nursing, School of | Family Nurse Practitioner | | Gr Cert |
| Nursing, School of | Health Care Informatics | | Gr Cert |
| Nursing, School of | Nursing Anesthesia | | Gr Cert |
| Nursing, School of | Nursing Education | | Gr Cert |
| Occupational Therapy | Occupational Therapy | | OTD |
| Physical Therapy | Physical Therapy | Physical Therapy | DPT |
| Physical Therapy | Physical Therapy | Post Professional | DPT |
| Physical Therapy | Rehabilitation Science | General | BS |
| Social Work | Social Work | | BSW |

**UTHSC Comprehensive List of Academic Programs
June 2013**

| College of Allied Health Sciences | | | |
|---|---------------------------------------|---------------------------------------|---------------|
| Department | Major | Submajor | Degree |
| Audiology & Speech Pathology | Audiology (Joint w/UTK) | | BSAP |
| Audiology & Speech Pathology | Audiology | 1) Traditional, 2) Post-Professional | AuD |
| Audiology & Speech Pathology | Audiology | | MS |
| Audiology & Speech Pathology | Speech-Language Pathology | Aural Re/habilitation | MSSLP |
| Clinical Lab Sciences | Clinical Laboratory Sciences | Advanced Practice | MSCLS |
| Clinical Lab Sciences | Cytopathology Practice | | MCP |
| Clinical Lab Sciences | Medical Laboratory Science | 1) Professional-entry, 2) MLT to MLS | BSMLS |
| Dental Hygiene | Dental Hygiene | | BSDH |
| Dental Hygiene | Dental Hygiene | | MDH |
| Health Informatics & Information Mgmt | Health Informatics & Information Mgmt | 1) Entry Level 2) Post-Graduate | MHIIM |
| Health Informatics & Information Mgmt | Health Informatics & Information Mgmt | | Gr Cert |
| Occupational Therapy | Occupational Therapy | | MOT |
| Physical Therapy | Physical Therapy | 1) Entry Level 2) Transitional | DPT |
| Physical Therapy | Physical Therapy | 1) Musculoskeletal or 2) Neurological | MSPT |
| Physical Therapy | Physical Therapy Science | | ScDPT |
| Physician Assistant Studies | Medical Science - Physician Assistant | | MMS-PA |
| College of Dentistry | | | |
| Department | Major | Submajor | Degree |
| Dentistry | Dentistry | Interdisciplinary | DDS |
| College of Graduate Health Science | | | |
| Department | Major | Submajor | Degree |
| Speech & Hearing Science | Speech & Hearing Science | Audiology | PhD |
| Speech & Hearing Science | Speech & Hearing Science | Hearing Science | PhD |
| Speech & Hearing Science | Speech & Hearing Science | Speech and Language Pathology | PhD |
| Speech & Hearing Science | Speech & Hearing Science | Speech-Language Science | PhD |
| Biomedical Engineering & Imaging | Biomedical Engineering (Joint w/UM) | Interdisciplinary | MS |
| Biomedical Engineering & Imaging | Biomedical Engineering (Joint w/UM) | Biomechanics | MS |
| Biomedical Engineering & Imaging | Biomedical Engineering (Joint w/UM) | Biomaterials and Regenerative Tech | MS |
| Biomedical Engineering & Imaging | Biomedical Engineering (Joint w/UM) | Biosensors and Electrophysiology | MS |
| Biomedical Engineering & Imaging | Biomedical Engineering (Joint w/UM) | Bioimaging | MS |
| Biomedical Engineering & Imaging | Biomedical Engineering (Joint w/UM) | Interdisciplinary | PhD |
| Biomedical Engineering & Imaging | Biomedical Engineering (Joint w/UM) | Biomechanics | PhD |
| Biomedical Engineering & Imaging | Biomedical Engineering (Joint w/UM) | Biomaterials and Regenerative Tech | PhD |
| Biomedical Engineering & Imaging | Biomedical Engineering (Joint w/UM) | Biosensors and Electrophysiology | PhD |
| Biomedical Engineering & Imaging | Biomedical Engineering (Joint w/UM) | Bioimaging | PhD |

UTHSC Comprehensive List of Academic Programs

June 2013

| College of Graduate Health Science | | | |
|------------------------------------|-----------------------------------|---|---------|
| Department | Major | Submajor | Degree |
| Dentistry | Dental Science | Orthodontics | MDS |
| Dentistry | Dental Science | Pediatric Dentistry | MDS |
| Dentistry | Dental Science | Periodontology | MDS |
| Dentistry | Dental Science | Prosthodontics | MDS |
| Dentistry | Dental Science | Endodontics | MDS |
| Interdepartmental | Biomedical Sciences | Cancer and Development Biology | MS |
| Interdepartmental | Biomedical Sciences | Cell Biology and Physiology | MS |
| Interdepartmental | Biomedical Sciences | Laboratory Research and Management | MS |
| Interdepartmental | Biomedical Sciences | Microbiology, Immunology and Biochemistry | MS |
| Interdepartmental | Biomedical Sciences | Molecular and Systems Pharmacology | MS |
| Interdepartmental | Biomedical Sciences | Neuroscience | MS |
| Interdepartmental | Biomedical Sciences | Cancer & Development Biology | PhD |
| Interdepartmental | Biomedical Sciences | Cell Biology & Physiology | PhD |
| Interdepartmental | Biomedical Sciences | Microbiology, Immunology and Biochemistry | PhD |
| Interdepartmental | Biomedical Sciences | Molecular and Systems Pharmacology | PhD |
| Interdepartmental | Biomedical Sciences | Neuroscience | PhD |
| Interdepartmental | Health Outcomes & Policy Research | Residency/Masters | MS |
| Interdepartmental | Health Outcomes & Policy Research | Health Systems Pharmacy Management | MS |
| Interdepartmental | Health Outcomes & Policy Research | Health Policy/Health Services Research | MS |
| Interdepartmental | Health Outcomes & Policy Research | Health Policy/Health Services Research | PhD |
| Interdepartmental | Health Outcomes & Policy Research | Pharmacoeconomics | PhD |
| Nursing Sciences | Nursing Sciences | | PhD |
| Pharmaceutical Sciences | Pharmaceutical Sciences | Medicinal Chemistry | MS |
| Pharmaceutical Sciences | Pharmaceutical Sciences | Pharmaceutics | MS |
| Pharmaceutical Sciences | Pharmaceutical Sciences | Medicinal Chemistry | PhD |
| Pharmaceutical Sciences | Pharmaceutical Sciences | Pharmaceutics | PhD |
| Preventive Medicine | Epidemiology | | MS |
| Pharmacology | Pharmacology | | MS |
| | | Clinical Research | Gr Cert |
| College of Medicine | | | |
| Department | Major | Submajor | Degree |
| Medicine/Ophthalmology | | Orthopist Fellowship | Gr Cert |
| Medicine | Medicine | | MD |

**UTHSC Comprehensive List of Academic Programs
June 2013**

| College of Nursing | | | |
|----------------------------|--------------|--|---------------|
| Department | Major | Submajor | Degree |
| Nursing | Nursing | 1) Accelerated BSN, 2) RN-to-BSN | BSN |
| Nursing | Nursing | Adult/Gerontology Acute Nurse Practitioner | DNP |
| Nursing | Nursing | Family Nurse Practitioner | DNP |
| Nursing | Nursing | Neonatal Nurse Practitioner | DNP |
| Nursing | Nursing | Nurse Anesthesia | DNP |
| Nursing | Nursing | Pediatric Nurse Practitioner | DNP |
| Nursing | Nursing | Psychiatric Mental Health Nursing | DNP |
| Nursing | Nursing | Clinical Nurse Leader | MSN |
| College of Pharmacy | | | |
| Department | Major | Submajor | Degree |
| Pharmacy | | Nuclear Pharmacy | Gr Cert |
| Pharmacy | Pharmacy | | PHARM.D |

Board of Trustees Annual Meeting - Q. 2013 Comprehensive Listing of Academic Programs

**UTK Comprehensive List of Academic Programs
June 2013**

| College of Agricultural Sciences & Natural Resources | | | |
|---|--|--|---------------|
| Department | Major | Submajor | Degree |
| Agricultural and Resource Economics | Food & Agricultural Business | Ag Equipment Systems Management | BSARE |
| Agricultural and Resource Economics | Natural Resource & Environmental Econ. | | BSARE |
| Agricultural and Resource Economics | Agricultural and Resource Economics | | MS |
| Agricultural and Resource Economics | Agricultural and Resource Economics | Agribusiness | MS-MBA |
| Agricultural and Resource Economics | Agricultural and Resource Economics | Agricultural Economics | MS |
| Agricultural and Resource Economics | Agricultural and Resource Economics | Natural Resource Economics | MS |
| Agricultural Leadership, Educ. & Comm. | Agricultural Leadership, Educ. & Comm. | Agricultural Communications | BSAG |
| Agricultural Leadership, Educ. & Comm. | Agricultural Leadership, Educ. & Comm. | Agricultural Education | BSAG |
| Agricultural Leadership, Educ. & Comm. | Agricultural Leadership, Educ. & Comm. | Agricultural Extension Education | BSAG |
| Agricultural Leadership, Educ. & Comm. | Agricultural Leadership, Educ. & Comm. | Agricultural Leadership | BSAG |
| Agricultural Leadership, Educ. & Comm. | Agricultural Leadership, Educ. & Comm. | Agricultural Science | BSAG |
| Agricultural Leadership, Educ. & Comm. | Agricultural Leadership, Educ. & Comm. | Agricultural Communications | MS |
| Agricultural Leadership, Educ. & Comm. | Agricultural Leadership, Educ. & Comm. | Agricultural Education | MS |
| Agricultural Leadership, Educ. & Comm. | Agricultural Leadership, Educ. & Comm. | Agricultural Leadership | MS |
| Agriculture & Natural Resources (Int. Dept.) | | International Agriculture and Natural Resources | |
| Animal Science | Animal Science | | PhD |
| Animal Science | Animal Science | | MS |
| Animal Science | Animal Science | Pre-Veterinary Medicine 3+1 | BSAN |
| Animal Science | Animal Science | Animal Industries | BSAN |
| Animal Science | Animal Science | Bioscience | BSAN |
| Animal Science | Animal Science | Pre-Veterinary Medicine | BSAN |
| Biosystems Engineering & Soil Science | Biosystems Engineering | | BSBSE |
| Biosystems Engineering & Soil Science | Biosystems Engineering | | MS |
| Biosystems Engineering & Soil Science | Biosystems Engineering | | PhD |
| Biosystems Engineering & Soil Science | Biosystems Engineering | Energy Science & Engineering | PhD |
| Biosystems Engineering & Soil Science | Biosystems Engineering | Pre-Professional | BSBSE |
| Biosystems Engineering & Soil Science | Biosystems Engineering Technology | | MS |
| Biosystems Engineering & Soil Science | Environmental & Soil Sciences | Agricultural Systems Technology | BSESS |
| Biosystems Engineering & Soil Science | Environmental & Soil Sciences | Conservation Agriculture & Envir. Sustainability | BSESS |
| Biosystems Engineering & Soil Science | Environmental & Soil Sciences | Construction Science | BSESS |
| Biosystems Engineering & Soil Science | Environmental & Soil Sciences | Environmental Science | BSESS |
| Biosystems Engineering & Soil Science | Environmental & Soil Sciences | Land Surveying | BSESS |
| Biosystems Engineering & Soil Science | Environmental & Soil Sciences | Off-Road Vehicle Technology | BSESS |
| Biosystems Engineering & Soil Science | Environmental & Soil Sciences | Soil Science | BSESS |
| Biosystems Engineering & Soil Science | Environmental & Soil Sciences | | MS |
| Biosystems Engineering & Soil Science | Land Surveying | | Gr Cert |
| Entomology & Plant Pathology | Entomology & Plant Pathology | Entomology | MS |
| Entomology & Plant Pathology | Entomology & Plant Pathology | Plant Pathology | MS |
| Food Science & Technology | Food Science & Technology | | MS |
| Food Science & Technology | Food Science & Technology | Food Chemistry | PhD |
| Food Science & Technology | Food Science & Technology | Food Microbiology | PhD |
| Food Science & Technology | Food Science & Technology | Food Processing | PhD |
| Food Science & Technology | Food Science & Technology | Pre-Pharmacy | BSFS |
| Food Science & Technology | Food Science & Technology | Pre-Pharmacy 3+1 | BSFS |
| Food Science & Technology | Food Science & Technology | Pre-Professional | BSFS |
| Food Science & Technology | Food Science & Technology | Pre-Professional 3+1 | BSFS |
| Food Science & Technology | Food Science & Technology | Science | BSFS |
| Food Science & Technology | Food Science & Technology | Technology | BSFS |
| Forestry, Wildlife, Fisheries | Forestry | | MS |
| Forestry, Wildlife, Fisheries | Forestry | Bio-Based Products & Wood Science & Technology | MS |
| Forestry, Wildlife, Fisheries | Forestry | Forest Resources Management | BSF |
| Forestry, Wildlife, Fisheries | Forestry | Wildland Recreation | BSF |
| Forestry, Wildlife, Fisheries | Forestry | Urban Forestry | BSF |
| Forestry, Wildlife, Fisheries | Natural Resources | Natural Resource Economics | PhD |

Board of Trustees Annual Meeting - Q. 2013 Comprehensive Listing of Academic Programs

**UTK Comprehensive List of Academic Programs
June 2013**

| College of Agricultural Sciences & Natural Resources | | | |
|---|------------------------------|-----------------------------------|---------------|
| Department | Major | Submajor | Degree |
| Forestry, Wildlife, Fisheries | Natural Resources | Wildlife Health | PhD |
| Forestry, Wildlife, Fisheries | Wildlife & Fisheries Science | Wildlife & Fisheries Management | BSWFS |
| Forestry, Wildlife, Fisheries | Wildlife & Fisheries Science | Wildlife Health | BSWFS |
| Forestry, Wildlife, Fisheries | Wildlife & Fisheries Science | | MS |
| Forestry, Wildlife, Fisheries | Wildlife & Fisheries Science | Wildlife Health | MS |
| Interdepartmental | Plants, Soils, and Insects | Bioactive Natural Products | PhD |
| Interdepartmental | Plants, Soils, and Insects | Crop Sciences | PhD |
| Interdepartmental | Plants, Soils, and Insects | Entomology | PhD |
| Interdepartmental | Plants, Soils, and Insects | Environmental and Soil Sciences | PhD |
| Interdepartmental | Plants, Soils, and Insects | Horticulture | PhD |
| Interdepartmental | Plants, Soils, and Insects | Integrated Pest Management | PhD |
| Interdepartmental | Plants, Soils, and Insects | Plant Breeding | PhD |
| Interdepartmental | Plants, Soils, and Insects | Plant Pathology | PhD |
| Interdepartmental | Plants, Soils, and Insects | Weed Science | PhD |
| Interdepartmental | Plants, Soils, and Insects | Plant Molecular Genetics | PhD |
| Plant Sciences | Plant Sciences | | MS |
| Plant Sciences | Plant Sciences | Crop Sciences | MS |
| Plant Sciences | Plant Sciences | Horticulture | MS |
| Plant Sciences | Plant Sciences | Plant Breeding | MS |
| Plant Sciences | Plant Sciences | Plant Molecular Genetics | MS |
| Plant Sciences | Plant Sciences | Weed Science | MS |
| Plant Sciences | Plant Sciences | Landscape Design | BSPS |
| Plant Sciences | Plant Sciences | Bioenergy | BSPS |
| Plant Sciences | Plant Sciences | Biotechnology | BSPS |
| Plant Sciences | Plant Sciences | Horticulture Science & Production | BSPS |
| Plant Sciences | Plant Sciences | Organic Production | BSPS |
| Plant Sciences | Plant Sciences | Public Horticulture | BSPS |
| Plant Sciences | Plant Sciences | Turfgrass Science & Management | BSPS |

| College of Architecture & Design | | | |
|---|------------------------------|---|---------------|
| Department | Major | Submajor | Degree |
| Architecture, School of | Architecture | | BArch |
| Architecture, School of | Architecture | Track 1 | MArch |
| Architecture, School of | Architecture | Track 1-Conservation and Stewardship | MArch |
| Architecture, School of | Architecture | Track 1-High Performance Buildings | MArch |
| Architecture, School of | Architecture | Track 1 - Sustainable Design | MArch |
| Architecture, School of | Architecture | Track 1 - Urban Design | MArch |
| Architecture, School of | Architecture | Track 2 | MArch |
| Architecture, School of | Architecture | Track 2 - Conservation and Stewardship | MArch |
| Architecture, School of | Architecture | Track 2 - High Performance Buildings | MArch |
| Architecture, School of | Architecture | Track 2- Sustainable Design | MArch |
| Architecture, School of | Architecture | Track 2- Urban Design | MArch |
| Architecture, School of | Architecture | Track 3 | MArch |
| Architecture, School of | Architecture | Track 3 - Conservation and Stewardship | MArch |
| Architecture, School of | Architecture | Track 3 - High Performance Buildings | MArch |
| Architecture, School of | Architecture | Track 3-Sustainable Design | MArch |
| Architecture, School of | Architecture | Track 3-Urban Design | MArch |
| Architecture, School of | Conservation and Stewardship | | Gr Cert |
| Architecture, School of | High Performance Buildings | | Gr Cert |
| Architecture, School of | Sustainable Design | | Gr Cert |
| Architecture, School of | Urban Design | | Gr Cert |
| Interior Design | Interior Design | | BSID |
| Landscape Architecture Program | Landscape Architecture | | MALA |
| Landscape Architecture Program | Landscape Architecture | | MSLA |
| Landscape Architecture Program | Landscape Architecture | Track 1 (first professional degree track) | MLA |
| Landscape Architecture Program | Landscape Architecture | Track 2 (post-professional degree track) | MLA |

Board of Trustees Annual Meeting - Q. 2013 Comprehensive Listing of Academic Programs

**UTK Comprehensive List of Academic Programs
June 2013**

| College of Arts & Sciences | | | |
|--|--|---|---------|
| Department | Major | Submajor | Degree |
| Anthropology | Anthropology | Anthropology | BA |
| Anthropology | Anthropology | Honors Anthropology | BA |
| Anthropology | Anthropology | Disasters, Displacement, & Human Rights | BA |
| Anthropology | Anthropology | Archaeology | MA |
| Anthropology | Anthropology | Biological Anthropology | MA |
| Anthropology | Anthropology | Cultural Anthropology | MA |
| Anthropology | Anthropology | Mediterranean Archaeology | MA |
| Anthropology | Anthropology | Zooarchaeology | MA |
| Anthropology | Anthropology | Archaeology | PhD |
| Anthropology | Anthropology | Biological Anthropology | PhD |
| Anthropology | Anthropology | Cultural Anthropology | PhD |
| Anthropology | Anthropology | Zooarchaeology | PhD |
| Anthropology | Disasters, Displacement & Human Rights | | Gr Cert |
| Art, School of | Art History | | BA |
| Art, School of | Art | | BA |
| Art, School of | Graphic Design | | BFA |
| Art, School of | Studio Art | Two-Dimensional Arts | BFA |
| Art, School of | Studio Art | Three-Dimensional Arts | BFA |
| Art, School of | Studio Art | Four-Dimensional Arts | BFA |
| Art, School of | Art | Ceramics | MFA |
| Art, School of | Art | Painting/Drawing | MFA |
| Art, School of | Art | Transmedia Design | MFA |
| Art, School of | Art | Printmaking | MFA |
| Art, School of | Art | Sculpture | MFA |
| Biochem & Cellular & Molecular Biology | Biochem & Cellular & Molecular Biology | | MS |
| Biochem & Cellular & Molecular Biology | Biochem & Cellular & Molecular Biology | | PhD |
| Biology, Division of | Biological Sciences | Biochem & Cellular & Molecular Biology | BS |
| Biology, Division of | Biological Sciences | Ecology & Evolutionary Biology | BS |
| Biology, Division of | Biological Sciences | Honors BioChem & Cellular & Molecular Biology | BS |
| Biology, Division of | Biological Sciences | Honors Ecology & Evolutionary Biology | BS |
| Biology, Division of | Biological Sciences | Honors Microbiology | BS |
| Biology, Division of | Biological Sciences | Microbiology | BS |
| Chemistry | Chemistry | | BS |
| Chemistry | Chemistry | Honors Chemistry | BS |
| Chemistry | Chemistry | | BSCH |
| Chemistry | Chemistry | Honors Chemistry | BSCH |
| Chemistry | Chemistry | Analytical Chemistry | MS |
| Chemistry | Chemistry | Environmental Chemistry | MS |
| Chemistry | Chemistry | Inorganic Chemistry | MS |
| Chemistry | Chemistry | Organic Chemistry | MS |
| Chemistry | Chemistry | Physical Chemistry | MS |
| Chemistry | Chemistry | Polymer Chemistry | MS |
| Chemistry | Chemistry | Analytical Chemistry | PhD |
| Chemistry | Chemistry | Chemical Physics | PhD |
| Chemistry | Chemistry | Environmental Chemistry | PhD |
| Chemistry | Chemistry | Inorganic Chemistry | PhD |
| Chemistry | Chemistry | Organic Chemistry | PhD |
| Chemistry | Chemistry | Physical Chemistry | PhD |
| Chemistry | Chemistry | Polymer Chemistry | PhD |
| Chemistry | Chemistry | Theoretical Chemistry | PhD |
| Classics | Classics | Classical Archaeology | BA |
| Classics | Classics | Honors Classical Archaeology | BA |
| Classics | Classics | Classical Civilization | BA |
| Classics | Classics | Greek | BA |
| Classics | Classics | Honors Classical Civilization | BA |
| Classics | Classics | Honors Greek | BA |
| Classics | Classics | Honors Latin | BA |
| Classics | Classics | Latin | BA |

Board of Trustees Annual Meeting - Q. 2013 Comprehensive Listing of Academic Programs

**UTK Comprehensive List of Academic Programs
June 2013**

| College of Arts & Sciences | | | |
|-----------------------------------|---------------------------------|---|--------|
| Department | Major | Submajor | Degree |
| College Scholars Program | College Scholars Program | | BA |
| Earth & Planetary Sciences | Geology & Environmental Studies | Environmental Studies | BS |
| Earth & Planetary Sciences | Geology & Environmental Studies | Honors Environmental Studies | BS |
| Earth & Planetary Sciences | Geology & Environmental Studies | Geology | BS |
| Earth & Planetary Sciences | Geology & Environmental Studies | Honors Geology | BS |
| Earth & Planetary Sciences | Geology | | MS |
| Earth & Planetary Sciences | Geology | | PhD |
| Ecology & Evolutionary Biology | Ecology & Evolutionary Biology | Behavior | MS |
| Ecology & Evolutionary Biology | Ecology & Evolutionary Biology | Ecology | MS |
| Ecology & Evolutionary Biology | Ecology & Evolutionary Biology | Evolutionary Biology | MS |
| Ecology & Evolutionary Biology | Ecology & Evolutionary Biology | Behavior | PhD |
| Ecology & Evolutionary Biology | Ecology & Evolutionary Biology | Ecology | PhD |
| Ecology & Evolutionary Biology | Ecology & Evolutionary Biology | Evolutionary Biology | PhD |
| Ecology & Evolutionary Biology | Ecology & Evolutionary Biology | Energy Science & Engineering | PhD |
| Economics (Intercollegiate) | Economics | | BA |
| Economics (Intercollegiate) | Economics | Honors Economics | BA |
| English | English | Creative Writing | BA |
| English | English | Honors Creative Writing | BA |
| English | English | Honors Individualized Program | BA |
| English | English | Honors Literature | BA |
| English | English | Honors Rhetoric & Writing | BA |
| English | English | Honors Technical Communication | BA |
| English | English | Individualized Program | BA |
| English | English | Literature | BA |
| English | English | Rhetoric & Writing | BA |
| English | English | Technical Communication | BA |
| English | English | | MA |
| English | English | Creative Writing | MA |
| English | English | Rhetoric, Writing & Linguistics | MA |
| English | English | Creative Writing | PhD |
| English | English | Literature, Criticism & Textual Studies | PhD |
| English | English | Rhetoric, Writing & Linguistics | PhD |
| Geography | Geography | | BA |
| Geography | Geography | Honors Geography | BA |
| Geography | Geography | | MS |
| Geography | Geography | | PhD |
| History | History | | BA |
| History | History | Honors History | BA |
| History | History | | MA |
| History | History | American | PhD |
| History | History | European | PhD |
| Interdepartmental/Intercollegiate | Life Sciences | Genome Science and Technology | MS |
| Interdepartmental/Intercollegiate | Life Sciences | Genome Science and Technology | PhD |
| Interdepartmental/Intercollegiate | Life Sciences | Plant Physiology & Genetics | MS |
| Interdepartmental/Intercollegiate | Life Sciences | Plant Physiology & Genetics | PhD |
| Interdisciplinary Programs | Interdisciplinary Programs | Africana Studies | BA |
| Interdisciplinary Programs | Interdisciplinary Programs | American Studies | BA |
| Interdisciplinary Programs | Interdisciplinary Programs | Asian Studies | BA |
| Interdisciplinary Programs | Interdisciplinary Programs | Comparative Literature | BA |
| Interdisciplinary Programs | Interdisciplinary Programs | Global Studies - Global Society & Culture Track | BA |
| Interdisciplinary Programs | Interdisciplinary Programs | Global Studies - Global Politics & Economy Track | BA |
| Interdisciplinary Programs | Interdisciplinary Programs | Judaic Studies | BA |
| Interdisciplinary Programs | Interdisciplinary Programs | Latin Amer. & Caribbean Studies-Brazilian Studies Track | BA |
| Interdisciplinary Programs | Interdisciplinary Programs | Latin Amer. & Caribbean Studies -General Studies Track | BA |
| Interdisciplinary Programs | Interdisciplinary Programs | Linguistics | BA |
| Interdisciplinary Programs | Interdisciplinary Programs | Medieval & Renaissance Studies | BA |

Board of Trustees Annual Meeting - Q. 2013 Comprehensive Listing of Academic Programs

**UTK Comprehensive List of Academic Programs
June 2013**

| College of Arts & Sciences | | | |
|--|---------------------------------------|---|---------|
| Department | Major | Submajor | Degree |
| Interdisciplinary Programs | Interdisciplinary Programs | Neuroscience | BA |
| Interdisciplinary Programs | Interdisciplinary Programs | Honors Neuroscience | BA |
| Interdisciplinary Programs | Interdisciplinary Programs | Sustainability | BA |
| Interdisciplinary Programs | Interdisciplinary Programs | Women's Studies | BA |
| Interdisciplinary Programs | Africana Studies | | Gr Cert |
| Interdisciplinary Programs | Social Theory | | Gr Cert |
| Interdisciplinary Programs | Linguistics | | Gr Cert |
| Interdisciplinary Programs | Medieval Studies | | Gr Cert |
| Interdisciplinary Programs | Women's Studies | | Gr Cert |
| Mathematics | Mathematics | | BS |
| Mathematics | Mathematics | Honors Mathematics | BS |
| Mathematics | Mathematics | | MM |
| Mathematics | Mathematics | | MS |
| Mathematics | Mathematics | Applied Mathematics | MS |
| Mathematics | Mathematics | | PhD |
| Mathematics | Mathematics | Mathematical Ecology/Evolution | PhD |
| Microbiology | Microbiology | | MS |
| Microbiology | Microbiology | | PhD |
| Modern Foreign Languages & Literatures | Modern Foreign Languages & Literature | French & Francophone Studies | BA |
| Modern Foreign Languages & Literatures | Modern Foreign Languages & Literature | Honors French & Francophone Studies | BA |
| Modern Foreign Languages & Literatures | Modern Foreign Languages & Literature | Language & World Business-French & Franc. Studies | BA |
| Modern Foreign Languages & Literatures | Modern Foreign Languages & Literature | Language & World Business - Chinese | BA |
| Modern Foreign Languages & Literatures | Modern Foreign Languages & Literature | Language & World Business - Japanese | BA |
| Modern Foreign Languages & Literatures | Modern Foreign Languages & Literature | Language & World Business - Portuguese | BA |
| Modern Foreign Languages & Literatures | Modern Foreign Languages & Literature | Honors German | BA |
| Modern Foreign Languages & Literatures | Modern Foreign Languages & Literature | Language & World Business - German | BA |
| Modern Foreign Languages & Literatures | Modern Foreign Languages & Literature | German Studies | BA |
| Modern Foreign Languages & Literatures | Modern Foreign Languages & Literature | German Language & Literature | BA |
| Modern Foreign Languages & Literatures | Modern Foreign Languages & Literature | Hispanic Studies | BA |
| Modern Foreign Languages & Literatures | Modern Foreign Languages & Literature | Language & World Business - Hispanic Studies | BA |
| Modern Foreign Languages & Literatures | Modern Foreign Languages & Literature | Italian | BA |
| Modern Foreign Languages & Literatures | Modern Foreign Languages & Literature | Language & World Business - Italian | BA |
| Modern Foreign Languages & Literatures | Modern Foreign Languages & Literature | Russian Studies | BA |
| Modern Foreign Languages & Literatures | Modern Foreign Languages & Literature | Honors Russian Studies | BA |
| Modern Foreign Languages & Literatures | Modern Foreign Languages & Literature | Language & World Business - Russian Studies | BA |
| Modern Foreign Languages & Literatures | French | | MA |
| Modern Foreign Languages & Literatures | German | | MA |
| Modern Foreign Languages & Literatures | Spanish | | MA |
| Modern Foreign Languages & Literatures | Modern Foreign Languages | Applied Linguistics (2nd Concentration Only) | PhD |
| Modern Foreign Languages & Literatures | Modern Foreign Languages | French (1st & 2nd Concentration) | PhD |
| Modern Foreign Languages & Literatures | Modern Foreign Languages | German (1st & 2nd Concentration) | PhD |
| Modern Foreign Languages & Literatures | Modern Foreign Languages | Italian (2nd Concentration Only) | PhD |
| Modern Foreign Languages & Literatures | Modern Foreign Languages | Latin American Studies (2nd Concentration Only) | PhD |
| Modern Foreign Languages & Literatures | Modern Foreign Languages | Portuguese (2nd Concentration Only) | PhD |
| Modern Foreign Languages & Literatures | Modern Foreign Languages | Russian (2nd Concentration Only) | PhD |
| Modern Foreign Languages & Literatures | Modern Foreign Languages | Spanish (1st & 2nd Concentration) | PhD |
| Music, School of | Artist Certificate in Music | | Gr Cert |
| Music, School of | Music Theory Pedagogy | | Gr Cert |
| Music, School of | Music | | BA |
| Music, School of | Music | Music and Culture | BA |
| Music, School of | Music | Music ED - String Emphasis | BM |
| Music, School of | Music | Music ED - Woodwind/Brass/Percussion Emphasis | BM |
| Music, School of | Music | Music ED - Vocal Gen Keybd Emphasis | BM |
| Music, School of | Music | Music ED - Vocal Gen Vocal Emphasis | BM |
| Music, School of | Music | Organ | BM |
| Music, School of | Music | Piano | BM |
| Music, School of | Music | Piano Pedagogy | BM |
| Music, School of | Music | Sacred Music - Organ Track | BM |
| Music, School of | Music | Sacred Music - Piano Track | BM |
| Music, School of | Music | Sacred Music - Voice Track | BM |

Board of Trustees Annual Meeting - Q. 2013 Comprehensive Listing of Academic Programs

**UTK Comprehensive List of Academic Programs
June 2013**

| College of Arts & Sciences | | | |
|---------------------------------------|--------------------------------|---|---------------|
| Department | Major | Submajor | Degree |
| Music, School of | Music | Strings | BM |
| Music, School of | Music | Studio Music and Jazz | BM |
| Music, School of | Music | Theory/ Composition | BM |
| Music, School of | Music | Voice | BM |
| Music, School of | Music | Brass Instruments | BM |
| Music, School of | Music | Woodwind and Percussion Instruments | BM |
| Music, School of | Music | Choral Conducting | MMU |
| Music, School of | Music | Collaborative Piano | MMU |
| Music, School of | Music | Composition | MMU |
| Music, School of | Music | Instrumental Conducting | MMU |
| Music, School of | Music | Jazz | MMU |
| Music, School of | Music | Music Education | MMU |
| Music, School of | Music | Music Theory | MMU |
| Music, School of | Music | Musicology | MMU |
| Music, School of | Music | Performance | MMU |
| Music, School of | Music | Piano Pedagogy | MMU |
| Music, School of | Music | Vocal Pedagogy | MMU |
| Philosophy | Philosophy | | BA |
| Philosophy | Philosophy | Honors Philosophy | BA |
| Philosophy | Philosophy | Legal & Political Philosophy | BA |
| Philosophy | Philosophy | Honors Legal & Political Philosophy | BA |
| Philosophy | Philosophy | Philosophy of Science & Medicine | BA |
| Philosophy | Philosophy | Honors Philosophy of Science & Medicine | BA |
| Philosophy | Philosophy | | MA |
| Philosophy | Philosophy | | PhD |
| Physics & Astronomy | Physics | Academic | BS |
| Physics & Astronomy | Physics | Applied | BS |
| Physics & Astronomy | Physics | Astronomy | BS |
| Physics & Astronomy | Physics | General | BS |
| Physics & Astronomy | Physics | Honors Academic | BS |
| Physics & Astronomy | Physics | Honors Applied | BS |
| Physics & Astronomy | Physics | Honors Astronomy | BS |
| Physics & Astronomy | Physics | Astrophysics | MS |
| Physics & Astronomy | Physics | Atomic, Molec., Optical & Low Temp. Physics | MS |
| Physics & Astronomy | Physics | Biophysics | MS |
| Physics & Astronomy | Physics | Chemical Physics | MS |
| Physics & Astronomy | Physics | Condensed Matter & Surface Physics | MS |
| Physics & Astronomy | Physics | Elementary Particle Physics | MS |
| Physics & Astronomy | Physics | Geophysics | MS |
| Physics & Astronomy | Physics | Mathematical & Computational Physics | MS |
| Physics & Astronomy | Physics | Nuclear & Relativistic Heavy Ion Physics | MS |
| Physics & Astronomy | Physics | Theoretical Physics | MS |
| Physics & Astronomy | Physics | Astrophysics | PhD |
| Physics & Astronomy | Physics | Atomic, Molec., Optical & Low Temp. Physics | PhD |
| Physics & Astronomy | Physics | Biophysics | PhD |
| Physics & Astronomy | Physics | Chemical Physics | PhD |
| Physics & Astronomy | Physics | Condensed Matter & Surface Physics | PhD |
| Physics & Astronomy | Physics | Elementary Particle Physics | PhD |
| Physics & Astronomy | Physics | Energy Science & Engineering | PhD |
| Physics & Astronomy | Physics | Mathematical & Computational Physics | PhD |
| Physics & Astronomy | Physics | Nanomaterials | PhD |
| Physics & Astronomy | Physics | Nuclear & Relativistic Heavy Ion Physics | PhD |
| Physics & Astronomy | Physics | Theoretical Physics | PhD |
| Political Science | Political Science | | BA |
| Political Science | Political Science | Honors Political Science | BA |
| Political Science | Political Science | Public Administration | BA |
| Political Science | Political Science | | MA |
| Political Science | Political Science | | PhD |
| Political Science | Public Policy & Administration | | MPPA |
| Political Science | Public Policy & Administration | Dual JD-MPPA Program | MPPA- JD |
| Political Science | Global Security Studies | | Gr Cert |
| College of Arts & Sciences | | | |
| Department | Major | Submajor | Degree |
| Pre-Professional Programs | Clinical Laboratory Science | | BS |
| Pre-Professional Programs | Pre-Professional Programs | Pre-Dentistry | BS |
| Pre-Professional Programs | Pre-Professional Programs | Pre-Medicine | BS |
| Pre-Professional Programs | Pre-Professional Programs | Pre-Pharmacy | BS |
| Pre-Professional Programs | Pre-Professional Programs | Pre-Veterinary Medicine | BS |

Board of Trustees Annual Meeting - Q. 2013 Comprehensive Listing of Academic Programs

**UTK Comprehensive List of Academic Programs
June 2013**

| | | | |
|------------------------------|-------------------|--------------------------------|-----|
| Psychology | Psychology | | BA |
| Psychology | Psychology | Honors Psychology | BA |
| Psychology | Psychology | Experimental Psychology | MA |
| Psychology | Psychology | General Psychology | MA |
| Psychology | Psychology | Clinical Psychology | PHD |
| Psychology | Psychology | Counseling Psychology | PHD |
| Psychology | Psychology | Experimental Psychology | PHD |
| Religious Studies | Religious Studies | | BA |
| Religious Studies | Religious Studies | Honors Religious Studies | BA |
| Sociology | Sociology | | BA |
| Sociology | Sociology | Criminology & Criminal Justice | BA |
| Sociology | Sociology | Environmental Issues | BA |
| Sociology | Sociology | Honors Sociology | BA |
| Sociology | Sociology | Criminology | MA |
| Sociology | Sociology | Environmental Sociology | MA |
| Sociology | Sociology | Political Economy | MA |
| Sociology | Sociology | Criminology | PHD |
| Sociology | Sociology | Environmental Sociology | PHD |
| Sociology | Sociology | Political Economy | PHD |
| Statistics (intercollegiate) | Statistics | | BS |
| Theatre | Theatre | | BA |
| Theatre | Theatre | Honors Theatre | BA |
| Theatre | Theatre | Acting | MFA |
| Theatre | Theatre | Costume Design | MFA |
| Theatre | Theatre | Dramaturgy | MFA |
| Theatre | Theatre | Lighting Design | MFA |
| Theatre | Theatre | Scene Design | MFA |

| College of Business Administration | | | |
|---|-------------------------|---|------------|
| Department | Major | Submajor | Degree |
| Accounting & Information Management | Accounting | Collateral Option | BSBA |
| Accounting & Information Management | Accounting | Dual Concentration International Business | BSBA |
| Accounting & Information Management | Accounting | Audit and Controls | MAcc |
| Accounting & Information Management | Accounting | Taxation | MAcc |
| Business Administration (Intercollegiate) | Public Administration | | BSBA |
| Economics | Economics | Collateral Option | BSBA |
| Economics | Economics | Dual Concentration International Business | BSBA |
| Economics | Economics | Traditional Option | BSBA |
| Economics | Economics | | MA |
| Economics | Economics | | PHD |
| Finance | Finance | Collateral Option | BSBA |
| Finance | Finance | Dual Concentration Internal Auditing | BSBA |
| Finance | Finance | Dual Concentration International Business | BSBA |
| Finance | Finance | Dual Concentration Business Analytics | BSBA |
| Interdepartmental | Business Administration | Aerospace & Defense MBA | MBA |
| Interdepartmental | Business Administration | Business Analytics | MBA |
| Interdepartmental | Business Administration | Dual JD-MBA Program | MBA-JD |
| Interdepartmental | Business Administration | Dual MS-MBA Program | MBA-MS |
| Interdepartmental | Business Administration | Dual Pharm D- MBA | PharmD-MBA |
| Interdepartmental | Business Administration | Executive MBA | MBA |
| Interdepartmental | Business Administration | Finance | MBA |
| Interdepartmental | Business Administration | Entrepreneurship and Innovation | MBA |
| Interdepartmental | Business Administration | Supply Chain Management | MBA |
| Interdepartmental | Business Administration | Marketing | MBA |
| Interdepartmental | Business Administration | Operations Management | MBA |
| Interdepartmental | Business Administration | Physician Executive MBA | MBA |

Board of Trustees Annual Meeting - Q. 2013 Comprehensive Listing of Academic Programs

**UTK Comprehensive List of Academic Programs
June 2013**

| College of Business Administration | | | |
|---|--------------------------------|--|---------------|
| Department | Major | Submajor | Degree |
| Interdepartmental | Business Administration | Professional MBA | MBA |
| interdepartmental | Business Administration | Accounting | PHD |
| Interdepartmental | Business Administration | Finance | PHD |
| Interdepartmental | Business Administration | Supply Chain Management | PHD |
| interdepartmental | Business Administration | Organizations & Strategy | PHD |
| Interdepartmental | Business Administration | Marketing | PHD |
| Interdepartmental | Business Administration | Statistics | PHD |
| Management | Human Resource Management | Collateral Option | BSBA |
| Management | Human Resource Management | Dual Concentration International Business | BSBA |
| Management | Human Resource Management | | MS |
| Management | Management | Collateral Option | BSBA |
| Management | Management | Dual Concentration International Business | BSBA |
| Marketing & Supply Chain Management | Supply Chain Management | Collateral Option | BSBA |
| Marketing & Supply Chain Management | Supply Chain Management | Dual Concentration Information Management | BSBA |
| Marketing & Supply Chain Management | Supply Chain Management | Dual Concentration Internal Auditing | BSBA |
| Marketing & Supply Chain Management | Supply Chain Management | Dual Concentration International Business | BSBA |
| Marketing & Supply Chain Management | Supply Chain Management | Dual Concentration Marketing | BSBA |
| Marketing & Supply Chain Management | Supply Chain Management | Dual Concentration Business Analytics | BSBA |
| Marketing & Supply Chain Management | Marketing | Collateral Option | BSBA |
| Marketing & Supply Chain Management | Marketing | Dual Concentration Information Management | BSBA |
| Marketing & Supply Chain Management | Marketing | Dual Concentration Internal Auditing | BSBA |
| Marketing & Supply Chain Management | Marketing | Dual Concentration International Business | BSBA |
| Marketing & Supply Chain Management | Marketing | Dual Concentration Supply Chain Management | BSBA |
| Marketing & Supply Chain Management | Marketing | Dual Concentration Business Analytics | BSBA |
| Statistics, Operations & Mgmt. Science | Management Science | | PHD |
| Statistics, Operations & Mgmt. Science | Business Analytics | Collateral Option | BSBA |
| Statistics, Operations & Mgmt. Science | Business Analytics | Dual Concentration Information Management | BSBA |
| Statistics, Operations & Mgmt. Science | Business Analytics | Dual Concentration International Business | BSBA |
| Statistics, Operations & Mgmt. Science | Business Analytics | Dual Concentration Supply Chain Management | BSBA |
| Statistics, Operations & Mgmt. Science | Business Analytics | Dual Concentration Marketing | BSBA |
| Statistics, Operations & Mgmt. Science | Business Analytics | | MS |
| Statistics, Operations & Mgmt. Science | Applied Statistical Strategies | | Gr Cert |
| Statistics, Operations & Mgmt. Science | Statistics | | MS |
| Statistics, Operations & Mgmt. Science | Statistics | Industrial Statistics | MS |

| College of Communication & Information | | | |
|---|-------------------------------|-------------------------------|---------------|
| Department | Major | Submajor | Degree |
| Advertising & Public Relations, School of | Advertising | | BSC |
| Advertising & Public Relations, School of | Public Relations | | BSC |
| Communication Studies, School of | Communication Studies | | BAC |
| Communication Studies, School of | Communication Studies | Honors Communication Studies | BAC |
| Journalism & Electronic Media, School of | Journalism & Electronic Media | | BSC |
| Information Sciences, School of | Information Sciences | | MS |
| Interdepartmental | Communication & Information | Advertising | MS |
| Interdepartmental | Communication & Information | Communication Studies | MS |
| Interdepartmental | Communication & Information | Journalism & Electronic Media | MS |
| Interdepartmental | Communication & Information | Public Relations | MS |
| Interdepartmental | Communication & Information | Advertising | PHD |
| Interdepartmental | Communication & Information | Communication Studies | PHD |
| Interdepartmental | Communication & Information | Information Sciences | PHD |
| Interdepartmental | Communication & Information | Journalism & Electronic Media | PHD |
| Interdepartmental | Communication & Information | Public Relations | PHD |

Board of Trustees Annual Meeting - Q. 2013 Comprehensive Listing of Academic Programs

**UTK Comprehensive List of Academic Programs
June 2013**

| College of Education, Health & Human Sciences | | | |
|---|--|---|---------|
| Department | Major | Submajor | Degree |
| Child & Family Studies | Child & Family Studies | General-Emphasis | MS |
| Child & Family Studies | Child & Family Studies | Teacher-Licensure (PreK-3) | MS |
| Child & Family Studies | Child & Family Studies | | BSHHS |
| Child & Family Studies | Child & Family Studies | | PHD |
| Educational Leadership & Policy Studies | College Student Personnel | | MS |
| Educational Leadership & Policy Studies | Educational Administration | | MS |
| Educational Leadership & Policy Studies | Educational Administration | Leadership Academy | MS |
| Educational Leadership & Policy Studies | Education | Educational Administration | EdS |
| Educational Leadership & Policy Studies | Higher Education Administration | | PHD |
| Educational Leadership & Policy Studies | Educational Administration (PreK-12) | | Gr Cert |
| Educational Leadership & Policy Studies | University Research Administration | | Gr Cert |
| Educational Psychology & Counseling | Counseling | Clinical Mental Health Counseling | MS |
| Educational Psychology & Counseling | Counseling | Rehabilitation Counseling | MS |
| Educational Psychology & Counseling | Counseling | School Counseling | MS |
| Educational Psychology & Counseling | Educational Psychology | Adult Education | MS |
| Educational Psychology & Counseling | Educational Psychology | Applied Educational Psychology | MS |
| Educational Psychology & Counseling | School Psychology | | PHD |
| Educational Psychology & Counseling | Counselor Education | | PHD |
| Educational Psychology & Counseling | Education | Cultural Studies of Educational Foundations | MS |
| Educational Psychology & Counseling | Education | Instructional Technology | MS |
| Educational Psychology & Counseling | Education | Instructional Technology | EdS |
| Educational Psychology & Counseling | Education | School Counseling | EdS |
| Educational Psychology & Counseling | Education | School Psychology | EdS |
| Educational Psychology & Counseling | Educational Psychology & Research | | PHD |
| Educational Psychology & Counseling | Educational Psychology & Research | Adult Learning | PHD |
| Educational Psychology & Counseling | Educational Psychology & Research | Evaluation, Statistics, and Measurement | PHD |
| Educational Psychology & Counseling | Evaluation, Statistics, and Measurement | | Gr Cert |
| Educational Psychology & Counseling | Grief, Loss, and Trauma | | Gr Cert |
| Educational Psychology & Counseling | Qualitative Research Methods in Educations | | Gr Cert |
| Educational Psychology & Counseling | Cultural Studies in Education | | Gr Cert |
| Educational Psychology & Counseling | Online Teaching & Learning | | Gr Cert |
| Kinesiology, Recreation, & Sport Studies | Kinesiology | | BSEd |
| Kinesiology, Recreation, & Sport Studies | Kinesiology | Biomechanics | MS |
| Kinesiology, Recreation, & Sport Studies | Kinesiology | Exercise Physiology | MS |
| Kinesiology, Recreation, & Sport Studies | Kinesiology | Sport Psychology and Motor Behavior | MS |
| Kinesiology, Recreation, & Sport Studies | Kinesiology and Sport Studies | Kinesiology | PHD |
| Kinesiology, Recreation, & Sport Studies | Kinesiology and Sport Studies | Sport Studies | PHD |
| Kinesiology, Recreation, & Sport Studies | Recreation and Sport Management | Sport Management | BSEd |
| Kinesiology, Recreation, & Sport Studies | Recreation and Sport Management | Therapeutic Recreation | BSEd |
| Kinesiology, Recreation, & Sport Studies | Recreation and Sport Management | Sport Management | MS |
| Kinesiology, Recreation, & Sport Studies | Recreation and Sport Management | Therapeutic Recreation | MS |
| Kinesiology, Recreation, & Sport Studies | Recreation and Sport Management | Sport Management (Dual MS-MBA) | MS-MBA |
| Interdepartmental | Education | Health Behavior and Health Education | PHD |
| Interdepartmental | Education | Leadership Studies in Education | PHD |
| Interdepartmental | Education | Learning Environments and Educational Studies | PHD |
| Interdepartmental | Education | Literacy Studies | PHD |
| Interdepartmental | Education | Special Education | PHD |
| Interdepartmental | Education | Teacher Education | PHD |
| Nutrition | Nutrition | | BSHHS |
| Nutrition | Nutrition | Dual MS-MPH Program | MS-MPH |
| Nutrition | Nutrition | Cellular and Molecular Nutrition | MS |
| Nutrition | Nutrition | Public Health Nutrition | MS |
| Nutrition | Nutritional Sciences | | PHD |
| Nutrition | Nutritional Sciences | Cellular and Molecular Nutrition | PHD |
| Nutrition | Nutritional Sciences | Community Nutrition | PHD |
| Public Health | Public Health | Community Health Education | MPH |
| Public Health | Public Health | Dual MS-MPH Program | MS-MPH |
| Public Health | Public Health | Health Policy & Management | MPH |
| Public Health | Public Health Leadership | | Gr Cert |
| Public Health | Public Health | Health Policy & Management | JD-MPH |
| Public Health | Public Health | Veterinary Public Health | MPH |

Board of Trustees Annual Meeting - Q. 2013 Comprehensive Listing of Academic Programs

**UTK Comprehensive List of Academic Programs
June 2013**

| College of Education, Health & Human Sciences | | | |
|--|---|---|---------------|
| Department | Major | Submajor | Degree |
| Retail, Hospitality, & Tourism Management | Retail, Hospitality, & Tourism Management | | PHD |
| Retail, Hospitality, & Tourism Management | Hotel, Restaurant, & Tourism | | BSRHTM |
| Retail, Hospitality, & Tourism Management | Retail & Consumer Sciences | | BSRHTM |
| Theory & Practice in Teacher Education | Art Education | | |
| Theory & Practice in Teacher Education | Special Education | Communication Disorders | BSEd |
| Theory & Practice in Teacher Education | Special Education | Education of the Deaf & Hard of Hearing | BSEd |
| Theory & Practice in Teacher Education | Special Education | Educational Interpreting | BSEd |
| Theory & Practice in Teacher Education | Special Education | Modified & Comprehensive Special Education | BSEd |
| Theory & Practice in Teacher Education | Teacher Education | Elementary Education | EdS |
| Theory & Practice in Teacher Education | Teacher Education | Educational Technology | EdS |
| Theory & Practice in Teacher Education | Teacher Education | English Education | EdS |
| Theory & Practice in Teacher Education | Teacher Education | Foreign Language/ESL Education | EdS |
| Theory & Practice in Teacher Education | Teacher Education | Mathematics Education | EdS |
| Theory & Practice in Teacher Education | Teacher Education | Reading Education | EdS |
| Theory & Practice in Teacher Education | Teacher Education | Science Education | EdS |
| Theory & Practice in Teacher Education | Teacher Education | Social Science Education | EdS |
| Theory & Practice in Teacher Education | Teacher Education | Special Education | EdS |
| Theory & Practice in Teacher Education | Teacher Education | Track 1- Art Education | MS |
| Theory & Practice in Teacher Education | Teacher Education | Track 1- Educ of the Deaf & Hard of Hearing | MS |
| Theory & Practice in Teacher Education | Teacher Education | Track 1- Elementary Education | MS |
| Theory & Practice in Teacher Education | Teacher Education | Track 1- English Education | MS |
| Theory & Practice in Teacher Education | Teacher Education | Track 1- Foreign Language/ESL Education | MS |
| Theory & Practice in Teacher Education | Teacher Education | Track 1- Mathematics Education | MS |
| Theory & Practice in Teacher Education | Teacher Education | Track 1- Reading Education | MS |
| Theory & Practice in Teacher Education | Teacher Education | Track 1- Science Education | MS |
| Theory & Practice in Teacher Education | Teacher Education | Track 1- Science Education (Informal Education) | MS |
| Theory & Practice in Teacher Education | Teacher Education | Track 1- Social Science Education | MS |
| Theory & Practice in Teacher Education | Teacher Education | Track 1- Special Education | MS |
| Theory & Practice in Teacher Education | Teacher Education | Track 1- Science, Tech, Engineering & Mathematics | MS |
| Theory & Practice in Teacher Education | Teacher Education | Track 2- Art Education | MS |
| Theory & Practice in Teacher Education | Teacher Education | Track 2- Educ of the Deaf & Hard of Hearing | MS |
| Theory & Practice in Teacher Education | Teacher Education | Track 2- Elementary Teaching | MS |
| Theory & Practice in Teacher Education | Teacher Education | Track 2- English Language Learning | MS |
| Theory & Practice in Teacher Education | Teacher Education | Track 2- Middle Grades Teaching | MS |
| Theory & Practice in Teacher Education | Teacher Education | Track 2- Modified & Early Childhood Special Ed | MS |
| Theory & Practice in Teacher Education | Teacher Education | Track 2- Secondary Teaching | MS |
| Theory & Practice in Teacher Education | Urban Education | | Gr Cert |

| College of Engineering | | | |
|-------------------------------------|------------------------|-------------------------------------|---------------|
| Department | Major | Submajor | Degree |
| Chemical & Biomolecular Engineering | Chemical Engineering | | BSCHE |
| Chemical & Biomolecular Engineering | Chemical Engineering | Biomolecular Engineering | BSCHE |
| Chemical & Biomolecular Engineering | Chemical Engineering | Honors Biomolecular Engineering | BSCHE |
| Chemical & Biomolecular Engineering | Chemical Engineering | Honors Chemical Engineering | BSCHE |
| Chemical & Biomolecular Engineering | Chemical Engineering | Advanced Control Systems | MS |
| Chemical & Biomolecular Engineering | Chemical Engineering | Chemical Bioengineering | MS |
| Chemical & Biomolecular Engineering | Chemical Engineering | Chemical Engineering | MS |
| Chemical & Biomolecular Engineering | Chemical Engineering | Dual MS-MBA Program | MS-MBA |
| Chemical & Biomolecular Engineering | Chemical Engineering | Polymer Science & Engineering | MS |
| Chemical & Biomolecular Engineering | Chemical Engineering | Advanced Control Systems | PhD |
| Chemical & Biomolecular Engineering | Chemical Engineering | Chemical Bioengineering | PhD |
| Chemical & Biomolecular Engineering | Chemical Engineering | Energy Science and Engineering | PhD |
| Chemical & Biomolecular Engineering | Chemical Engineering | Chemical Engineering | PhD |
| Chemical & Biomolecular Engineering | Chemical Engineering | Polymer Science & Engineering | PhD |
| Chemical & Biomolecular Engineering | Sustainability Science | | Gr Cert |
| Civil & Environmental Engineering | Civil Engineering | | BSCHE |
| Civil & Environmental Engineering | Civil Engineering | Honors Civil Engineering | BSCHE |
| Civil & Environmental Engineering | Civil Engineering | Construction Engineering | MS |
| Civil & Environmental Engineering | Civil Engineering | Geotechnical/ Materials Engineering | MS |
| Civil & Environmental Engineering | Civil Engineering | Public Works Engineering | MS |
| Civil & Environmental Engineering | Civil Engineering | Structural Engineering | MS |

Board of Trustees Annual Meeting - Q. 2013 Comprehensive Listing of Academic Programs

**UTK Comprehensive List of Academic Programs
June 2013**

| College of Engineering | | | |
|-----------------------------------|---------------------------|------------------------------------|---------|
| Department | Major | Submajor | Degree |
| Civil & Environmental Engineering | Civil Engineering | Transportation Engineering | MS |
| Civil & Environmental Engineering | Civil Engineering | Dual MS-MBA Program | MS-MBA |
| Civil & Environmental Engineering | Civil Engineering | Climate Impacts Engineering | PHD |
| Civil & Environmental Engineering | Civil Engineering | Construction Engineering | PHD |
| Civil & Environmental Engineering | Civil Engineering | Energy Science and Engineering | PHD |
| Civil & Environmental Engineering | Civil Engineering | Environmental Engineering | PHD |
| Civil & Environmental Engineering | Civil Engineering | Geotechnical/Materials Engineering | PHD |
| Civil & Environmental Engineering | Civil Engineering | Public Works Engineering | PHD |
| Civil & Environmental Engineering | Civil Engineering | Structural Engineering | PHD |
| Civil & Environmental Engineering | Civil Engineering | Transportation Engineering | PHD |
| Civil & Environmental Engineering | Civil Engineering | Water Resources Engineering | PHD |
| Civil & Environmental Engineering | Environmental Engineering | Water Resources Engineering | MS |
| Civil & Environmental Engineering | Environmental Engineering | Dual MS-MBA Program | MS-MBA |
| Electrical Eng & Computer Science | Computer Engineering | | BSCOME |
| Electrical Eng & Computer Science | Computer Engineering | Honors Computer Engineering | BSCOME |
| Electrical Eng & Computer Science | Computer Engineering | Computer Architecture | MS |
| Electrical Eng & Computer Science | Computer Engineering | Computer Networks | MS |
| Electrical Eng & Computer Science | Computer Engineering | Computer Vision | MS |
| Electrical Eng & Computer Science | Computer Engineering | Data Fusion | MS |
| Electrical Eng & Computer Science | Computer Engineering | Data Structures | MS |
| Electrical Eng & Computer Science | Computer Engineering | Data Visualization | MS |
| Electrical Eng & Computer Science | Computer Engineering | Dual MS-MBA Program | MS-MBA |
| Electrical Eng & Computer Science | Computer Engineering | Embedded Systems | MS |
| Electrical Eng & Computer Science | Computer Engineering | Image Processing | MS |
| Electrical Eng & Computer Science | Computer Engineering | Information Systems | MS |
| Electrical Eng & Computer Science | Computer Engineering | VLSI System Design | MS |
| Electrical Eng & Computer Science | Computer Engineering | Computer Architecture | PHD |
| Electrical Eng & Computer Science | Computer Engineering | Computer Networks | PHD |
| Electrical Eng & Computer Science | Computer Engineering | Computer Vision | PHD |
| Electrical Eng & Computer Science | Computer Engineering | Data Fusion | PHD |
| Electrical Eng & Computer Science | Computer Engineering | Data Structures | PHD |
| Electrical Eng & Computer Science | Computer Engineering | Data Visualization | PHD |
| Electrical Eng & Computer Science | Computer Engineering | Embedded Systems | PHD |
| Electrical Eng & Computer Science | Computer Engineering | Energy Science and Engineering | PHD |
| Electrical Eng & Computer Science | Computer Engineering | Image Processing | PHD |
| Electrical Eng & Computer Science | Computer Engineering | Information Systems | PHD |
| Electrical Eng & Computer Science | Computer Engineering | VLSI System Design | PHD |
| Electrical Eng & Computer Science | Computer Science | | BSCS |
| Electrical Eng & Computer Science | Computer Science | Honors Computer Science | BSCS |
| Electrical Eng & Computer Science | Computer Science | | MS |
| Electrical Eng & Computer Science | Computer Science | Dual MS-MBA Program | MS-MBA |
| Electrical Eng & Computer Science | Computer Science | | PHD |
| Electrical Eng & Computer Science | Computer Science | Energy Science and Engineering | PHD |
| Electrical Eng & Computer Science | Electrical Engineering | | BSEE |
| Electrical Eng & Computer Science | Electrical Engineering | Honors Electrical Engineering | BSEE |
| Electrical Eng & Computer Science | Electrical Engineering | Power & Energy Systems | BSEE |
| Electrical Eng & Computer Science | Electrical Engineering | Honors Power & Energy Systems | BSEE |
| Electrical Eng & Computer Science | Electrical Engineering | Circuit Theory | MS |
| Electrical Eng & Computer Science | Electrical Engineering | Communication Theory | MS |
| Electrical Eng & Computer Science | Electrical Engineering | Computers | MS |
| Electrical Eng & Computer Science | Electrical Engineering | Control Systems | MS |
| Electrical Eng & Computer Science | Electrical Engineering | Dual MS-MBA Program | MS-MBA |
| Electrical Eng & Computer Science | Electrical Engineering | Electro-Optics | MS |
| Electrical Eng & Computer Science | Electrical Engineering | Electromagnetic Theory | MS |
| Electrical Eng & Computer Science | Electrical Engineering | Plasma Engineering | MS |
| Electrical Eng & Computer Science | Electrical Engineering | Power Electronics | MS |
| Electrical Eng & Computer Science | Electrical Engineering | Power Systems | MS |
| Electrical Eng & Computer Science | Electrical Engineering | Solid-State Electronics | MS |
| Electrical Eng & Computer Science | Electrical Engineering | Circuit Theory | PHD |
| Electrical Eng & Computer Science | Electrical Engineering | Communication Theory | PHD |
| Electrical Eng & Computer Science | Electrical Engineering | Computers | PHD |
| Electrical Eng & Computer Science | Electrical Engineering | Control Systems | PHD |
| Electrical Eng & Computer Science | Electrical Engineering | Electro-optics | PHD |
| Electrical Eng & Computer Science | Electrical Engineering | Electromagnetic Theory | PHD |
| Electrical Eng & Computer Science | Electrical Engineering | Energy Science and Engineering | PHD |
| Electrical Eng & Computer Science | Electrical Engineering | Plasma Engineering | PHD |
| Electrical Eng & Computer Science | Electrical Engineering | Power Electronics | PHD |
| Electrical Eng & Computer Science | Electrical Engineering | Power Systems | PHD |
| Electrical Eng & Computer Science | Electrical Engineering | Solid-State Electronics | PHD |
| Electrical Eng & Computer Science | Power and Energy Systems | | Gr Cert |

Board of Trustees Annual Meeting - Q. 2013 Comprehensive Listing of Academic Programs

**UTK Comprehensive List of Academic Programs
June 2013**

| College of Engineering | | | |
|--|---|--|---------|
| Department | Major | Submajor | Degree |
| Industrial & Systems Engineering | Engineering Management | | Gr Cert |
| Industrial & Systems Engineering | Industrial Engineering | | BSIE |
| Industrial & Systems Engineering | Industrial Engineering | Honors Industrial Engineering | BSIE |
| Industrial & Systems Engineering | Industrial Engineering | Dual MS-MBA Program | MS-MBA |
| Industrial & Systems Engineering | Industrial Engineering | Engineering Management | MS |
| Industrial & Systems Engineering | Industrial Engineering | Energy Science and Engineering | PHD |
| Industrial & Systems Engineering | Industrial Engineering | Engineering Management | PHD |
| Interdepartmental | Engineering Science | | MS |
| Interdepartmental | Engineering Science | Flight Test Engineering (UTSI only) | MS |
| Interdepartmental | Engineering Science | Aerospace Engineering | MS |
| Interdepartmental | Engineering Science | Biomedical Engineering | MS |
| Interdepartmental | Engineering Science | Civil Engineering | MS |
| Interdepartmental | Engineering Science | Environmental Engineering | MS |
| Interdepartmental | Engineering Science | Mechanical Engineering | MS |
| Interdepartmental | Engineering Science | Dual MS-MBA Program | MS-MBA |
| Interdepartmental | Engineering Science | | PhD |
| Interdepartmental | Engineering Science | Aerospace Engineering | PhD |
| Interdepartmental | Engineering Science | Biomedical Engineering | PhD |
| Interdepartmental | Engineering Science | Civil Engineering | PhD |
| Interdepartmental | Engineering Science | Environmental Engineering | PhD |
| Interdepartmental | Engineering Science | Energy Science and Engineering | PhD |
| Interdepartmental | Engineering Science | Mechanical Engineering | PhD |
| Interdepartmental | Reliability & Maintainability Engineering | | Gr Cert |
| Interdepartmental | Reliability & Maintainability Engineering | Chemical Engineering | Gr Cert |
| Interdepartmental | Reliability & Maintainability Engineering | Computer Engineering | Gr Cert |
| Interdepartmental | Reliability & Maintainability Engineering | Electrical Engineering | Gr Cert |
| Interdepartmental | Reliability & Maintainability Engineering | Industrial Engineering | Gr Cert |
| Interdepartmental | Reliability & Maintainability Engineering | Mechanical Engineering | Gr Cert |
| Interdepartmental | Reliability & Maintainability Engineering | Nuclear Engineering | Gr Cert |
| Interdepartmental | Reliability & Maintainability Engineering | Aerospace Engineering | MS |
| Interdepartmental | Reliability & Maintainability Engineering | Biomedical Engineering | MS |
| Interdepartmental | Reliability & Maintainability Engineering | Mechanical Engineering | MS |
| Interdepartmental | Reliability & Maintainability Engineering | Chemical Engineering | MS |
| Interdepartmental | Reliability & Maintainability Engineering | Computer Engineering | MS |
| Interdepartmental | Reliability & Maintainability Engineering | Electrical Engineering | MS |
| Interdepartmental | Reliability & Maintainability Engineering | Industrial Engineering | MS |
| Interdepartmental | Reliability & Maintainability Engineering | Materials Science & Engineering | MS |
| Interdepartmental | Reliability & Maintainability Engineering | Nuclear Engineering | MS |
| Materials Science & Engineering | Materials Science & Engineering | | BSMSE |
| Materials Science & Engineering | Materials Science & Engineering | Biomaterials | BSMSE |
| Materials Science & Engineering | Materials Science & Engineering | Honors Biomaterials | BSMSE |
| Materials Science & Engineering | Materials Science & Engineering | Honors Materials Science & Engineering | BSMSE |
| Materials Science & Engineering | Materials Science & Engineering | Nanomaterials | BSMSE |
| Materials Science & Engineering | Materials Science & Engineering | Honors Nanomaterials | BSMSE |
| Materials Science & Engineering | Materials Science & Engineering | Dual MS-MBA Program | MS-MBA |
| Materials Science & Engineering | Materials Science & Engineering | Biomaterials | MS |
| Materials Science & Engineering | Materials Science & Engineering | Materials | MS |
| Materials Science & Engineering | Materials Science & Engineering | Metallurgy | MS |
| Materials Science & Engineering | Materials Science & Engineering | Nanomaterials | MS |
| Materials Science & Engineering | Materials Science & Engineering | Polymers | MS |
| Materials Science & Engineering | Materials Science & Engineering | Energy Science and Engineering | PhD |
| Materials Science & Engineering | Materials Science & Engineering | Materials | PhD |
| Materials Science & Engineering | Materials Science & Engineering | Metallurgy | PhD |
| Materials Science & Engineering | Materials Science & Engineering | Nanomaterials | PhD |
| Materials Science & Engineering | Materials Science & Engineering | Polymers | PhD |
| Mechanical, Aerospace, & Biomed. Engr. | Computational Fluid Mechanics | | Gr Cert |
| Mechanical, Aerospace, & Biomed. Engr. | Aerospace Engineering | | BSAE |
| Mechanical, Aerospace, & Biomed. Engr. | Aerospace Engineering | Honors Aerospace Engineering | BSAE |
| Mechanical, Aerospace, & Biomed. Engr. | Aerospace Engineering | | MS |
| Mechanical, Aerospace, & Biomed. Engr. | Aerospace Engineering | Applied Mechanics | MS |
| Mechanical, Aerospace, & Biomed. Engr. | Aerospace Engineering | Systems and Controls | MS |
| Mechanical, Aerospace, & Biomed. Engr. | Aerospace Engineering | Thermal-Fluid Mechanics | MS |
| Mechanical, Aerospace, & Biomed. Engr. | Aerospace Engineering | Dual MS-MBA Program | MS-MBA |
| Mechanical, Aerospace, & Biomed. Engr. | Aerospace Engineering | | PhD |
| Mechanical, Aerospace, & Biomed. Engr. | Aerospace Engineering | Applied Mechanics | PhD |
| Mechanical, Aerospace, & Biomed. Engr. | Aerospace Engineering | Energy Science and Engineering | PhD |
| Mechanical, Aerospace, & Biomed. Engr. | Aerospace Engineering | Systems and Controls | PhD |
| Mechanical, Aerospace, & Biomed. Engr. | Aerospace Engineering | Thermal-Fluid Mechanics | PhD |
| Mechanical, Aerospace, & Biomed. Engr. | Biomedical Engineering | | BSBME |
| Mechanical, Aerospace, & Biomed. Engr. | Biomedical Engineering | Honors Biomedical Engineering | BSBME |

Board of Trustees Annual Meeting - Q. 2013 Comprehensive Listing of Academic Programs

**UTK Comprehensive List of Academic Programs
June 2013**

| College of Engineering | | | |
|--|-------------------------------------|---------------------------------|---------------|
| Department | Major | Submajor | Degree |
| Mechanical, Aerospace, & Biomed. Engr. | Biomedical Engineering | Biomechanics | MS |
| Mechanical, Aerospace, & Biomed. Engr. | Biomedical Engineering | Biomedical Systems | MS |
| Mechanical, Aerospace, & Biomed. Engr. | Biomedical Engineering | Dual MS-MBA Program | MS-MBA |
| Mechanical, Aerospace, & Biomed. Engr. | Biomedical Engineering | | PHD |
| Mechanical, Aerospace, & Biomed. Engr. | Biomedical Engineering | Biomechanics | PHD |
| Mechanical, Aerospace, & Biomed. Engr. | Biomedical Engineering | Biomedical Systems | PHD |
| Mechanical, Aerospace, & Biomed. Engr. | Biomedical Engineering | Energy Science and Engineering | PHD |
| Mechanical, Aerospace, & Biomed. Engr. | Mechanical Engineering | | BSME |
| Mechanical, Aerospace, & Biomed. Engr. | Mechanical Engineering | Honors Mechanical Engineering | BSME |
| Mechanical, Aerospace, & Biomed. Engr. | Mechanical Engineering | Dual MS-MBA Program | MS-MBA |
| Mechanical, Aerospace, & Biomed. Engr. | Mechanical Engineering | | MS |
| Mechanical, Aerospace, & Biomed. Engr. | Mechanical Engineering | Applied Mechanics | MS |
| Mechanical, Aerospace, & Biomed. Engr. | Mechanical Engineering | Systems and Controls | MS |
| Mechanical, Aerospace, & Biomed. Engr. | Mechanical Engineering | Thermal-Fluid Mechanics | MS |
| Mechanical, Aerospace, & Biomed. Engr. | Mechanical Engineering | | PHD |
| Mechanical, Aerospace, & Biomed. Engr. | Mechanical Engineering | Applied Mechanics | PHD |
| Mechanical, Aerospace, & Biomed. Engr. | Mechanical Engineering | Systems and Controls | PHD |
| Mechanical, Aerospace, & Biomed. Engr. | Mechanical Engineering | Thermal-Fluid Mechanics | PHD |
| Nuclear Engineering | Nuclear Engineering | | BSNE |
| Nuclear Engineering | Nuclear Engineering | Honors Nuclear Engineering | BSNE |
| Nuclear Engineering | Nuclear Engineering | Honors Radiological Engineering | BSNE |
| Nuclear Engineering | Nuclear Engineering | Radiological Engineering | BSNE |
| Nuclear Engineering | Nuclear Engineering | | MS |
| Nuclear Engineering | Nuclear Engineering | Dual MS-MBA Program | MS-MBA |
| Nuclear Engineering | Nuclear Engineering | Radiological Engineering | MS |
| Nuclear Engineering | Nuclear Engineering | | PHD |
| Nuclear Engineering | Nuclear Engineering | Energy Science and Engineering | PHD |
| Nuclear Engineering | Nuclear Engineering | Radiological Engineering | PHD |
| Nuclear Engineering | Nuclear Criticality Safety | | Gr Cert |
| Nuclear Engineering | Nuclear Security Science & Analysis | | Gr Cert |

| College of Law | | | |
|-----------------------|--------------|-------------------------------|---------------|
| Department | Major | Submajor | Degree |
| Law | Law | | JD |
| Law | Law | Advocacy & Dispute Resolution | JD |
| Law | Law | Business Transactions | JD |
| Law | Law | Dual JD/MBA Program | JD/MBA |
| Law | Law | Dual JD/MPA Program | JD/MPA |
| Law | Law | Dual JD/MPH Program | JD/MPH |

| College of Nursing | | | |
|---------------------------|--|--|---------------|
| Department | Major | Submajor | Degree |
| Nursing | Adult Health Nursing Clinical Nurse Specialist | | Gr Cert |
| Nursing | Family Nurse Practitioner | | Gr Cert |
| Nursing | Global Disaster Nursing | | Gr Cert |
| Nursing | Global Disaster Studies | | Gr Cert |
| Nursing | Health Policy | | Gr Cert |
| Nursing | Mental Health Nursing | | Gr Cert |
| Nursing | Nurse Anesthesia | | Gr Cert |
| Nursing | Nursing Administration | | Gr Cert |
| Nursing | Nursing Education | | Gr Cert |
| Nursing | Nursing of Women & Children | | Gr Cert |
| Nursing | Nursing | | BSN |
| Nursing | Nursing | RN Track | BSN |
| Nursing | Nursing | Accelerated Track | BSN |
| Nursing | Nursing | Adult Health Nursing Clinical Nurse Specialist | MSN |
| Nursing | Nursing | Family Nurse Practitioner | MSN |
| Nursing | Nursing | Global Disaster Nursing | MSN |
| Nursing | Nursing | Mental Health Nursing | MSN |
| Nursing | Nursing | Nurse Anesthesia | MSN |
| Nursing | Nursing | Nursing Administration | MSN |
| Nursing | Nursing | Nursing of Women & Children | MSN |
| Nursing | Nursing | | DNP |
| Nursing | Nursing | Family Nurse Practitioner | DNP |
| Nursing | Nursing | | PHD |

Board of Trustees Annual Meeting - Q. 2013 Comprehensive Listing of Academic Programs

**UTK Comprehensive List of Academic Programs
June 2013**

| Intercollegiate | | | |
|---|-------------------------------------|-----------------|---------------|
| Department | Major | Submajor | Degree |
| Intercollegiate | Aviation Systems (at UTSS) | | MS |
| Intercollegiate | Comparative & Experimental Medicine | | MS |
| Intercollegiate | Comparative & Experimental Medicine | | PhD |
| Intercollegiate: Center for Interdisciplinary Research and Graduate Education | Energy Science and Engineering | | PhD |

| College of Social Work | | | |
|-------------------------------|------------------------|---|---------------|
| Department | Major | Submajor | Degree |
| Social Work | Social Work | | BSSW |
| Social Work | Social Work | Honors Social Work | BSSW |
| Social Work | Social Work | Management, Leadership & Community Practice | MSSW |
| Social Work | Social Work | Evidence-based Interpersonal | MSSW |
| Social Work | Gerontology | | Gr Cert |
| Social Work | Veterinary Social Work | | Gr Cert |
| Social Work | Trauma Treatment | | Gr Cert |
| Social Work | Social Work | | DSW |
| Social Work | Social Work | | PhD |

| College of Veterinary Medicine | | | |
|---------------------------------------|---------------------|-----------------|---------------|
| Department | Major | Submajor | Degree |
| Veterinary Medicine | Veterinary Medicine | | Gr Cert |
| Veterinary Medicine | Veterinary Medicine | | DVM |

UTM Comprehensive List of Academic Programs - June 2013

| College of Agriculture & Applied Sciences | | | |
|---|------------------------------|--|--------|
| Department | Major | Submajor | Degree |
| Agriculture, Geosciences, & Natural Resources | Ag & Natural Resources | Agribusiness and Risk Management | MSANR |
| Agriculture, Geosciences, & Natural Resources | Ag & Natural Resources | Systems Science in Agriculture | MSANR |
| Agriculture, Geosciences, & Natural Resources | Ag & Natural Resources | Natural Resources Systems Management | MSANR |
| Agriculture, Geosciences, & Natural Resources | General Agriculture | Agricultural Business | BSAG |
| Agriculture, Geosciences, & Natural Resources | General Agriculture | Agricultural Engineering Technology | BSAG |
| Agriculture, Geosciences, & Natural Resources | General Agriculture | Agricultural Science | BSAG |
| Agriculture, Geosciences, & Natural Resources | General Agriculture | Animal Science | BSAG |
| Agriculture, Geosciences, & Natural Resources | General Agriculture | Plant & Soil Science | BSAG |
| Agriculture, Geosciences, & Natural Resources | Geoscience | Geography | BS |
| Agriculture, Geosciences, & Natural Resources | Geoscience | Geology | BS |
| Agriculture, Geosciences, & Natural Resources | Geoscience | Meteorology | BS |
| Agriculture, Geosciences, & Natural Resources | Natural Resources Management | Environmental Management | BSNRM |
| Agriculture, Geosciences, & Natural Resources | Natural Resources Management | Park & Recreation Administration | BSNRM |
| Agriculture, Geosciences, & Natural Resources | Natural Resources Management | Soil & Water Conservation | BSNRM |
| Agriculture, Geosciences, & Natural Resources | Natural Resources Management | Wildlife & Fisheries Biology | BSNRM |
| Family & Consumer Sciences | Family & Consumer Sciences | Child, Family, & Consumer Sci. & Education | BSFCS |
| Family & Consumer Sciences | Family & Consumer Sciences | Food & Nutrition/Dietetics | BSFCS |
| Family & Consumer Sciences | Family & Consumer Sciences | Interior Design/ Fashion Merchandising | BSFCS |
| Family & Consumer Sciences | Family & Consumer Sciences | Dietetics | MSFCS |
| Family & Consumer Sciences | Family & Consumer Sciences | General | MSFCS |
| Military Science & Leadership | | | |

| College of Business & Global Affairs | | | |
|--|-------------------------|--------------------------------|--------|
| Department | Major | Submajor | Degree |
| Accounting, Finance, Economics, & Pol. Sci. | Accounting | | BSBA |
| Accounting, Finance, Economics, & Pol. Sci. | Economics | Economics | BSBA |
| Accounting, Finance, Economics, & Pol. Sci. | Economics | General Business | BSBA |
| Accounting, Finance, Economics, & Pol. Sci. | Economics | International Business | BSBA |
| Accounting, Finance, Economics, & Pol. Sci. | Finance | | BSBA |
| Accounting, Finance, Economics, & Pol. Sci. | International Studies | | BA |
| Management, Marketing, & Information Systems | Information Systems | Management Information Systems | BSBA |
| Management, Marketing, & Information Systems | Information Systems | Office Information Systems | BSBA |
| Management, Marketing, & Information Systems | Management | Management | BSBA |
| Management, Marketing, & Information Systems | Management | Sport Management | BSBA |
| Management, Marketing, & Information Systems | Marketing | | BSBA |
| Accounting, Finance, Economics, & Pol. Sci. | Political Science | General | BA |
| Accounting, Finance, Economics, & Pol. Sci. | Political Science | General | BS |
| Accounting, Finance, Economics, & Pol. Sci. | Political Science | Public Administration | BA |
| Accounting, Finance, Economics, & Pol. Sci. | Political Science | Public Administration | BS |
| Accounting, Finance, Economics, & Pol. Sci. | Political Science | International Security Systems | BA |
| Accounting, Finance, Economics, & Pol. Sci. | Political Science | International Security Systems | BS |
| | Business Administration | | MBA |

UTM Comprehensive List of Academic Programs - June 2013

| College of Education, Health & Behavioral Sciences | | | |
|--|----------------------------|---|--------|
| Department | Major | Submajor | Degree |
| Behavioral Sciences | Criminal Justice | Corrections | BSCJ |
| Behavioral Sciences | Criminal Justice | Courts and Law | BSCJ |
| Behavioral Sciences | Criminal Justice | Generalist | BSCJ |
| Behavioral Sciences | Criminal Justice | Law Enforcement | BSCJ |
| Behavioral Sciences | Criminal Justice | Forensics | BSCJ |
| Behavioral Sciences | Psychology | | BA |
| Behavioral Sciences | Psychology | | BS |
| Behavioral Sciences | Social Work | | BSSW |
| Behavioral Sciences | Sociology | | BA |
| Behavioral Sciences | Sociology | | BS |
| | Counseling | Clinical Mental Health | MSEd |
| | Counseling | School | MSEd |
| | Educational Leadership | | MSEd |
| | Teaching | Curriculum & Instruction (Elementary) | MSEd |
| | Teaching | Curriculum & Instruction (Secondary) | MSEd |
| | Teaching | Initial Licensure (Elementary) | MSEd |
| | Teaching | Initial Licensure (Secondary) | MSEd |
| | Teaching | Non Licensure | MSEd |
| | Teaching | Interdisciplinary | MSEd |
| | Teaching | Initial Licensure - K-12 | MSEd |
| Educational Studies | Integrated Studies | K-6 Licensure | BSEd |
| Educational Studies | Integrated Studies | 4-8 Licensure | BSEd |
| Educational Studies | Integrated Studies | Pre K-3 Licensure | BSEd |
| Educational Studies | Secondary Education | Secondary Biology | BSEd |
| Educational Studies | Secondary Education | Secondary Business | BSEd |
| Educational Studies | Secondary Education | Secondary Chemistry | BSEd |
| Educational Studies | Secondary Education | Secondary Earth & Space Science | BSEd |
| Educational Studies | Secondary Education | Secondary Economics | BSEd |
| Educational Studies | Secondary Education | Secondary English | BSEd |
| Educational Studies | Secondary Education | Secondary French | BSEd |
| Educational Studies | Secondary Education | Secondary Geography | BSEd |
| Educational Studies | Secondary Education | Secondary Government | BSEd |
| Educational Studies | Secondary Education | Secondary History | BSEd |
| Educational Studies | Secondary Education | Secondary Mathematics | BSEd |
| Educational Studies | Secondary Education | Secondary Spanish | BSEd |
| Educational Studies | Special Education | P-12 Modified Licensure | BSEd |
| Health & Human Performance | Health & Human Performance | Exercise Science & Wellness | BSHHP |
| Health & Human Performance | Health & Human Performance | Health and Human Performance Generalist | BSHHP |
| Health & Human Performance | Health & Human Performance | Licensure K-12 | BSHHP |
| Health & Human Performance | Health & Human Performance | Sport Management | BSHHP |
| Nursing | Nursing | | BSN |
| Interdisciplinary Studies, Office of | Individualized | | BIS |

UTM Comprehensive List of Academic Programs - June 2013

| College of Engineering & Natural Sciences | | | |
|---|--------------------------|----------------------------------|--------|
| Department | Major | Submajor | Degree |
| Biological Sciences | Biology | Cell & Molecular Biology | BS |
| Biological Sciences | Biology | Organismal Biology | BS |
| Biological Sciences | Biology | Ecology & Environmental Biology | BS |
| Chemistry & Physics | Chemistry | | BS |
| Chemistry & Physics | Chemistry | | BSCH |
| Computer Science | Computer Science | | BS |
| Engineering | Engineering | Civil | BSE |
| Engineering | Engineering | Electrical | BSE |
| Engineering | Engineering | Industrial | BSE |
| Engineering | Engineering | Mechanical | BSE |
| Mathematics & Statistics | Mathematics | General Mathematics & Statistics | BA |
| Mathematics & Statistics | Mathematics | Mathematics | BA |
| Mathematics & Statistics | Mathematics | Secondary Mathematics | BA |
| Mathematics & Statistics | Mathematics | Statistics | BA |
| Mathematics & Statistics | Mathematics | General Mathematics & Statistics | BS |
| Mathematics & Statistics | Mathematics | Mathematics | BS |
| Mathematics & Statistics | Mathematics | Secondary Mathematics | BS |
| Mathematics & Statistics | Mathematics | Statistics | BS |
| College of Humanities & Fine Arts | | | |
| Department | Major | Submajor | Degree |
| Communications | Communications | Broadcasting | BA |
| Communications | Communications | Broadcasting | BS |
| Communications | Communications | News Editorial | BA |
| Communications | Communications | News Editorial | BS |
| Communications | Communications | Public Relations | BA |
| Communications | Communications | Public Relations | BS |
| Communications | Communications | Media Design | BA |
| Communications | Communications | Media Design | BS |
| English & Modern Foreign Languages | English | Literature | BA |
| English & Modern Foreign Languages | English | Writing | BA |
| English & Modern Foreign Languages | English | Secondary English Education | BA |
| English & Modern Foreign Languages | French | | BA |
| English & Modern Foreign Languages | Spanish | | BA |
| History & Philosophy | History | | BA |
| History & Philosophy | History | | BS |
| History & Philosophy | Philosophy | | BA |
| Music | Music | | BAM |
| Music | Music | Music Education | BM |
| Music | Music | Performance | BM |
| Visual and Theatre Arts | Fine and Performing Arts | Studio- Graphic Design | BFA |
| Visual and Theatre Arts | Fine and Performing Arts | Studio- Theatre | BFA |
| Visual and Theatre Arts | Fine and Performing Arts | Studio- Visual Art | BFA |
| Visual and Theatre Arts | Fine and Performing Arts | Teaching - Art Education | BFA |
| Visual and Theatre Arts | Fine and Performing Arts | Teaching - Dance Education | BFA |

THE UNIVERSITY OF TENNESSEE
BOARD OF TRUSTEES

ACTION ITEM

DATE: June 20, 2013

COMMITTEE: Academic Affairs and Student Success

CAMPUS/UNIT: All

ITEM: **Authorization to Confer Degrees**

RECOMMENDATION: Approval

PRESENTED BY: Katherine N. High, Vice President for
Academic Affairs and Student Success

The University's Charter, dating from the early 19th century, provides for degrees to be conferred on students at meetings of the Board of Trustees. Each year, the Board delegates to the President, the Chancellors, or another University official designated by the President, full authority to confer degrees at commencement ceremonies held during the coming year.

MOTION:

That the President, the Chancellors, or another University official designated by the President be authorized to confer degrees at commencement ceremonies held during the time intervening between this meeting and the next annual meeting to be held in June 2014.

THE UNIVERSITY OF TENNESSEE
BOARD OF TRUSTEES

ACTION ITEM

DATE: June 20, 2013

COMMITTEE: Advancement and Public Affairs

CAMPUS/UNIT: All

ITEM: **Second Amendment to the Affiliation and Services Agreement between UT and UTFI**

RECOMMENDATION: Approval

PRESENTED BY: Joseph A. DiPietro, President
Johnnie Ray, Vice President for Development and Alumni Affairs and
President and CEO of UT Foundation, Inc.

The proposed Second Amendment to the Affiliation and Services Agreement between UT and UTFI addresses the following matters:

1. Changes the timing of the budget allocation of University Direct Support payments from UT to UTFI from every two years to annually to allow for more accurate and responsive commitments for UTFI's budget needs. Some components of UTFI's budget, including reimbursement from UT for endowment assessment and interest earnings, may vary and adjustments to the University Direct Support payments may need to be adjusted accordingly on an annual basis to reflect variations.
2. Changes the date for calculating the net administrative fee assessed on UT and UTFI funds invested in the Consolidated Investment Pool from fiscal year end June 30 to calendar year end December 31 to provide an amount in advance of preparing the annual budget for UTFI. The net administrative fee is paid by UT and is included in UTFI's budget. Under the current system, this fee cannot be calculated until after UTFI's budget has been planned.

After operating under the terms of the Agreement for two years, it has become apparent that changing the timing of these calculations would provide for a more efficient and accurate budgetary process for UT and UTFI. In accordance with the terms of the Affiliation and Services Agreement, the proposed Amendment has been submitted to the Comptroller for the State of Tennessee for consideration and approval.

MOTION:

That the proposed Second Amendment to the Affiliation and Services Agreement between the University and the University of Tennessee Foundation, Inc. be approved, subject to the approval of the Comptroller for the State of Tennessee.

**Second Amendment to the
2011 Affiliation and Services Agreement
between
The University of Tennessee
and
The University of Tennessee Foundation, Inc.**

This Second Amendment, effective on July 1, 2013, amends the Affiliation and Services Agreement (the "Agreement") between The University of Tennessee ("University") and The University of Tennessee Foundation, Inc. ("UTFI") dated as of July 1, 2011, as previously amended by the Amendment to the Agreement dated as of _____, 2012 and the First Amendment to Appendix A of the Agreement dated as of July 1, 2012.

WITNESSETH:

WHEREAS, the University and UTFI have been operating under the terms of the Agreement since July 1, 2011 and have identified certain parts of the Agreement that should be amended to reflect operations; and

WHEREAS, the University and UTFI have determined that the budget review of the University's direct support and corresponding amendment of the Projected Foundation Budget should occur annually rather than every two years; and

WHEREAS, the University and UTFI have determined that the measurement date for market value determination of the endowment assessment fee should be changed from fiscal-year end June 30 to calendar-year end December 31 to improve budgeting processes;

NOW THEREFORE, the parties agree to amend the Agreement as follows:

1. Article III, Section 2.a. is hereby amended and restated as follows:
 2. Compensation for Services by the Foundation. In consideration of the Foundation's services described in this Agreement, the University will provide the following compensation to the Foundation:
 - a. Direct Support. The University will make payments to the Foundation in the amounts shown as University Direct Support in the Projected Foundation

Budget set forth in Appendix A-2 (which also includes other revenue sources consistent with those identified by the Association of Governing Boards and listed in Appendix B). The University will remit the University Direct Support payments to the Foundation no later than the tenth (10th) day of each month.

The University commits to continuing to make the University Direct Support payments outlined in the agreed upon Projected Foundation Budget set forth in Appendix A-2, subject to the University's right under Article VII to terminate this Agreement at the end of any fiscal year if sufficient funds are not available to carry out the University's obligations under the Agreement. Changes to the University Direct Support payments will be reviewed annually and must be approved by the Advisory Foundation Committee prior to submission for approval by the Foundation Board of Directors and the University Board of Trustees. Predictable revenue sources to support development budgets can help minimize the distraction and loss of focus towards securing private gifts for the benefit of the University.

Notwithstanding the above provision for review of the University Direct Support payments annually, the Projected Foundation Budget set forth in Appendix A-2 may be amended at any time by agreement of the parties in accordance with the provisions of Article VII, Section 3.

2. Appendix A, as amended, of the Agreement is hereby amended and restated as Appendix A-2, a copy of which is attached hereto and shall be affixed to the Agreement.
3. Article III, Section 2.b. is hereby amended and restated as follows:
 - b. Endowment Assessment. Except when circumstances require or warrant separate investment, University endowment funds and Foundation endowment funds are co-mingled and invested in the Consolidated Investment Pool. An administrative fee is assessed on the Consolidated Investment Pool for accounting and development services. In consideration of the Foundation's services under this Agreement, the University will pay the Foundation the net administrative fee (net of direct University investment expenses) assessed on the University and Foundation funds invested in the Consolidated

Investment Pool. The administrative fee as of the date of execution of this Agreement is 100 basis points of the previous calendar year-end market value of the Consolidated Investment Pool. The Endowment Assessment amounts shown in the Projected Foundation Budget set forth in Appendix A-2 represent projections of the amount of the total administrative fee assessed on the Consolidated Investment Pool.

- 4. Except as revised by this Second Amendment, the Agreement remains in full force and effect.

IN WITNESS WHEREOF, after approval by the Comptroller for the State of Tennessee and the governing boards of the University and UTFI, this Second Amendment to the Agreement has been executed by the President of the University and the President of UTFI.

Witness:

THE UNIVERSITY OF TENNESSEE

THE UNIVERSITY OF TENNESSEE
FOUNDATION, INC.

Joseph A. DiPietro, President

Johnnie Ray, President

Date: _____

Date: _____

THE UNIVERSITY OF TENNESSEE
BOARD OF TRUSTEES

ACTION ITEM

DATE: June 20, 2013

COMMITTEE: Advancement and Public Affairs

CAMPUS/UNIT: UTHSC

ITEM: Naming of the Department of Dermatology

RECOMMENDATION: Approval

PRESENTED BY: Steve J. Schwab, Chancellor, UT Health Science Center

The following memorandum from Chancellor Schwab outlines a proposal, approved by President DiPietro, to name the UT Health Science Center's Department of Dermatology after Dr. Robert J. Kaplan, Dr. Rex A. Amonette, and Mrs. Johnnie D. Amonette.

Under the University's Policy on Naming of Facilities and Other Assets, the Board of Trustees approves the naming of a department upon the recommendation of the campus Chancellor and the President. The following memorandum documents the philanthropy, leadership, and service that Dr. Robert J. Kaplan, Dr. Rex A. Amonette, and Mrs. Johnnie D. Amonette have provided to The University of Tennessee and specifically, the Health Science Center. The Health Science Center would be honored for its Department of Dermatology to bear these individuals' names. A celebration and steps to place their names on any physical departmental spaces or listed in any printed or online publications would occur between Fall 2013 and Spring 2014.


MOTION:

That the UTHSC Department of Dermatology be renamed the Kaplan-Amonette Department of Dermatology to reflect the giving, service, and accomplishments of Dr. Robert J. Kaplan, Dr. Rex A. Amonette, and Mrs. Johnnie D. Amonette.



Office of the Chancellor
62 South Dunlap Street
Memphis, TN 38163
Phone: (901) 448-4796
Fax: (901) 448-7750

MEMORANDUM

DATE: April 26, 2013
TO: Dr. Joseph DiPietro
President
University of Tennessee
FROM: Steve J. Schwab, M.D. 
Chancellor
University of Tennessee Health Science Center
SUBJECT: The Kaplan-Amonette Department of Dermatology

Please review the memo below. Upon your approval, this will be placed on the UT Board of Trustees agenda for the meeting on June 20, 2013. After you sign this memo, please send to Johnnie Ray, President of the UT Foundation for inclusion on the agenda along with other Advancement and Public Affairs materials. The action item for the Board of Trustees' accompanying this memo will be marked as a draft until you approve and sign this memo.

Proposal

To name the University of Tennessee Health Science Center's Department of Dermatology after Dr. Robert J. Kaplan, Dr. Rex A. Amonette, and Mrs. Johnnie D. Amonette. The following document outlines Dr. Kaplan's and the Amonettes' lifetime commitment to the Department of Dermatology through philanthropy, leadership and generous service. The proposed name for the department is the Kaplan-Amonette Department of Dermatology.

Policy and Procedure

Below, the lifetime contributions to the Department of Dermatology provided by both Dr. Kaplan and the Amonettes will be outlined in detail. Under the University of Tennessee's guidelines, it is required that the Board of Trustees votes on any proposals to name a department on any of the UT campuses, including the Health Science Center in Memphis. The University of Tennessee policy regarding the naming of a department is outlined in italics:

Pursuant to the University of Tennessee (UT) Board of Trustees Guidelines for Naming Opportunities and Endowments, the naming of a school, college, department or program may be



granted to a donor who provides a significant endowment that will provide a permanent income stream to that unit. The endowment level should produce between 10% and 40% of the unit's operating budget at the current spending level. Only the UT Board of Trustees, upon recommendation of the UT President and campus Chancellor, may name a school, college, department or program."

The philanthropic commitments involved in this departmental naming include \$1,250,000 in new pledges/gifts, \$500,000 in contributions already made to the department, and nearly \$8 million in planned support through an estate gift. These contributions drastically exceed the 10-40% requirement as outlined above in the UT policy. These contributions, in addition to service and leadership for the department already provided, warrant the name of UTHSC's Department of Dermatology to include Dr. Kaplan and the Amonettes to honor their truly essential and generous commitments.

Dr. Robert J. Kaplan

Dr. Kaplan is a 1973 graduate of the UTHSC College of Medicine in Memphis. Bob Kaplan has been a recognized leader for the UT Health Science Center and the UT Department of Athletics for decades. His leadership positions have included serving on the UT Foundation's Board of Directors and the UTHSC College of Medicine Alumni Council, and he has been a trusted resource for the UT President, the UTHSC Chancellor, UT's Athletics Directors and most recently, the Executive Dean of the College of Medicine, Dr. David Stern.

It would not be possible for the Health Science Center to substantially grow its Department of Dermatology without the expertise, service and philanthropy of Dr. Kaplan. As a dermatological leader in Memphis, his experience and advice has been invaluable to the Executive Dean as he looks to grow the department as a whole and in particular the department's dermatological pathology efforts. He has provided countless hours to Dr. Stern in order to help with strategy to grow the department and to also assist in faculty recruitment.

In terms of philanthropy, Dr. Kaplan's support of the department is absolutely transformational. Over the course of his lifetime, he has already given \$1,166,000 to the Health Science Center to help build the Dr. Robert J. Kaplan Clinical Skills and Assessment Center, a center that has helped revolutionize the way UTHSC medical students learn, assess and develop their clinical skills as future physicians and community leaders. His support of the athletics department has allowed for the creation of the Wolf-Kaplan Center and for the department to grow to new heights.

Dr. Kaplan has made two new commitments to the Health Science Center that will once again transform the way medicine is taught, learned and practiced. He has committed \$1,125,000 to the Department of Dermatology to be paid to the UT Foundation over the next several years, with a minimum commitment of \$125,000 annually and the bulk of the \$1,125,000 gift expected to be given within the next two years. Additionally, Dr. Kaplan's estate plans include an approximate \$10 million overall gift (90% of his entire estate) to the Health Science Center. Of that \$10 million, approximately \$2 million is designated for a quasi-endowment to benefit the Department of Dermatology and approximately \$8 million is earmarked to create a quasi-endowment to

support the existing Kaplan Clinical Skills Center. Dr. Kaplan has never missed a pledge payment to the University of Tennessee and his giving has always been well ahead of the proposed schedule in his respective gift agreements with the University and Foundation.

Dr. Kaplan's leadership and character is unquestioned, and his loyalty and philanthropy to the University of Tennessee, and in particular to the Health Science Center and dermatology and clinical skills, is essentially unrivaled.

Dr. Rex A. and Mrs. Johnnie D. Amonette

The service and leadership that Dr. Rex A. and Mrs. Johnnie D. Amonette have provided to the University of Tennessee and the Health Science Center is nearly unparalleled. Their philanthropy has been essential for the UTHSC Department of Dermatology as well, and it would be fitting for the department to bear their names, along with the name of Dr. Kaplan.

Dr. Rex Amonette has been an integral figure in providing steady leadership and guidance for the UTHSC Department of Dermatology. He currently serves as the Interim Chair for the department and he, along with Dr. Kaplan, personally helped to recruit the new Chair, Dr. Kathryn Schwarzenberger. She is a nationally-recognized leader in dermatology who will assume her new role this summer. Dr. Amonette, along with Dr. Kaplan, trained under Dr. Bill Rosenberg, a widely recognized leader in the field, during their residencies in Memphis.

Mrs. Amonette is a former member of the University of Tennessee Board of Trustees and is the current Chair of the UT Foundation's Board of Directors. Her leadership has played a key role in helping to shape the direction of the recently expanded UT Foundation. She serves as a trusted advisor to the Foundation's President, Dr. Johnnie Ray and to the UTHSC Chancellor.

The Amonettes' giving has allowed the department to create this new chair position within the department. Their lifetime commitments to the University of Tennessee exceed \$870,000 and they have given \$500,000 specifically to the Department of Dermatology. This generous support has allowed for the creation of the Amonette-Rosenberg Chair of Excellence in Dermatology, which will be filled shortly.


The Future of the Department of Dermatology and Closing Thoughts

The UTHSC Department of Dermatology has a bright future and will be a model for other departments on the UTHSC campus and this is 100% due to the philanthropy, service, expertise, and leadership of Dr. Robert J. Kaplan, Dr. Rex A. Amonette, and Mrs. Johnnie D. Amonette. Years of service and support and millions in giving warrant this department to bear their names, as recommended above to be: The Kaplan-Amonette Department of Dermatology.



(Approved By) Dr. Joe DiPietro
President
University of Tennessee

5/28/13
Date



(Approved By) Johnnie D. Ray
Vice President for Development & Alumni Affairs
University of Tennessee

5-24-13
Date

THE UNIVERSITY OF TENNESSEE
BOARD OF TRUSTEES

ACTION ITEM

- DATE: June 22, 2011
- COMMITTEE: Executive and Compensation
- ITEM: **President’s Recommendation of Appointments to University Health System Board of Directors**
- RECOMMENDATION: Approval
- PRESENTED BY: Joseph A. DiPietro, President

University Health System, Inc. (UHS) is a not-for-profit corporation created in 1998 to operate the UT Medical Center in Knoxville. The UHS charter provides for a board of directors that includes three members appointed by the University President with the approval of the Board of Trustees.

In June 2011, after Dr. DiPietro had assumed office as President of the University, the Board approved his recommendation that Dr. David E. Millhorn be appointed to fill the remainder of Dr. DiPietro’s term on the UHS Board through June 30, 2013. Dr. DiPietro now recommends that Dr. Millhorn be reappointed for a full three-year term from July 1, 2013 through June 30, 2016.

MOTION:

That the President’s recommendation for the reappointment of Dr. David E. Millhorn to the Board of Directors of University Health System, Inc., for a three-year term beginning July 1, 2013 and ending June 30, 2016 be approved.

UPCOMING MEETINGS

- **Audit, Aug 12, Nashville**
- **Workshop, Sept 5-6, in Nashville at the Ellington Agricultural Center**
- **Executive & Compensation, Sept 10, Nashville**
- **Trusteeship, Sept 10, Nashville**
- **Health Affairs, Sept 10, Nashville**
- **Fall Meeting, Oct 17-18, Knoxville**
- **Audit, Dec 18**